



**ICD-9-CM**

**2010**

CLASSIFICATION OF PROCEDURES

**CLASSIFICATION OF PROCEDURES**

INTERNATIONAL CLASSIFICATION OF DISEASES

9th REVISION

CLINICAL MODIFICATION



## PREFACE

This sixth edition of the International Classification of Diseases, 9th Revision, Clinical Modification (ICD-9-CM) is being published by the United States Government in recognition of its responsibility to promulgate this classification throughout the United States for morbidity coding. The International Classification of Diseases, 9th Revision, published by the World Health Organization (WHO) is the foundation of the ICD-9-CM and continues to be the classification employed in cause-of-death coding in the United States. The ICD-9-CM is completely comparable with the ICD-9. The WHO Collaborating Center for Classification of Diseases in North America serves as liaison between the international obligations for comparable classifications and the national health data needs of the United States.

The ICD-9-CM is recommended for use in all clinical settings but is required for reporting diagnoses and diseases to all U.S. Public Health Service and the Centers for Medicare & Medicaid Services (formerly the Health Care Financing Administration) programs. Guidance in the use of this classification can be found in the section "Guidance in the Use of ICD-9-CM."

ICD-9-CM extensions, interpretations, modifications, addenda, or errata other than those approved by the U.S. Public Health Service and the Centers for Medicare & Medicaid Services are not to be considered official and should not be utilized. Continuous maintenance of the ICD-9-CM is the responsibility of the Federal Government. However, because the ICD-9-CM represents the best in contemporary thinking of clinicians, nosologists, epidemiologists, and statisticians from both public and private sectors, no future modifications will be considered without extensive advice from the appropriate representatives of all major users.

All official authorized addenda through October 1, 2009, have been included in this sixth edition.

## ACKNOWLEDGMENTS

*David Berglund, MD, MPH  
Classifications and Public Health Data Standards Staff  
National Center for Health Statistics  
Centers for Disease Control and Prevention*

*Amy L. Blum, MHA., RHIA, CTR  
Classifications and Public Health Data Standards Staff  
National Center for Health Statistics  
Centers for Disease Control and Prevention*

*Lizabeth J. Fisher, RHIA  
Classifications and Public Health Data Standards Staff  
National Center for Health Statistics  
Centers for Disease Control and Prevention*

*Donna Pickett, MPH, RHIA  
Classifications and Public Health Data Standards Staff  
National Center for Health Statistics  
Centers for Disease Control and Prevention*

*Patricia E. Brooks, RHIA  
Centers For Medicare and Medicaid Services  
Center for Medicare Management  
Hospital and Ambulatory Policy Group  
Division of Acute Care*

*Ann B. Fagan, RHIA  
Centers For Medicare and Medicaid Services  
Center for Medicare Management  
Hospital and Ambulatory Policy Group  
Division of Acute Care*

*Amy L. Gruber, RHIA  
Centers For Medicare and Medicaid Services  
Center for Medicare Management  
Hospital and Ambulatory Policy Group  
Division of Acute Care*

*Mady Hue, RHIA, CCS  
Centers For Medicare and Medicaid Services  
Center for Medicare Management  
Hospital and Ambulatory Policy Group  
Division of Acute Care*

*Linda Washington  
Marketing  
National Center for Health Statistics  
Development InfoStructure  
2101 Wilson Boulevard, Suite 300  
Arlington, VA 22201*

*Contact: David W. Martin*

## INTRODUCTION

The International Classification of Diseases, 9th Revision, Clinical Modification (ICD-9-CM) is based on the official version of the World Health Organization's 9th Revision, International Classification of Diseases (ICD-9). ICD-9 is designed for the classification of morbidity and mortality information for statistical purposes, and for the indexing of hospital records by disease and operations, for data storage and retrieval. The historical background of the International Classification of Diseases may be found in the Introduction to ICD-9 (Manual of the International Classification of Diseases, Injuries, and Causes of Death, World Health Organization, Geneva, Switzerland, 1977).

ICD-9-CM is a clinical modification of the World Health Organization's International Classification of Diseases, 9th Revision (ICD-9). The term "clinical" is used to emphasize the modification's intent: to serve as a useful tool in the area of classification of morbidity data for indexing of medical records, medical care review, and ambulatory and other medical care programs, as well as for basic health statistics. To describe the clinical picture of the patient, the codes must be more precise than those needed only for statistical groupings and trend analysis..

## THE ICD-9-CM COORDINATION AND MAINTENANCE COMMITTEE

Annual modifications are made to the ICD-9-CM through the ICD-9-CM Coordination and Maintenance Committee (C&M). The Committee is made up of representatives from two Federal Government agencies, the National Center for Health Statistics and the Centers for Medicare & Medicaid Services. The Committee holds meetings twice a year which are open to the public. Modification proposals submitted to the Committee for consideration are presented at the meetings for public discussion. Those modification proposals which are approved are incorporated into the official government version of the ICD-9-CM and become effective for use the October 1 of the year following their presentation. This CD-ROM contains the modifications approved from the March 2008 - March 2009 C&M cycle.

This CD-ROM is the only official federal government version of the ICD-9-CM. It may be purchased through the Government Printing Office.

## CONVENTIONS USED IN THE TABULAR LIST

The ICD-9-CM Tabular List for both the Disease and Procedure Classification makes use of certain abbreviations, punctuation, and other conventions which need to be clearly understood.

### Abbreviations

**NEC** Not elsewhere classifiable. The category number for the term including NEC is to be used only when the coder lacks the information necessary to code the term to a more specific category.

**NOS** Not otherwise specified. This abbreviation is the equivalent of "unspecified."

### Punctuation

[ ] Brackets are used to enclose synonyms, alternative wordings, or explanatory phrases.

- ( ) Parentheses are used to enclose supplementary words which may be present or absent in the statement of a disease or procedure without affecting the code number to which it is assigned.
- :
- Colons are used in the Tabular List after an incomplete term which needs one or more of the modifiers which follow in order to make it assignable to a given category.

#### OTHER CONVENTIONS

**Format:** ICD- 9- CM uses an indented format for ease in reference.

**Instructional Notations**

**Includes:**

This note appears immediately under a three- digit code title to further define, or give example of, the contents of the category.

**Excludes:**

Terms following the word "excludes" are to be coded elsewhere. The term excludes means "DO NOT CODE HERE".

**Use additional code**

This instruction is placed in the Tabular List in those categories where the user will need to add further information (by using an additional code) to give a more complete picture of the diagnosis or procedure.

#### GUIDANCE IN THE USE OF ICD-9- CM

To code accurately, it is necessary to have a working knowledge of medical terminology and to understand the characteristics, terminology, and conventions of the ICD- 9- CM. Transforming verbal descriptions of diseases, injuries, conditions, and procedures into numerical designations (coding) is a complex activity and should not be undertaken without proper training.

Originally coding was accomplished to provide access to medical records by diagnoses and operations through retrieval for medical research, education, and administration. Medical codes today are utilized to facilitate payment of health services, to evaluate utilization patterns, and to study the appropriateness of health care costs. Coding provides the bases for epidemiological studies and research into the quality of health care.

Coding must be performed correctly and consistently to produce meaningful statistics to aid in the planning for the health needs of the Nation.

#### QUESTIONS

Questions regarding the use and interpretation of the International Classification of Diseases, 9th Revision, Clinical Modification can be directed to any of the organizations listed below.

Central Office on ICD- 9- CM  
 American Hospital Association  
 1 North Franklin Chicago, Illinois 60606  
 National Center for Health Statistics  
 Centers for Disease Control and Prevention  
 Department of Health and Human Services  
 3311 Toledo Road  
 Hyattsville, Maryland 20782

Centers for Medicare & Medicaid Services  
 Division of Prospective Payment System  
 Office of Hospital Policy  
 7500 Security Blvd., C5- 06- 27  
 Baltimore, Maryland 21244- 1850

# TABLE OF CONTENTS

## CLASSIFICATION OF PROCEDURES

Chapter	Code		Page
0	00	Procedures and interventions, not elsewhere classified	11
1	01-05	Operations on the nervous system	22
2	06-07	Operations on the endocrine system	32
3	08-16	Operations on the eye	37
3A	17	Other miscellaneous diagnostic and therapeutic procedures	51
4	18-20	Operations on the ear	54
5	21-29	Operations on the nose, mouth, and pharynx	60
6	30-34	Operations on the respiratory system	72
7	35-39	Operations on the cardiovascular system	82
8	40-41	Operations on the hemic and lymphatic system	113
9	42-54	Operations on the digestive system	116
10	55-59	Operations on the urinary system	153
11	60-64	Operations on the male genital organs	166
12	65-71	Operations on the female genital organs	173
13	72-75	Obstetrical procedures	188
14	76-84	Operations on the musculoskeletal system	193
15	85-86	Operations on the integumentary system	223
16	87-99	Miscellaneous diagnostic and therapeutic procedures	233
		INDEX TO PROCEDURES	273





## CLASSIFICATION OF PROCEDURES



0. PROCEDURES AND INTERVENTIONS , NOT ELSEWHERE CLASSIFIED (00)

00 Procedures and interventions, Not Elsewhere Classified

00.0 Therapeutic ultrasound

**Excludes:** *diagnostic ultrasound (non-invasive)* ([88.71-88.79](#))  
*intracardiac echocardiography [ICE] (heart chamber(s))* ([37.28](#))  
*intravascular imaging (adjunctive)* ([00.21-00.29](#))

00.01 Therapeutic ultrasound of vessels of head and neck  
 Anti- restenotic ultrasound  
 Intravascular non- ablative ultrasound

**Excludes:** *diagnostic ultrasound of:*  
*eye* ([95.13](#))  
*head and neck* ([88.71](#))  
*that of inner ear* ([20.79](#))  
*ultrasonic:*  
*angioplasty of non-coronary vessel* ([39.50](#))  
*embolectomy* ([38.01, 38.02](#))  
*endarterectomy* ([38.11, 38.12](#))  
*thrombectomy* ([38.01, 38.02](#))

00.02 Therapeutic ultrasound of heart <sup>®</sup>  
 Anti- restenotic ultrasound  
 Intravascular non- ablative ultrasound

**Excludes:** *diagnostic ultrasound of heart* ([88.72](#))  
*ultrasonic ablation of heart lesion* ([37.34](#))  
*ultrasonic angioplasty of coronary vessels* ([00.66, 36.09](#))

00.03 Therapeutic ultrasound of peripheral vascular vessels  
 Anti- restenotic ultrasound  
 Intravascular non- ablative ultrasound

**Excludes:** *diagnostic ultrasound of peripheral vascular system* ([88.77](#))  
*ultrasonic angioplasty of:*  
*non-coronary vessel* ([39.50](#))

00.09 Other therapeutic ultrasound

**Excludes:** *ultrasonic:*  
*fragmentation of urinary stones* ([59.95](#))  
*percutaneous nephrostomy with fragmentation* ([55.04](#))  
*physical therapy* ([93.35](#))  
*transurethral guided laser induced prostatectomy (TULIP)* ([60.21](#))

00.1 Pharamaceuticals

00.10 Implantation of chemotherapeutic agent  
 Brain wafer chemotherapy  
 Interstitial/ intracavitary

**Excludes:** *injection or infusion of cancer chemotherapeutic substance* ([99.25](#))


00.11 Infusion of drotrecogin alfa (activated)  
 Infusion of recombinant protein



ICD-9-CM TABULAR LIST OF PROCEDURES (FY10)

- 00.12 Administration of inhaled nitric oxide  
**Nitric oxide therapy**
- 00.13 Injection or infusion of nesiritide  
**Human B- type natriuretic peptide (hBNP)**
- 00.14 Injection or infusion of oxazolidinone class of antibiotics  
**Linezolid injection**
- 00.15 High-dose infusion interleukin-2 [IL-2]  
**Infusion (IV bolus, CIV) interleukin**  
**Injection of aldesleukin**  
*Excludes: low-dose infusion interleukin-2 (99.28)*
- 00.16 Pressurized treatment of venous bypass graft [conduit] with pharmaceutical substance  
**Ex-vivo treatment of vessel**  
**Hyperbaric pressurized graft [conduit]**
- 00.17 Infusion of vasopressor agent
- 00.18 Infusion of immunosuppressive antibody therapy <sup>®</sup>  
**Includes: during induction phase of solid organ transplantation**  
**monoclonal antibody therapy**  
**polyclonal antibody therapy**
- 00.19 Disruption of blood brain barrier via infusion [BBBD] <sup>⚡</sup>  
**Infusion of substance to disrupt blood brain barrier**  
**Code also chemotherapy (99.25)**  
*Excludes: other perfusion (39.97)*
- 00.2 Intravascular imaging of blood vessels <sup>®</sup>  
**Endovascular ultrasonography**  
**Intravascular ultrasound (IVUS)**  
**Intravascular [ultrasound] imaging of blood vessels**  
**Virtual histology intravascular ultrasound [VH- IVUS]**  
**Note: real- time imaging of lumen of blood vessel(s) using sound waves**  
**Code also any synchronous diagnostic or therapeutic procedures**  
*Excludes: therapeutic ultrasound (00.01-00.09)*  
*adjunct vascular system procedures, number of vessels treated (00.40 -00.43)*  
*diagnostic procedures on blood vessels (38.21 – 38.29)*  
*diagnostic ultrasound of peripheral vascular system (88.77)*  
*magnetic resonance imaging (MRI) (88.91-88.97)*  
*intravascular imaging of vessel(s) by OCT (38.24-38.25)*
- 00.21 Intravascular imaging of extracranial cerebral vessels  
**Common carotid vessels and branches**  
**Intravascular ultrasound (IVUS), extracranial cerebral vessels**  
*Excludes: diagnostic ultrasound (non-invasive) of head and neck (88.71)*
- 00.22 Intravascular imaging of intrathoracic vessels  
**Aorta and aortic arch**  
**Intravascular ultrasound (IVUS), intrathoracic vessels**  
**Vena cava (superior) (inferior)**  
*Excludes: diagnostic ultrasound (non-invasive) of other sites of thorax (88.73)*

PROCEDURES AND INTERVENTIONS, NOT ELSEWHERE CLASSIFIED (00)

- 00.23 Intravascular imaging of peripheral vessels  
Imaging of:  
vessels of arm(s)  
vessels of leg(s)  
Intravascular ultrasound (IVUS), peripheral vessels  
*Excludes: diagnostic ultrasound (non-invasive) of peripheral vascular system (88.77)*
- 00.24 Intravascular imaging of coronary vessels  
Intravascular ultrasound (IVUS), coronary vessels  
*Excludes: diagnostic ultrasound (non-invasive) of heart (88.72) intracardiac echocardiography [ICE] (ultrasound of heart chamber(s)) (37.28)*
- 00.25 Intravascular imaging of renal vessels  
Intravascular ultrasound (IVUS), renal vessels  
Renal artery  
*Excludes: diagnostic ultrasound (non-invasive) of urinary system (88.75)*
- 00.28 Intravascular imaging, other specified vessel(s)
- 00.29 Intravascular imaging, unspecified vessel(s)
- 00.3 Computer assisted surgery [CAS]   
CT-free navigation  
Image guided navigation (IGN)  
Image guided surgery (IGS)  
Imageless navigation  
That without the use of robotic(s) technology  
Code also diagnostic or therapeutic procedure  
*Excludes: stereotactic frame application only (93.59) robotic assisted procedures (17.41-17.49)*
- 00.31 Computer assisted surgery with CT/CTA
- 00.32 Computer assisted surgery with MR/MRA
- 00.33 Computer assisted surgery with fluoroscopy
- 00.34 Imageless computer assisted surgery
- 00.35 Computer assisted surgery with multiple datasets
- 00.39 Other computer assisted surgery  
Computer assisted surgery NOS

00.4 Adjunct Vascular System Procedures

**Note:** These codes can apply to both coronary and peripheral vessels. These codes are to be used in conjunction with other therapeutic procedure codes to provide additional information on the number of vessels upon which a procedure was performed and/or the number of stents inserted. As appropriate, code both the number of vessels operated on ([00.40-00.43](#)), and the number of stents inserted ([00.45-00.48](#)).

Code also any:

angioplasty or atherectomy ([00.61- 00.62, 00.66, 39.50](#))

endarterectomy ([38.10 – 38.18](#))

insertion of vascular stent(s) ([00.55, 00.63-00.65, 36.06 - 36.07, 39.90](#))

other removal of coronary artery obstruction ([36.09](#))

00.40 Procedure on single vessel

Number of vessels, unspecified

*Excludes:* (aorto) coronary bypass ([36.10 – 36.19](#))

intravascular imaging of blood vessels ([00.21-00.29](#))

00.41 Procedure on two vessels

*Excludes:* (aorto) coronary bypass ([36.10 – 36.19](#))

intravascular imaging of blood vessels ([00.21-00.29](#))

00.42 Procedure on three vessels

*Excludes:* (aorto) coronary bypass ([36.10 – 36.19](#))

intravascular imaging of blood vessels ([00.21-00.29](#))

00.43 Procedure on four or more vessels

*Excludes:* (aorto) coronary bypass ([36.10 – 36.19](#))

intravascular imaging of blood vessels ([00.21-00.29](#))

00.44 Procedure on vessel bifurcation

**Note:** This code is to be used to identify the presence of a vessel bifurcation; it does not describe a specific bifurcation stent.

Use this code only once per operative episode, irrespective of the number of bifurcations in vessels.

00.45 Insertion of one vascular stent

Number of stents, unspecified

00.46 Insertion of two vascular stents

00.47 Insertion of three vascular stents

00.48 Insertion of four or more vascular stents

00.49 SuperSaturated oxygen therapy 

Aqueous oxygen (AO) therapy

SSO2

SuperOxygenation infusion therapy

Code also any:

injection or infusion of thrombolytic agent ([99.10](#))

insertion of coronary artery stent(s) ([36.06- 36.07](#))

intracoronary artery thrombolytic infusion ([36.04](#))

number of vascular stents inserted ([00.45-00.48](#))

number of vessels treated ([00.40-00.43](#))

open chest coronary artery angioplasty ([36.03](#))

other removal of coronary obstruction ([36.09](#))  
percutaneous transluminal coronary angioplasty [PTCA] ([00.66](#))  
procedure on vessel bifurcation ([00.44](#))

*Excludes: other oxygen enrichment ([93.96](#))  
other perfusion ([39.97](#))*

00.5 Other cardiovascular procedures

**00.50** Implantation of cardiac resynchronization pacemaker without mention of defibrillation, total system [CRT-P]

Biventricular pacemaker  
Biventricular pacing without internal cardiac defibrillator  
BiV pacemaker

Implantation of cardiac resynchronization (biventricular) pulse generator pacing device, formation of pocket, transvenous leads including placement of lead into left ventricular coronary venous system, and intraoperative procedures for evaluation of lead signals.

That with CRT-P generator and one or more leads

Note: Device testing during procedure --omit code

*Excludes: implantation of cardiac resynchronization defibrillator, total system [CRT-D] ([00.51](#))  
insertion or replacement of any type pacemaker device ([37.80-37.87](#))  
replacement of cardiac resynchronization defibrillator pulse generator only [CRT-D] ([00.54](#))  
replacement of cardiac resynchronization pacemaker pulse generator only [CRT-P] ([00.53](#))*

**00.51** Implantation of cardiac resynchronization defibrillator, total system [CRT-D]

BiV defibrillator  
Biventricular defibrillator  
Biventricular pacing with internal cardiac defibrillator  
BiV ICD  
BiV pacemaker with defibrillator  
BiV pacing with defibrillator

Implantation of a cardiac resynchronization (biventricular) pulse generator with defibrillator [AICD], formation of pocket, transvenous leads, including placement of lead into left ventricular coronary venous system, intraoperative procedures for evaluation of lead signals, and obtaining defibrillator threshold measurements.

That with CRT-D generator and one or more leads

Note: Device testing during procedure --omit code

*Excludes: implantation of cardiac resynchronization pacemaker, total system [CRT-P] ([00.50](#))  
implantation or replacement of automatic cardioverter/defibrillator, total system [AICD] ([37.94](#))  
replacement of cardiac resynchronization defibrillator pulse generator, only [CRT-D] ([00.54](#))*

**00.52** Implantation or replacement of transvenous lead [electrode] into left ventricular coronary venous system

*Excludes: implantation of cardiac resynchronization defibrillator, total system [CRT-D] (00.51)  
implantation of cardiac resynchronization pacemaker, total system [CRT-P] (00.50)  
initial insertion of transvenous lead [electrode] (37.70-37.72)  
replacement of transvenous atrial and/or ventricular lead(s) [electrodes] (37.76)*

**00.53** Implantation or replacement of cardiac resynchronization pacemaker pulse generator only [CRT-P]  
Implantation of CRT- P device with removal of any existing CRT- P or other pacemaker device

Note: Device testing during procedure --omit code

*Excludes: implantation of cardiac resynchronization pacemaker, total system [CRT-P] (00.50)  
implantation or replacement of cardiac resynchronization defibrillator pulse generator only [CRT-D] (00.54)  
insertion or replacement of any type pacemaker device (37.80-37.87)*

**00.54** Implantation or replacement of cardiac resynchronization defibrillator pulse generator device only [CRT- D]  
Implantation of CRT- D device with removal of any existing CRT- D, CRT- P, pacemaker, or defibrillator device

Note: Device testing during procedure --omit code

*Excludes: implantation of automatic cardioverter/defibrillator pulse generator only (37.96)  
implantation of cardiac resynchronization defibrillator, total system [CRT-D] (00.51)  
implantation or replacement of cardiac resynchronization pacemaker pulse generator only [CRT-P] (00.53)*

**00.55** Insertion of drug-eluting peripheral vessel stent(s)  
Endograft(s)  
Endovascular graft(s)  
Stent grafts

Code also any:

angioplasty or atherectomy of other non- coronary vessels(s) (39.50)  
number of vascular stents inserted (00.45 – 00.48)  
number of vessels treated (00.40 – 00.43)  
procedure on vessel bifurcation (00.44)

*Excludes: drug-coated peripheral stents, e.g., heparin coated (39.90)  
insertion of cerebrovascular stent(s) (00.63-00.65)  
insertion of drug-eluting coronary artery stent (36.07)  
insertion of non-drug-eluting stent(s):  
coronary artery (36.06)  
peripheral vessel (39.90)  
that for aneurysm repair (39.71 - 39.79)*



PROCEDURES AND INTERVENTIONS, NOT ELSEWHERE CLASSIFIED (00)

**00.56** Insertion or replacement of implantable pressure sensor (lead) for intracardiac or great vessel hemodynamic monitoring **®**

Code also any associated implantation or replacement of monitor [\(00.57\)](#)

*Excludes: circulatory monitoring (blood gas, arterial or venous pressure, cardiac output and coronary blood flow) [\(89.60 - 89.69\)](#)*

**00.57** Implantation or replacement of subcutaneous device for intracardiac or great vessel hemodynamic monitoring **®**

Implantation of monitoring device with formation of subcutaneous pocket and connection to intracardiac pressure sensor (lead)

Code also any associated insertion or replacement of implanted pressure sensor (lead) [\(00.56\)](#)

00.58 Insertion of intra-aneurysm sac pressure monitoring device (intraoperative) **✱**

Insertion of pressure sensor during endovascular repair of abdominal or thoracic aortic aneurysm(s)

00.59 Intravascular pressure measurement of coronary arteries **✱**

Includes: fractional flow reserve (FFR)

Code also any synchronous diagnostic or therapeutic procedures

*Excludes: intravascular pressure measurement of intrathoracic arteries [\(00.67\)](#)*

00.6 Procedures on blood vessels

**00.61** Percutaneous angioplasty or atherectomy of precerebral (extracranial) vessel(s)

Basilar

Carotid

Vertebral

Code also any:

injection or infusion of thrombolytic agent [\(99.10\)](#)

percutaneous insertion of carotid artery stent(s) [\(00.63\)](#)

percutaneous insertion of other precerebral artery stent(s) [\(00.64\)](#)

number of vascular stents inserted [\(00.45 - 00.48\)](#)

number of vessels treated [\(00.40 - 00.43\)](#)

procedure on vessel bifurcation [\(00.44\)](#)

*Excludes: angioplasty or atherectomy of other non-coronary vessel(s) [\(39.50\)](#)*

*removal of cerebrovascular obstruction of vessel(s) by open approach [\(38.01-38.02, 38.11-38.12, 38.31-38.32, 38.41-38.42\)](#)*

**00.62** Percutaneous angioplasty or atherectomy of intracranial vessel(s)

Code also any:

injection or infusion of thrombolytic agent [\(99.10\)](#)

percutaneous insertion of intracranial stent(s) [\(00.65\)](#)

number of vascular stents inserted [\(00.45 - 00.48\)](#)

number of vessels treated [\(00.40 - 00.43\)](#)

procedure on vessel bifurcation [\(00.44\)](#)



New code



Revised code



4<sup>th</sup> digit required

**Excludes:** *angioplasty or atherectomy of other non-coronary vessel(s)* ([39.50](#))  
*removal of cerebrovascular obstruction of vessel(s) by open approach* ([38.01-38.02](#), [38.11-38.12](#), [38.31-38.32](#), [38.41-38.42](#))

00.63 Percutaneous insertion of carotid artery stent(s)

Includes the use of any embolic protection device, distal protection device, filter device, or stent delivery system  
 Non- drug- eluting stent

Code also any:

number of vascular stents inserted ([00.45 – 00.48](#))

number of vessels treated ([00.40 – 00.43](#))

percutaneous angioplasty or atherectomy of precerebral vessel(s) ([00.61](#))

procedure on vessel bifurcation ([00.44](#))

**Excludes:** *angioplasty or atherectomy of other non-coronary vessel(s)* ([39.50](#))  
*insertion of drug-eluting peripheral vessel stent(s)* ([00.55](#))

00.64 Percutaneous insertion of other precerebral (extracranial) artery stent(s)

Includes the use of any embolic protection device, distal protection device, filter device, or stent delivery system

Basilar stent

Vertebral stent

Code also any:

number of vascular stents inserted ([00.45 – 00.48](#))

number of vessels treated ([00.40 – 00.43](#))

percutaneous angioplasty or atherectomy of precerebral vessel(s) ([00.61](#))

procedure on vessel bifurcation ([00.44](#))

**Excludes:** *angioplasty or atherectomy of other non-coronary vessel(s)* ([39.50](#))  
*insertion of drug-eluting peripheral vessel stent(s)* ([00.55](#))

00.65 Percutaneous insertion of intracranial vascular stent(s)

Includes the use of any embolic protection device, distal protection device, filter device, or stent delivery system

Code also any:

number of vascular stents inserted ([00.45 – 00.48](#))

number of vessels treated ([00.40 – 00.43](#))

percutaneous angioplasty or atherectomy of intracranial vessel(s) ([00.62](#))


procedure on vessel bifurcation ([00.44](#))

**Excludes:** *angioplasty or atherectomy of other non-coronary vessel(s)* ([39.50](#))  
*insertion of drug-eluting peripheral vessel stent(s)* ([00.55](#))


**00.66** Percutaneous transluminal coronary angioplasty [PTCA] or coronary atherectomy 

Balloon angioplasty of coronary artery  
 Coronary atherectomy  
 Percutaneous coronary angioplasty NOS  
 PTCA NOS


Code also any:  
 injection or infusion of thrombolytic agent ([99.10](#))  
 insertion of coronary artery stent(s) ([36.06- 36.07](#))  
 intracoronary artery thrombolytic infusion ([36.04](#))  
 number of vascular stents inserted ([00.45 – 00.48](#))  
 number of vessels treated ([00.40 – 00.43](#))  
 procedure on vessel bifurcation ([00.44](#))  
 SuperSaturated oxygen therapy ([00.49](#))

00.67 Intravascular pressure measurement of intrathoracic arteries   
 Assessment of: aorta and aortic arch  
 carotid

Code also any synchronous diagnostic or therapeutic procedures

00.68 Intravascular pressure measurement of peripheral arteries   
 Assessment of: other peripheral vessels  
 vessels of arm(s) vessels of leg(s)

Code also any synchronous diagnostic or therapeutic procedures

00.69 Intravascular pressure measurement, other specified and unspecified vessels 

Assessment of:  
 iliac vessels  
 intra- abdominal vessels  
 mesenteric vessels  
 renal vessels

Code also any synchronous diagnostic or therapeutic procedures

*Excludes:* intravascular pressure measurement of:  
 coronary arteries ([00.59](#))  
 intrathoracic arteries ([00.67](#))  
 peripheral arteries ([00.68](#))

00.7 Other hip procedures

**00.70** Revision of hip replacement, both acetabular and femoral components  
 Total hip revision

Code also any:  
 removal of (cement) (joint) spacer ([84.57](#))  
 type of bearing surface, if known ([00.74 – 00.77](#))

*Excludes:*  
 revision of hip replacement, acetabular component only ([00.71](#))  
 revision of hip replacement, femoral component only ([00.72](#))  
 revision of hip replacement, Not Otherwise Specified ([81.53](#))  
 revision with replacement of acetabular liner and/or femoral head only ([00.73](#))


- 00.71** Revision of hip replacement, acetabular component  
 Partial, acetabular component only  
 That with:  
 exchange of acetabular cup and liner  
 exchange of femoral head  
 Code also any type of bearing surface, if known ([00.74 – 00.77](#))  
*Excludes:*  
 revision of hip replacement, both acetabular and femoral components ([00.70](#))  
 revision of hip replacement, femoral component ([00.72](#))  
 revision of hip replacement, Not Otherwise Specified ([81.53](#))  
 revision with replacement of acetabular liner and/or femoral head only ([00.73](#))
- 00.72** Revision of hip replacement, femoral component  
 Partial, femoral component only  
 That with:  
 exchange of acetabular liner  
 exchange of femoral stem and head  
 Code also any type of bearing surface, if known ([00.74 – 00.77](#))  
*Excludes:*  
 revision of hip replacement, acetabular component ([00.71](#))  
 revision of hip replacement, both acetabular and femoral components ([00.70](#))  
 revision of hip replacement, not otherwise specified ([81.53](#))  
 revision with replacement of acetabular liner and/or femoral head only ([00.73](#))
- 00.73** Revision of hip replacement, acetabular liner and/or femoral head only  
 Code also any type of bearing surface, if known ([00.74 – 00.77](#))
- 00.74** Hip bearing surface, metal on polyethylene <sup>®</sup>
- 00.75** Hip bearing surface, metal-on-metal <sup>®</sup>
- 00.76** Hip bearing surface, ceramic-on-ceramic <sup>®</sup>
- 00.77** Hip bearing surface, ceramic-on-polyethylene <sup>®</sup>

00.8 Other knee and hip procedures

**Note:** Report up to two components using [00.81 – 00.83](#) to describe revision of knee replacements. If all three components are revised, report [00.80](#).

- 00.80** Revision of knee replacement, total (all components)  
 Replacement of femoral, tibial, and patellar components (all components)  
 Code also any removal of (cement) (joint) spacer ([84.57](#))  
*Excludes:* revision of only one or two components (tibial, femoral or patellar component) ([00.81 – 00.84](#))
- 00.81** Revision of knee replacement, tibial component  
 Replacement of tibial baseplate and tibial insert (liner)  
*Excludes:* revision of knee replacement, total (all components) ([00.80](#))

PROCEDURES AND INTERVENTIONS, NOT ELSEWHERE CLASSIFIED (00)

- 00.82 Revision of knee replacement, femoral component  
That with replacement of tibial insert (liner)  
*Excludes: revision of knee replacement, total (all components) (00.80)*
- 00.83 Revision of knee replacement, patellar component  
*Excludes: revision of knee replacement, total (all components) (00.80)*
- 00.84 Revision of total knee replacement, tibial insert (liner)  
Replacement of tibial insert (liner)  
*Excludes: that with replacement of tibial component (tibial baseplate and liner) (00.81)*
- 00.85 Resurfacing hip, total, acetabulum and femoral head  
Hip resurfacing arthroplasty, total
- 00.86 Resurfacing hip, partial, femoral head  
Hip resurfacing arthroplasty, NOS  
Hip resurfacing arthroplasty, partial, femoral head  
*Excludes: that with resurfacing of acetabulum (00.85)*
- 00.87 Resurfacing hip, partial, acetabulum  
Hip resurfacing arthroplasty, partial, acetabulum  
*Excludes: that with resurfacing of femoral head (00.85)*
- 00.9 Other procedures and interventions
- 00.91 Transplant from live related donor  
Code also organ transplant procedure
- 00.92 Transplant from live non-related donor  
Code also organ transplant procedure
- 00.93 Transplant from cadaver  
Code also organ transplant procedure
- 00.94 Intra-operative neurophysiologic monitoring   
Includes: Cranial nerve, peripheral nerve and spinal cord testing performed intra-operatively  
Intra-operative neurophysiologic testing  
IOM  
Nerve monitoring  
Neuromonitoring  
*Excludes: brain temperature monitoring (01.17)  
intracranial oxygen monitoring (01.16)  
intracranial pressure monitoring (01.10)  
plethysmogram (89.58)*

1. OPERATIONS ON THE NERVOUS SYSTEM (01 -05)

01 Incision and excision of skull, brain, and cerebral meninges

01.0 Cranial puncture

01.01 Cisternal puncture  
Cisternal tap

*Excludes: pneumocisternogram (87.02)*

01.02 Ventriculopuncture through previously implanted catheter  
Puncture of ventricular shunt tubing

01.09 Other cranial puncture  
Aspiration of:  
    subarachnoid space  
    subdural space  
Cranial aspiration NOS  
Puncture of anterior fontanel  
Subdural tap (through fontanel)

01.1 Diagnostic procedures on skull, brain, and cerebral meninges

01.10 Intracranial pressure monitoring 

**Includes: insertion of catheter or probe for monitoring**


01.11 Closed [percutaneous] [needle] biopsy of cerebral meninges  
Burr hole approach

01.12 Open biopsy of cerebral meninges

01.13 Closed [percutaneous] [needle] biopsy of brain  
Burr hole approach  
Stereotactic method

01.14 Open biopsy of brain

01.15 Biopsy of skull

01.16 Intracranial oxygen monitoring 

**Includes: insertion of catheter or probe for monitoring**  
Partial pressure of brain oxygen (PbtO2)

01.17 Brain temperature monitoring 

**Includes: insertion of catheter or probe for monitoring**

01.18 Other diagnostic procedures on brain and cerebral meninges 

*Excludes: cerebral:*

*arteriography (88.41)*  
*thermography (88.81)*  
*contrast radiogram of brain (87.01-87.02)*  
*echoencephalogram (88.71)*  
*electroencephalogram (89.14)*  
*microscopic examination of specimen from nervous system and*  
*of spinal fluid (90.01-90.09)*  
*neurologic examination (89.13)*  
*phlebography of head and neck (88.61)*  
*pneumoencephalogram (87.01)*

OPERATIONS ON THE NERVOUS SYSTEM (01-05)

radioisotope scan:  
cerebral [\(92.11\)](#)  
head NEC [\(92.12\)](#)  
tomography of head:  
C.A.T. scan [\(87.03\)](#)  
other [\(87.04\)](#)  
brain temperature monitoring [\(01.17\)](#)  
intracranial oxygen monitoring [\(01.16\)](#)  
intracranial pressure monitoring [\(01.10\)](#)

- 01.19 Other diagnostic procedures on skull  
*Excludes:* transillumination of skull [\(89.16\)](#)  
x-ray of skull [\(87.17\)](#)

01.2 Craniotomy and craniectomy

*Excludes:* decompression of skull fracture [\(02.02\)](#)  
exploration of orbit [\(16.01-16.09\)](#)  
that as operative approach --omit code

01.21 Incision and drainage of cranial sinus

01.22 Removal of intracranial neurostimulator lead(s)  
Code also any removal of neurostimulator pulse generator [\(86.05\)](#)  
*Excludes:* removal with synchronous replacement [\(02.93\)](#)

01.23 Reopening of craniotomy site

01.24 Other craniotomy  
Cranial:  
decompression  
exploration  
trephination  
Craniotomy NOS  
Craniotomy with removal of:  
epidural abscess  
extradural hematoma  
foreign body of skull

*Excludes:* removal of foreign body with incision into brain [\(01.39\)](#)

01.25 Other craniectomy  
Debridement of skull NOS  
Sequestrectomy of skull

*Excludes:* debridement of compound fracture of skull [\(02.02\)](#)  
strip craniectomy [\(02.01\)](#)

01.26 Insertion of catheter(s) into cranial cavity or tissue  
Code also any concomitant procedure (e.g. resection) [\(01.59\)](#)  
*Excludes:* placement of intracerebral catheter(s) via burr hole(s) [\(01.28\)](#)

01.27 Removal of catheter(s) from cranial cavity or tissue

01.28 Placement of intracerebral catheter(s) via burr hole(s)  
Convection enhanced delivery  
Stereotactic placement of intracerebral catheter(s)

Code also infusion of medication

*Excludes:* insertion of catheter(s) into cranial cavity or tissue(s) [\(01.26\)](#)

01.3 Incision of brain and cerebral meninges

01.31 Incision of cerebral meninges

Drainage of:  
intracranial hygroma  
subarachnoid abscess (cerebral)  
subdural empyema

01.32 Lobotomy and tractotomy

Division of:  
brain tissue  
cerebral tracts  
Percutaneous (radiofrequency) cingulotomy

01.39 Other incision of brain

Amygdalohippocampotomy  
Drainage of intracerebral hematoma  
Incision of brain NOS

*Excludes: division of cortical adhesions (02.91)*

01.4 Operations on thalamus and globus pallidus

01.41 Operations on thalamus

Chemothalamectomy  
Thalamotomy

*Excludes: that by stereotactic radiosurgery (92.30 - 92.39)*

01.42 Operations on globus pallidus

Pallidoansectomy  
Pallidotomy

*Excludes: that by stereotactic radiosurgery (92.30 - 92.39)*

01.5 Other excision or destruction of brain and meninges

01.51 Excision of lesion or tissue of cerebral meninges

Decortication of (cerebral) meninges  
Resection of (cerebral) meninges  
Stripping of subdural membrane of (cerebral) meninges

*Excludes: biopsy of cerebral meninges (01.11-01.12)*

01.52 Hemispherectomy

01.53 Lobectomy of brain

01.59 Other excision or destruction of lesion or tissue of brain

Curettage of brain  
Debridement of brain  
Marsupialization of brain cyst  
Transtemporal (mastoid) excision of brain tumor

*Excludes: biopsy of brain (01.13-01.14)  
that by stereotactic radiosurgery (92.30 - 92.39)  
laser interstitial thermal therapy [LITT] of lesion or tissue of  
brain under guidance (17.61)*

01.6 Excision of lesion of skull

Removal of granulation tissue of cranium

*Excludes: biopsy of skull (01.15)  
sequestrectomy (01.25)*



02 Other operations on skull, brain, and cerebral meninges

02.0 Cranioplasty

**Excludes:** *that with synchronous repair of encephalocele* [\(02.12\)](#)

**02.01** Opening of cranial suture

Linear craniectomy

Strip craniectomy

**02.02** Elevation of skull fracture fragments

Debridement of compound fracture of skull

Decompression of skull fracture

Reduction of skull fracture

Code also any synchronous debridement of brain [\(01.59\)](#)

**Excludes:** *debridement of skull NOS* [\(01.25\)](#)

*removal of granulation tissue of cranium* [\(01.6\)](#)

**02.03** Formation of cranial bone flap

Repair of skull with flap

**02.04** Bone graft to skull

Pericranial graft (autogenous) (heterogenous)

**02.05** Insertion of skull plate

Replacement of skull plate

**02.06** Other cranial osteoplasty

Repair of skull NOS

Revision of bone flap of skull

**02.07** Removal of skull plate

**Excludes:** *removal with synchronous replacement* [\(02.05\)](#)

02.1 Repair of cerebral meninges

**Excludes:** *marsupialization of cerebral lesion* [\(01.59\)](#)

**02.11** Simple suture of dura mater of brain

**02.12** Other repair of cerebral meninges

Closure of fistula of cerebrospinal fluid

Dural graft

Repair of encephalocele including synchronous cranioplasty

Repair of meninges NOS

Subdural patch

**02.13** Ligation of meningeal vessel

Ligation of:

longitudinal sinus

middle meningeal artery

**02.14** Choroid plexectomy

Cauterization of choroid plexus

**02.2** Ventriculostomy

Anastomosis of ventricle to:

cervical subarachnoid space

cisterna magna

Insertion of Holter valve

Ventriculocisternal intubation



02.3 Extracranial ventricular shunt

**Includes: that with insertion of valve**

- 02.31 Ventricular shunt to structure in head and neck  
**Ventricle to nasopharynx shunt**  
**Ventriculomastoid anastomosis**
- 02.32 Ventricular shunt to circulatory system  
**Ventriculoatrial anastomosis**  
**Ventriculocaval shunt**
- 02.33 Ventricular shunt to thoracic cavity  
**Ventriculopleural anastomosis**
- 02.34 Ventricular shunt to abdominal cavity and organs  
**Ventriculocholecystostomy**  
**Ventriculoperitoneostomy**
- 02.35 Ventricular shunt to urinary system  
**Ventricle to ureter shunt**
- 02.39 Other operations to establish drainage of ventricle  
**Ventricle to bone marrow shunt**  
**Ventricular shunt to extracranial site NEC**

02.4 Revision, removal, and irrigation of ventricular shunt

**Excludes: revision of distal catheter of ventricular shunt (54.95)**

- 02.41 Irrigation and exploration of ventricular shunt  
**Exploration of ventriculoperitoneal shunt at ventricular site**  
**Re- programming of ventriculoperitoneal shunt**
- 02.42 Replacement of ventricular shunt  
**Reinsertion of Holter valve**  
**Replacement of ventricular catheter**  
**Revision of ventriculoperitoneal shunt at ventricular site**
- 02.43 Removal of ventricular shunt

02.9 Other operations on skull, brain, and cerebral meninges

**Excludes: operations on:**

*pineal gland (07.17, 07.51-07.59)*

*pituitary gland [hypophysis] (07.13-07.15, 07.61-07.79)*

- 02.91 Lysis of cortical adhesions
- 02.92 Repair of brain
- 02.93 Implantation or replacement of intracranial neurostimulator lead(s)  
**Implantation, insertion, placement, or replacement of intracranial:**  
**brain pacemaker [neuropacemaker]**  
**depth electrodes**  
**epidural pegs**  
**electroencephalographic receiver**  
**foramen ovale electrodes**  
**intracranial electrostimulator**  
**subdural grids**  
**subdural strips**  
**Code also any insertion of neurostimulator pulse generator(86.94- 86.98)**
- 02.94 Insertion or replacement of skull tongs or halo traction device

OPERATIONS ON THE NERVOUS SYSTEM (01-05)

02.95 Removal of skull tongs or halo traction device

02.96 Insertion of sphenoidal electrodes

02.99 Other

*Excludes: chemical shock therapy (94.24)  
electroshock therapy:  
subconvulsive (94.26)  
other (94.27)*

03 Operations on spinal cord and spinal canal structures

Code also any application or administration of an adhesion barrier substance  
[\(99.77\)](#)

03.0 Exploration and decompression of spinal canal structures

03.01 Removal of foreign body from spinal canal

03.02 Reopening of laminectomy site

03.09 Other exploration and decompression of spinal canal <sup>®</sup>

Decompression:  
laminectomy  
laminotomy  
Expansile laminoplasty  
Exploration of spinal nerve root  
Foraminotomy

Code also any synchronous insertion, replacement and revision of  
posterior spinal motion preservation device(s), if performed  
[\(84.80 - 84.85\)](#)

*Excludes: drainage of spinal fluid by anastomosis (03.71-03.79)  
laminectomy with excision of intervertebral disc (80.51)  
spinal tap (03.31)  
that as operative approach --omit code*

03.1 Division of intraspinal nerve root  
Rhizotomy

03.2 Chordotomy

03.21 Percutaneous chordotomy  
Stereotactic chordotomy

03.29 Other chordotomy  
Chordotomy NOS  
Tractotomy (one- stage) (two- stage) of spinal cord  
Transection of spinal cord tracts

03.3 Diagnostic procedures on spinal cord and spinal canal structures

03.31 Spinal tap  
Lumbar puncture for removal of dye

*Excludes: lumbar puncture for injection of dye [myelogram] (87.21)*

03.32 Biopsy of spinal cord or spinal meninges

03.39 Other diagnostic procedures on spinal cord and spinal canal  
structures

**Excludes:** *microscopic examination of specimen from nervous system or of spinal fluid (90.01-90.09)*  
*x-ray of spine (87.21-87.29)*

03.4 Excision or destruction of lesion of spinal cord or spinal meninges


Curettage of spinal cord or spinal meninges  
Debridement of spinal cord or spinal meninges  
Marsupialization of cyst of spinal cord or spinal meninges  
Resection of spinal cord or spinal meninges

**Excludes:** *biopsy of spinal cord or meninges (03.32)*

03.5 Plastic operations on spinal cord structures

03.51 Repair of spinal meningocele  
Repair of meningocele NOS

03.52 Repair of spinal myelomeningocele

03.53 Repair of vertebral fracture   
Elevation of spinal bone fragments  
Reduction of fracture of vertebrae  
Removal of bony spicules from spinal canal

**Excludes:** *percutaneous vertebral augmentation (81.66)*  
*Percutaneous vertebroplasty (81.65)*

03.59 Other repair and plastic operations on spinal cord structures

Repair of:  
diastematomyelia  
spina bifida NOS  
spinal cord NOS  
spinal meninges NOS  
vertebral arch defect

03.6 Lysis of adhesions of spinal cord and nerve roots

03.7 Shunt of spinal theca

**Includes:** that with valve

03.71 Spinal subarachnoid-peritoneal shunt

03.72 Spinal subarachnoid-ureteral shunt

03.79 Other shunt of spinal theca  
Lumbar- subarachnoid shunt NOS  
Pleurothecal anastomosis  
Salpingothecal anastomosis

03.8 Injection of destructive agent into spinal canal

03.9 Other operations on spinal cord and spinal canal structures

03.90 Insertion of catheter into spinal canal for infusion of therapeutic or palliative substances

Insertion of catheter into epidural, subarachnoid, or subdural space of spine with intermittent or continuous infusion of drug (with creation of any reservoir)

Code also any implantation of infusion pump [\(86.06\)](#)

OPERATIONS ON THE NERVOUS SYSTEM (01-05)

- 03.91 Injection of anesthetic into spinal canal for analgesia  
*Excludes: that for operative anesthesia --omit code*
- 03.92 Injection of other agent into spinal canal  
Intrathecal injection of steroid  
Subarachnoid perfusion of refrigerated saline  
*Excludes: injection of:*  
*contrast material for myelogram (87.21)*  
*destructive agent into spinal canal (03.8)*
- 03.93 Implantation or replacement of spinal neurostimulator lead(s)  
Code also any insertion of neurostimulator pulse generator  
[\(86.94- 86.98\)](#)
- 03.94 Removal of spinal neurostimulator lead(s)  
Code also any removal of neurostimulator pulse generator [\(86.05\)](#)
- 03.95 Spinal blood patch
- 03.96 Percutaneous denervation of facet
- 03.97 Revision of spinal thecal shunt
- 03.98 Removal of spinal thecal shunt
- 03.99 Other

04 Operations on cranial and peripheral nerves

04.0 Incision, division, and excision of cranial and peripheral nerves

- Excludes: opticociliary neurectomy (12.79)*  
*sympathetic ganglionectomy (05.21-05.29)*
- 04.01 Excision of acoustic neuroma  
That by craniotomy  
*Excludes: that by stereotactic radiosurgery (92.30 - 92.39)*
- 04.02 Division of trigeminal nerve  
Retrogasserian neurotomy
- 04.03 Division or crushing of other cranial and peripheral nerves  
*Excludes: that of:*  
*glossopharyngeal nerve (29.92)*  
*laryngeal nerve (31.91)*  
*nerves to adrenal glands (07.42)*  
*phrenic nerve for collapse of lung (33.31)*  
*vagus nerve (44.00-44.03)*
- 04.04 Other incision of cranial and peripheral nerves
- 04.05 Gasserian ganglionectomy
- 04.06 Other cranial or peripheral ganglionectomy  
*Excludes: sympathetic ganglionectomy (05.21-05.29)*
- 04.07 Other excision or avulsion of cranial and peripheral nerves  
Curettage of peripheral nerve  
Debridement of peripheral nerve  
Resection of peripheral nerve  
Excision of peripheral neuroma [Morton's]  
*Excludes: biopsy of cranial or peripheral nerve (04.11-04.12)*



04.1 Diagnostic procedures on peripheral nervous system

04.11 Closed [percutaneous] [needle] biopsy of cranial or peripheral nerve or ganglion

04.12 Open biopsy of cranial or peripheral nerve or ganglion

04.19 Other diagnostic procedures on cranial and peripheral nerves and ganglia

*Excludes: microscopic examination of specimen from nervous system (90.01-90.09)  
neurologic examination (89.13)*

04.2 Destruction of cranial and peripheral nerves

**Destruction of cranial or peripheral nerves by:  
cryoanalgesia  
injection of neurolytic agent  
radiofrequency  
Radiofrequency ablation**

04.3 Suture of cranial and peripheral nerves

04.4 Lysis of adhesions and decompression of cranial and peripheral nerves

04.41 Decompression of trigeminal nerve root

04.42 Other cranial nerve decompression

04.43 Release of carpal tunnel

04.44 Release of tarsal tunnel

04.49 Other peripheral nerve or ganglion decompression or lysis of adhesions

**Peripheral nerve neurolysis NOS**

04.5 Cranial or peripheral nerve graft

04.6 Transposition of cranial and peripheral nerves

**Nerve transplantation**

04.7 Other cranial or peripheral neuroplasty

04.71 Hypoglossal-facial anastomosis

04.72 Accessory-facial anastomosis

04.73 Accessory-hypoglossal anastomosis

04.74 Other anastomosis of cranial or peripheral nerve

04.75 Revision of previous repair of cranial and peripheral nerves

04.76 Repair of old traumatic injury of cranial and peripheral nerves

04.79 Other neuroplasty

04.8 Injection into peripheral nerve

*Excludes: destruction of nerve (by injection of neurolytic agent) (04.2)*

04.80 Peripheral nerve injection, not otherwise specified

04.81 Injection of anesthetic into peripheral nerve for analgesia

*Excludes: that for operative anesthesia --omit code*

OPERATIONS ON THE NERVOUS SYSTEM (01-05)

04.89 Injection of other agent, except neurolytic

**Excludes:** injection of neurolytic agent (04.2)

04.9 Other operations on cranial and peripheral nerves

04.91 Neurectasis

04.92 Implantation or replacement of peripheral neurostimulator lead(s)  
Code also any insertion of neurostimulator pulse generator  
(86.94- 86.98)

04.93 Removal of peripheral neurostimulator lead(s)  
Code also any removal of neurostimulator pulse generator (86.05)

04.99 Other

05 Operations on sympathetic nerves or ganglia

**Excludes:** paracervical uterine denervation (69.3)

05.0 Division of sympathetic nerve or ganglion

**Excludes:** that of nerves to adrenal glands (07.42)

05.1 Diagnostic procedures on sympathetic nerves or ganglia

05.11 Biopsy of sympathetic nerve or ganglion

05.19 Other diagnostic procedures on sympathetic nerves or ganglia

05.2 Sympathectomy

05.21 Sphenopalatine ganglionectomy

05.22 Cervical sympathectomy

05.23 Lumbar sympathectomy

05.24 Presacral sympathectomy

05.25 Periarterial sympathectomy

05.29 Other sympathectomy and ganglionectomy  
Excision or avulsion of sympathetic nerve NOS  
Sympathetic ganglionectomy NOS

**Excludes:** biopsy of sympathetic nerve or ganglion (05.11)  
optociliary neurectomy (12.79)  
periarterial sympathectomy (05.25)  
tympanosympathectomy (20.91)

05.3 Injection into sympathetic nerve or ganglion

**Excludes:** injection of ciliary sympathetic ganglion (12.79)

05.31 Injection of anesthetic into sympathetic nerve for analgesia

05.32 Injection of neurolytic agent into sympathetic nerve

05.39 Other injection into sympathetic nerve or ganglion

05.8 Other operations on sympathetic nerves or ganglia

05.81 Repair of sympathetic nerve or ganglion

05.89 Other

05.9 Other operations on nervous system

2. OPERATIONS ON THE ENDOCRINE SYSTEM (06-07)

06 Operations on thyroid and parathyroid glands

**Includes: incidental resection of hyoid bone**

06.0 Incision of thyroid field

**Excludes:** *division of isthmus (06.91)*

06.01 Aspiration of thyroid field

**Percutaneous or needle drainage of thyroid field**

**Excludes:** *aspiration biopsy of thyroid (06.11)*

*drainage by incision (06.09)*

*postoperative aspiration of field (06.02)*

06.02 Reopening of wound of thyroid field

**Reopening of wound of thyroid field for:**  
**control of (postoperative) hemorrhage**  
**examination**  
**exploration**  
**removal of hematoma**

06.09 Other incision of thyroid field

**Drainage of hematoma by incision**  
**Drainage of thyroglossal tract by incision**  
**Exploration:**  
     **neck by incision**  
     **thyroid (field) by incision**  
**Removal of foreign body by incision**  
**Thyroidotomy NOS by incision**

**Excludes:** *postoperative exploration (06.02)*

*removal of hematoma by aspiration (06.01)*

06.1 Diagnostic procedures on thyroid and parathyroid glands

06.11 Closed [percutaneous] [needle] biopsy of thyroid gland

**Aspiration biopsy of thyroid**

06.12 Open biopsy of thyroid gland

06.13 Biopsy of parathyroid gland

06.19 Other diagnostic procedures on thyroid and parathyroid glands

**Excludes:** *radioisotope scan of:*

*parathyroid (92.13)*

*thyroid (92.01)*

*soft tissue x-ray of thyroid field (87.09)*

06.2 Unilateral thyroid lobectomy

**Complete removal of one lobe of thyroid (with removal of isthmus or portion of other lobe)**

**Hemithyroidectomy**

**Excludes:** *partial substernal thyroidectomy (06.51)*



06.3 Other partial thyroidectomy

06.31 Excision of lesion of thyroid <sup>®</sup>

*Excludes: biopsy of thyroid (06.11-06.12)  
laser interstitial thermal therapy [LITT] of lesion or  
tissue of neck under guidance (17.62)*

06.39 Other  
Isthmectomy  
Partial thyroidectomy NOS

*Excludes: partial substernal thyroidectomy (06.51)*

06.4 Complete thyroidectomy

*Excludes: complete substernal thyroidectomy (06.52)  
that with laryngectomy (30.3-30.4)*

06.5 Substernal thyroidectomy

06.50 Substernal thyroidectomy, not otherwise specified

06.51 Partial substernal thyroidectomy

06.52 Complete substernal thyroidectomy

06.6 Excision of lingual thyroid

Excision of thyroid by:  
submental route  
transoral route

06.7 Excision of thyroglossal duct or tract

06.8 Parathyroidectomy

06.81 Complete parathyroidectomy

06.89 Other parathyroidectomy  
Parathyroidectomy NOS  
Partial parathyroidectomy

*Excludes: biopsy of parathyroid (06.13)*

06.9 Other operations on thyroid (region) and parathyroid

06.91 Division of thyroid isthmus  
Transection of thyroid isthmus

06.92 Ligation of thyroid vessels

06.93 Suture of thyroid gland

06.94 Thyroid tissue reimplantation  
Autotransplantation of thyroid tissue

06.95 Parathyroid tissue reimplantation  
Autotransplantation of parathyroid tissue

06.98 Other operations on thyroid glands

06.99 Other operations on parathyroid glands

07 Operations on other endocrine glands

**Includes:** operations on:  
 adrenal glands  
 pineal gland  
 pituitary gland  
 thymus

**Excludes:** operations on:  
 aortic and carotid bodies ([39.8](#))  
 ovaries ([65.0-65.99](#))  
 pancreas ([52.01-52.99](#))  
 testes ([62.0-62.99](#))

07.0 Exploration of adrenal field

**Excludes:** incision of adrenal (gland) ([07.41](#))

07.00 Exploration of adrenal field, not otherwise specified

07.01 Unilateral exploration of adrenal field

07.02 Bilateral exploration of adrenal field

07.1 Diagnostic procedures on adrenal glands, pituitary gland, pineal gland, and thymus

07.11 Closed [percutaneous] [needle] biopsy of adrenal gland

07.12 Open biopsy of adrenal gland

07.13 Biopsy of pituitary gland, transfrontal approach

07.14 Biopsy of pituitary gland, transsphenoidal approach

07.15 Biopsy of pituitary gland, unspecified approach

07.16 Biopsy of thymus

07.17 Biopsy of pineal gland

07.19 Other diagnostic procedures on adrenal glands, pituitary gland, pineal gland, and thymus

**Excludes:** microscopic examination of specimen from endocrine gland ([90.11-90.19](#))  
 radioisotope scan of pituitary gland ([92.11](#))

07.2 Partial adrenalectomy

07.21 Excision of lesion of adrenal gland

**Excludes:** biopsy of adrenal gland ([07.11-07.12](#))

07.22 Unilateral adrenalectomy  
 Adrenalectomy NOS

**Excludes:** excision of remaining adrenal gland ([07.3](#))

07.29 Other partial adrenalectomy  
 Partial adrenalectomy NOS

07.3 Bilateral adrenalectomy

Excision of remaining adrenal gland

**Excludes:** bilateral partial adrenalectomy ([07.29](#))

07.4 Other operations on adrenal glands, nerves, and vessels

- 07.41 Incision of adrenal gland  
**Adrenotomy (with drainage)**
- 07.42 Division of nerves to adrenal glands
- 07.43 Ligation of adrenal vessels
- 07.44 Repair of adrenal gland
- 07.45 Reimplantation of adrenal tissue  
**Autotransplantation of adrenal tissue**
- 07.49 Other

07.5 Operations on pineal gland

- 07.51 Exploration of pineal field  
*Excludes: that with incision of pineal gland (07.52)*
- 07.52 Incision of pineal gland
- 07.53 Partial excision of pineal gland  
*Excludes: biopsy of pineal gland (07.17)*
- 07.54 Total excision of pineal gland  
**Pinelectomy (complete) (total)**
- 07.59 Other operations on pineal gland

07.6 Hypophysectomy

- 07.61 Partial excision of pituitary gland, transfrontal approach  
**Cryohypophysectomy, partial transfrontal approach**  
Division of hypophyseal stalk transfrontal approach  
Excision of lesion of pituitary [hypophysis] transfrontal approach  
Hypophysectomy, subtotal transfrontal approach  
Infundibulectomy, hypophyseal transfrontal approach  
*Excludes: biopsy of pituitary gland, transfrontal approach (07.13)*
- 07.62 Partial excision of pituitary gland, transsphenoidal approach  
*Excludes: biopsy of pituitary gland, transsphenoidal approach (07.14)*
- 07.63 Partial excision of pituitary gland, unspecified approach  
*Excludes: biopsy of pituitary gland NOS (07.15)*
- 07.64 Total excision of pituitary gland, transfrontal approach  
**Ablation of pituitary by implantation (strontium- yttrium) (Y)**  
transfrontal approach  
**Cryohypophysectomy, complete transfrontal approach**
- 07.65 Total excision of pituitary gland, transsphenoidal approach
- 07.68 Total excision of pituitary gland, other specified approach
- 07.69 Total excision of pituitary gland, unspecified approach  
**Hypophysectomy NOS**  
**Pituitectomy NOS**



07.7 Other operations on hypophysis

- 07.71 Exploration of pituitary fossa  
*Excludes: exploration with incision of pituitary gland (07.72)*
- 07.72 Incision of pituitary gland  
Aspiration of:  
    craniobuccal pouch  
    craniopharyngioma  
    hypophysis  
    pituitary gland  
    Rathke's pouch
- 07.79 Other  
    Insertion of pack into sella turcica

07.8 Thymectomy

- 07.80 Thymectomy, not otherwise specified
- 07.81 Other partial excision of thymus <sup>®</sup>  
    Open partial excision of thymus  
*Excludes: biopsy of thymus (07.16)*  
*thoracoscopic partial excision of thymus (07.83)*
- 07.82 Other total excision of thymus <sup>®</sup>  
    Open total excision of thymus  
*Excludes: thoracoscopic total excision of thymus (07.84)*
- 07.83 Thoracoscopic partial excision of thymus <sup>✱</sup>  
*Excludes: other partial excision of thymus (07.81)*
- 07.84 Thoracoscopic total excision of thymus <sup>✱</sup>  
*Excludes: other total excision of thymus (07.82)*

07.9 Other operations on thymus

- 07.91 Exploration of thymus field  
*Excludes: exploration with incision of thymus (07.92)*
- 07.92 Other incision of thymus <sup>®</sup>  
    Open incision of thymus  
*Excludes: thoracoscopic incision of thymus (07.95)*
- 07.93 Repair of thymus
- 07.94 Transplantation of thymus
- 07.95 Thoracoscopic incision of thymus <sup>✱</sup>  
*Excludes: other incision of thymus (07.92)*
- 07.98 Other and unspecified thoracoscopic operations on thymus <sup>✱</sup>
- 07.99 Other and unspecified operations on thymus <sup>®</sup>  
    Transcervical thymectomy  
*Excludes: other thoracoscopic operations on thymus (07.98)*

3. OPERATIONS ON THE EYE (08-16)

08 Operations on eyelids

**Includes: operations on the eyebrow**

08.0 Incision of eyelid

- 08.01 Incision of lid margin
- 08.02 Severing of blepharorrhaphy
- 08.09 Other incision of eyelid

08.1 Diagnostic procedures on eyelid

- 08.11** Biopsy of eyelid
- 08.19 Other diagnostic procedures on eyelid

08.2 Excision or destruction of lesion or tissue of eyelid

**Code also any synchronous reconstruction ([08.61-08.74](#))**

**Excludes: biopsy of eyelid ([08.11](#))**

- 08.20** Removal of lesion of eyelid, not otherwise specified  
**Removal of meibomian gland NOS**
- 08.21** Excision of chalazion
- 08.22** Excision of other minor lesion of eyelid  
**Excision of:**  
**verucca**  
**wart**
- 08.23** Excision of major lesion of eyelid, partial-thickness  
**Excision involving one- fourth or more of lid margin, partial- thickness**
- 08.24** Excision of major lesion of eyelid, full-thickness  
**Excision involving one- fourth or more of lid margin, full- thickness**  
**Wedge resection of eyelid**
- 08.25** Destruction of lesion of eyelid

08.3 Repair of blepharoptosis and lid retraction

- 08.31** Repair of blepharoptosis by frontalis muscle technique with suture
- 08.32** Repair of blepharoptosis by frontalis muscle technique with fascial sling
- 08.33** Repair of blepharoptosis by resection or advancement of levator muscle or aponeurosis
- 08.34** Repair of blepharoptosis by other levator muscle techniques
- 08.35** Repair of blepharoptosis by tarsal technique
- 08.36** Repair of blepharoptosis by other techniques  
**Correction of eyelid ptosis NOS**  
**Orbicularis oculi muscle sling for correction of blepharoptosis**
- 08.37** Reduction of overcorrection of ptosis
- 08.38** Correction of lid retraction

08.4 Repair of entropion or ectropion

- 08.41 Repair of entropion or ectropion by thermocauterization
- 08.42 Repair of entropion or ectropion by suture technique
- 08.43 Repair of entropion or ectropion with wedge resection
- 08.44 Repair of entropion or ectropion with lid reconstruction
- 08.49 Other repair of entropion or ectropion

08.5 Other adjustment of lid position

- 08.51 Canthotomy  
**Enlargement of palpebral fissure**
- 08.52 Blepharorrhaphy  
**Canthorrhaphy**  
**Tarsorrhaphy**
- 08.59 Other  
**Canthoplasty NOS**  
**Repair of epicanthal fold**

08.6 Reconstruction of eyelid with flaps or grafts

*Excludes: that associated with repair of entropion and ectropion (08.44)*

- 08.61 Reconstruction of eyelid with skin flap or graft
- 08.62 Reconstruction of eyelid with mucous membrane flap or graft
- 08.63 Reconstruction of eyelid with hair follicle graft
- 08.64 Reconstruction of eyelid with tarsoconjunctival flap  
**Transfer of tarsoconjunctival flap from opposing lid**
- 08.69 Other reconstruction of eyelid with flaps or grafts

08.7 Other reconstruction of eyelid

*Excludes: that associated with repair of entropion and ectropion (08.44)*

- 08.70 Reconstruction of eyelid, not otherwise specified
- 08.71 Reconstruction of eyelid involving lid margin, partial-thickness
- 08.72 Other reconstruction of eyelid, partial-thickness
- 08.73 Reconstruction of eyelid involving lid margin, full-thickness
- 08.74 Other reconstruction of eyelid, full-thickness

08.8 Other repair of eyelid

- 08.81 Linear repair of laceration of eyelid or eyebrow
- 08.82 Repair of laceration involving lid margin, partial-thickness
- 08.83 Other repair of laceration of eyelid, partial-thickness
- 08.84 Repair of laceration involving lid margin, full-thickness
- 08.85 Other repair of laceration of eyelid, full-thickness
- 08.86 Lower eyelid rhytidectomy
- 08.87 Upper eyelid rhytidectomy
- 08.89 Other eyelid repair

08.9 Other operations on eyelids

- 08.91 Electrosurgical epilation of eyelid
- 08.92 Cryosurgical epilation of eyelid
- 08.93 Other epilation of eyelid
- 08.99 Other

09 Operations on lacrimal system

09.0 Incision of lacrimal gland

**Incision of lacrimal cyst (with drainage)**

09.1 Diagnostic procedures on lacrimal system

- 09.11 Biopsy of lacrimal gland
- 09.12 Biopsy of lacrimal sac
- 09.19 Other diagnostic procedures on lacrimal system  
*Excludes: contrast dacryocystogram (87.05)  
soft tissue x-ray of nasolacrimal duct (87.09)*

09.2 Excision of lesion or tissue of lacrimal gland

- 09.20 Excision of lacrimal gland, not otherwise specified
- 09.21 Excision of lesion of lacrimal gland  
*Excludes: biopsy of lacrimal gland (09.11)*
- 09.22 Other partial dacryoadenectomy  
*Excludes: biopsy of lacrimal gland (09.11)*
- 09.23 Total dacryoadenectomy

09.3 Other operations on lacrimal gland

09.4 Manipulation of lacrimal passage

**Includes: removal of calculus  
that with dilation**

*Excludes: contrast dacryocystogram (87.05)*

- 09.41 Probing of lacrimal punctum
- 09.42 Probing of lacrimal canaliculi
- 09.43 Probing of nasolacrimal duct  
*Excludes: that with insertion of tube or stent (09.44)*
- 09.44 Intubation of nasolacrimal duct  
**Insertion of stent into nasolacrimal duct**
- 09.49 Other manipulation of lacrimal passage

09.5 Incision of lacrimal sac and passages

- 09.51 Incision of lacrimal punctum
- 09.52 Incision of lacrimal canaliculi
- 09.53 Incision of lacrimal sac
- 09.59 Other incision of lacrimal passages  
**Incision (and drainage) of nasolacrimal duct NOS**

- 09.6 Excision of lacrimal sac and passage  
*Excludes: biopsy of lacrimal sac (09.12)*
- 09.7 Repair of canaliculus and punctum  
*Excludes: repair of eyelid (08.81-08.89)*
  - 09.71 Correction of everted punctum
  - 09.72 Other repair of punctum
  - 09.73 Repair of canaliculus
- 09.8 Fistulization of lacrimal tract to nasal cavity
  - 09.81 Dacryocystorhinostomy [DCR]
  - 09.82 Conjunctivocystorhinostomy  
Conjunctivodacryocystorhinostomy [CDCR]  
*Excludes: that with insertion of tube or stent (09.83)*
  - 09.83 Conjunctivorhinostomy with insertion of tube or stent
- 09.9 Other operations on lacrimal system
  - 09.91 Obliteration of lacrimal punctum
  - 09.99 Other
- 10 Operations on conjunctiva
  - 10.0 Removal of embedded foreign body from conjunctiva by incision  
*Excludes: removal of:  
    embedded foreign body without incision (98.22)  
    superficial foreign body (98.21)*
  - 10.1 Other incision of conjunctiva
  - 10.2 Diagnostic procedures on conjunctiva
    - 10.21 Biopsy of conjunctiva
    - 10.29 Other diagnostic procedures on conjunctiva
  - 10.3 Excision or destruction of lesion or tissue of conjunctiva
    - 10.31 Excision of lesion or tissue of conjunctiva  
Excision of ring of conjunctiva around cornea  
*Excludes: biopsy of conjunctiva (10.21)*
    - 10.32 Destruction of lesion of conjunctiva  
*Excludes: excision of lesion (10.31)  
    thermocauterization for entropion (08.41)*
    - 10.33 Other destructive procedures on conjunctiva  
Removal of trachoma follicles
  - 10.4 Conjunctivoplasty
    - 10.41 Repair of symblepharon with free graft
    - 10.42 Reconstruction of conjunctival cul-de-sac with free graft  
*Excludes: revision of enucleation socket with graft (16.63)*



OPERATIONS ON THE EYE (08-16))

- 10.43 Other reconstruction of conjunctival cul-de-sac  
*Excludes: revision of enucleation socket (16.64)*
- 10.44 Other free graft to conjunctiva
- 10.49 Other conjunctivoplasty  
*Excludes: repair of cornea with conjunctival flap (11.53)*
- 10.5 Lysis of adhesions of conjunctiva and eyelid  
Division of symblepharon (with insertion of conformer)
- 10.6 Repair of laceration of conjunctiva  
*Excludes: that with repair of sclera (12.81)*
- 10.9 Other operations on conjunctiva
  - 10.91 Subconjunctival injection
  - 10.99 Other
- 11 Operations on cornea
- 11.0 Magnetic removal of embedded foreign body from cornea  
*Excludes: that with incision (11.1)*
- 11.1 Incision of cornea  
Incision of cornea for removal of foreign body
- 11.2 Diagnostic procedures on cornea
  - 11.21 Scraping of cornea for smear or culture
  - 11.22 Biopsy of cornea
  - 11.29 Other diagnostic procedures on cornea
- 11.3 Excision of pterygium
  - 11.31 Transposition of pterygium
  - 11.32 Excision of pterygium with corneal graft
  - 11.39 Other excision of pterygium
- 11.4 Excision or destruction of tissue or other lesion of cornea
  - 11.41 Mechanical removal of corneal epithelium  
That by chemocauterization  
*Excludes: that for smear or culture (11.21)*
  - 11.42 Thermocauterization of corneal lesion
  - 11.43 Cryotherapy of corneal lesion
  - 11.49 Other removal or destruction of corneal lesion  
Excision of cornea NOS  
*Excludes: biopsy of cornea (11.22)*
- 11.5 Repair of cornea
  - 11.51 Suture of corneal laceration
  - 11.52 Repair of postoperative wound dehiscence of cornea
  - 11.53 Repair of corneal laceration or wound with conjunctival flap
  - 11.59 Other repair of cornea



11.6 Corneal transplant

**Excludes:** excision of pterygium with corneal graft [\(11.32\)](#)

**11.60** Corneal transplant, not otherwise specified  
Keratoplasty NOS

**Note:** To report donor source --see codes [00.91-00.93](#)

**11.61** Lamellar keratoplasty with autograft

**11.62** Other lamellar keratoplasty

**11.63** Penetrating keratoplasty with autograft  
Perforating keratoplasty with autograft

**11.64** Other penetrating keratoplasty  
Perforating keratoplasty (with homograft)

**11.69** Other corneal transplant

11.7 Other reconstructive and refractive surgery on cornea

**11.71** Keratomileusis

**11.72** Keratophakia

**11.73** Keratoprosthesis

**11.74** Thermokeratoplasty

**11.75** Radial keratotomy

**11.76** Epikeratophakia

**11.79** Other

11.9 Other operations on cornea

**11.91** Tattooing of cornea

**11.92** Removal of artificial implant from cornea

**11.99** Other

12 Operations on iris, ciliary body, sclera, and anterior chamber

**Excludes:** operations on cornea [\(11.0-11.99\)](#)

12.0 Removal of intraocular foreign body from anterior segment of eye

**12.00** Removal of intraocular foreign body from anterior segment of eye, not otherwise specified

**12.01** Removal of intraocular foreign body from anterior segment of eye with use of magnet

**12.02** Removal of intraocular foreign body from anterior segment of eye without use of magnet

12.1 Iridotomy and simple iridectomy

**Excludes:** iridectomy associated with:  
cataract extraction [\(13.11-13.69\)](#)  
removal of lesion [\(12.41-12.42\)](#)  
scleral fistulization [\(12.61-12.69\)](#)

**12.11** Iridotomy with transfixion

- 12.12 Other iridotomy
  - Corectomy**
  - Discission of iris**
  - Iridotomy NOS**
- 12.13 Excision of prolapsed iris
- 12.14 Other iridectomy
  - Iridectomy (basal) (peripheral) (total)**
- 12.2 Diagnostic procedures on iris, ciliary body, sclera, and anterior chamber
  - 12.21 Diagnostic aspiration of anterior chamber of eye
  - 12.22 Biopsy of iris
  - 12.29 Other diagnostic procedures on iris, ciliary body, sclera, and anterior chamber
- 12.3 Iridoplasty and coreoplasty
  - 12.31 Lysis of goniosynechiae
    - Lysis of goniosynechiae by injection of air or liquid**
  - 12.32 Lysis of other anterior synechiae
    - Lysis of anterior synechiae:**
    - NOS**
    - by injection of air or liquid**
  - 12.33 Lysis of posterior synechiae
    - Lysis of iris adhesions NOS**
  - 12.34 Lysis of corneovitreal adhesions
  - 12.35 Coreoplasty
    - Needling of pupillary membrane**
  - 12.39 Other iridoplasty
- 12.4 Excision or destruction of lesion of iris and ciliary body
  - 12.40 Removal of lesion of anterior segment of eye, not otherwise specified
  - 12.41 Destruction of lesion of iris, nonexcisional
    - Destruction of lesion of iris by:**
    - cauterization**
    - cryotherapy**
    - photocoagulation**
  - 12.42 Excision of lesion of iris
    - Excludes:** biopsy of iris ([12.22](#))
  - 12.43 Destruction of lesion of ciliary body, nonexcisional
  - 12.44 Excision of lesion of ciliary body
- 12.5 Facilitation of intraocular circulation
  - 12.51 Goniopuncture without goniotomy
  - 12.52 Goniotomy without goniopuncture
  - 12.53 Goniotomy with goniopuncture
  - 12.54 Trabeculotomy ab externo



12.55 Cyclodialysis

12.59 Other facilitation of intraocular circulation

12.6 Scleral fistulization

**Excludes:** *exploratory sclerotomy* ([12.89](#))

12.61 Trephination of sclera with iridectomy

12.62 Thermocauterization of sclera with iridectomy

12.63 Iridencleisis and iridotasis

12.64 Trabeculectomy ab externo

12.65 Other scleral fistulization with iridectomy

12.66 Postoperative revision of scleral fistulization procedure  
**Revision of filtering bleb**

**Excludes:** *repair of fistula* ([12.82](#))

12.69 Other fistulizing procedure

12.7 Other procedures for relief of elevated intraocular pressure

12.71 Cyclodiathermy

12.72 Cyclocryotherapy

12.73 Cyclophotocoagulation

12.74 Diminution of ciliary body, not otherwise specified

12.79 Other glaucoma procedures

12.8 Operations on sclera

**Excludes:** *those associated with:*  
*retinal reattachment* ([14.41-14.59](#))  
*scleral fistulization* ([12.61-12.69](#))

12.81 Suture of laceration of sclera  
**Suture of sclera with synchronous repair of conjunctiva**

12.82 Repair of scleral fistula

**Excludes:** *postoperative revision of scleral fistulization procedure* ([12.66](#))

12.83 Revision of operative wound of anterior segment, not elsewhere classified

**Excludes:** *postoperative revision of scleral fistulization procedure* ([12.66](#))

12.84 Excision or destruction of lesion of sclera

12.85 Repair of scleral staphyloma with graft

12.86 Other repair of scleral staphyloma

12.87 Scleral reinforcement with graft

12.88 Other scleral reinforcement

12.89 Other operations on sclera  
**Exploratory sclerotomy**

12.9 Other operations on iris, ciliary body, and anterior chamber

12.91 Therapeutic evacuation of anterior chamber  
**Paracentesis of anterior chamber**

**Excludes:** *diagnostic aspiration* ([12.21](#))

- 12.92 Injection into anterior chamber  
**Injection of:**  
     **air into anterior chamber**  
     **liquid into anterior chamber**  
     **medication into anterior chamber**
- 12.93 Removal or destruction of epithelial downgrowth from anterior chamber  
**Excludes:** that with iridectomy ([12.41-12.42](#))
- 12.97 Other operations on iris
- 12.98 Other operations on ciliary body
- 12.99 Other operations on anterior chamber

### 13 Operations on lens

#### 13.0 Removal of foreign body from lens

**Excludes:** removal of pseudophakos ([13.8](#))

- 13.00 Removal of foreign body from lens, not otherwise specified
- 13.01 Removal of foreign body from lens with use of magnet
- 13.02 Removal of foreign body from lens without use of magnet

#### 13.1 Intracapsular extraction of lens

**Code also any synchronous insertion of pseudophakos** ([13.71](#))

- 13.11 Intracapsular extraction of lens by temporal inferior route
- 13.19 Other intracapsular extraction of lens  
     **Cataract extraction NOS**  
     **Cryoeextraction of lens**  
     **Erysiphake extraction of cataract**  
     **Extraction of lens NOS**

#### 13.2 Extracapsular extraction of lens by linear extraction technique <sup>®</sup>

**Code also any synchronous insertion of pseudophakos** ([13.71](#))

#### 13.3 Extracapsular extraction of lens by simple aspiration (and irrigation) technique <sup>®</sup>     Irrigation of traumatic cataract

**Code also any synchronous insertion of pseudophakos** ([13.71](#))

#### 13.4 Extracapsular extraction of lens by fragmentation and aspiration technique <sup>®</sup>

**Code also any synchronous insertion of pseudophakos** ([13.71](#))

- 13.41 Phacoemulsification and aspiration of cataract
- 13.42 Mechanical phacofragmentation and aspiration of cataract by posterior route

**Code also any synchronous vitrectomy** ([14.74](#))

- 13.43 Mechanical phacofragmentation and other aspiration of cataract

#### 13.5 Other extracapsular extraction of lens

**Code also any synchronous insertion of pseudophakos** ([13.71](#))

- 13.51 Extracapsular extraction of lens by temporal inferior route

- 13.59 Other extracapsular extraction of lens
- 13.6 Other cataract extraction
  - Code also any synchronous insertion of pseudophakos (13.71)**
  - 13.64 Discission of secondary membrane [after cataract]
  - 13.65 Excision of secondary membrane [after cataract] Capsulectomy
  - 13.66 Mechanical fragmentation of secondary membrane [after cataract]
  - 13.69 Other cataract extraction
- 13.7 Insertion of prosthetic lens [pseudophakos]
  - Excludes: implantation of intraocular telescope prosthesis (13.91)**
  - 13.70 Insertion of pseudophakos, not otherwise specified
  - 13.71 Insertion of intraocular lens prosthesis at time of cataract extraction, one-stage
    - Code also synchronous extraction of cataract (13.11- 13.69)**
  - 13.72 Secondary insertion of intraocular lens prosthesis
- 13.8 Removal of implanted lens
  - Removal of pseudophakos**
- 13.9 Other operations on lens
  - 13.90 Operation on lens, Not Elsewhere Classified
  - 13.91 Implantation of intraocular telescope prosthesis
    - Implantable miniature telescope**
    - Includes removal of lens, any method**
    - Excludes: secondary insertion of ocular implant (16.61)**
- 14 Operations on retina, choroid, vitreous, and posterior chamber
  - 14.0 Removal of foreign body from posterior segment of eye
    - Excludes: removal of surgically implanted material (14.6)**
    - 14.00 Removal of foreign body from posterior segment of eye, not otherwise specified
    - 14.01 Removal of foreign body from posterior segment of eye with use of magnet
    - 14.02 Removal of foreign body from posterior segment of eye without use of magnet
  - 14.1 Diagnostic procedures on retina, choroid, vitreous, and posterior chamber
    - 14.11 Diagnostic aspiration of vitreous
    - 14.19 Other diagnostic procedures on retina, choroid, vitreous, and posterior chamber

14.2 Destruction of lesion of retina and choroid

**Includes:** destruction of chorioretinopathy or isolated chorioretinal lesion

**Excludes:** that for repair of retina ([14.31-14.59](#))

- 14.21 Destruction of chorioretinal lesion by diathermy
- 14.22 Destruction of chorioretinal lesion by cryotherapy
- 14.23 Destruction of chorioretinal lesion by xenon arc photocoagulation
- 14.24 Destruction of chorioretinal lesion by laser photocoagulation
- 14.25 Destruction of chorioretinal lesion by photocoagulation of unspecified type
- 14.26 Destruction of chorioretinal lesion by radiation therapy
- 14.27 Destruction of chorioretinal lesion by implantation of radiation source
- 14.29 Other destruction of chorioretinal lesion  
**Destruction of lesion of retina and choroid NOS**

14.3 Repair of retinal tear

**Includes:** repair of retinal defect

**Excludes:** repair of retinal detachment ([14.41-14.59](#))

- 14.31 Repair of retinal tear by diathermy
- 14.32 Repair of retinal tear by cryotherapy
- 14.33 Repair of retinal tear by xenon arc photocoagulation
- 14.34 Repair of retinal tear by laser photocoagulation
- 14.35 Repair of retinal tear by photocoagulation of unspecified type
- 14.39 Other repair of retinal tear

14.4 Repair of retinal detachment with scleral buckling and implant

- 14.41 Scleral buckling with implant
- 14.49 Other scleral buckling  
**Scleral buckling with:**  
**air tamponade**  
**resection of sclera**  
**vitrectomy**

14.5 Other repair of retinal detachment

**Includes:** that with drainage

- 14.51 Repair of retinal detachment with diathermy
- 14.52 Repair of retinal detachment with cryotherapy
- 14.53 Repair of retinal detachment with xenon arc photocoagulation
- 14.54 Repair of retinal detachment with laser photocoagulation
- 14.55 Repair of retinal detachment with photocoagulation of unspecified type
- 14.59 Other

14.6 Removal of surgically implanted material from posterior segment of eye

14.7 Operations on vitreous

14.71 Removal of vitreous, anterior approach  
**Open sky technique**  
**Removal of vitreous, anterior approach (with replacement)**

14.72 Other removal of vitreous  
**Aspiration of vitreous by posterior sclerotomy**

14.73 Mechanical vitrectomy by anterior approach

14.74 Other mechanical vitrectomy  
**Posterior approach**

14.75 Injection of vitreous substitute  
*Excludes: that associated with removal (14.71-14.72)*

14.79 Other operations on vitreous

14.9 Other operations on retina, choroid, and posterior chamber

15 Operations on extraocular muscles

15.0 Diagnostic procedures on extraocular muscles or tendons

15.01 Biopsy of extraocular muscle or tendon

15.09 Other diagnostic procedures on extraocular muscles and tendons

15.1 Operations on one extraocular muscle involving temporary detachment from globe

15.11 Recession of one extraocular muscle

15.12 Advancement of one extraocular muscle

15.13 Resection of one extraocular muscle

15.19 Other operations on one extraocular muscle involving temporary detachment from globe

*Excludes: transposition of muscle (15.5)*

15.2 Other operations on one extraocular muscle

15.21 Lengthening procedure on one extraocular muscle

15.22 Shortening procedure on one extraocular muscle

15.29 Other

15.3 Operations on two or more extraocular muscles involving temporary detachment from globe, one or both eyes

15.4 Other operations on two or more extraocular muscles, one or both eyes

15.5 Transposition of extraocular muscles

*Excludes: that for correction of ptosis (08.31-08.36)*

15.6 Revision of extraocular muscle surgery



- 15.7 Repair of injury of extraocular muscle
  - Freeing of entrapped extraocular muscle
  - Lysis of adhesions of extraocular muscle
  - Repair of laceration of extraocular muscle, tendon, or Tenon's capsule
- 15.9 Other operations on extraocular muscles and tendons
- 16 Operations on orbit and eyeball
  - Excludes: reduction of fracture of orbit (76.78-76.79)*
  - 16.0 Orbitotomy
    - 16.01 Orbitotomy with bone flap
      - Orbitotomy with lateral approach
    - 16.02 Orbitotomy with insertion of orbital implant
      - Excludes: that with bone flap (16.01)*
    - 16.09 Other orbitotomy
  - 16.1 Removal of penetrating foreign body from eye, not otherwise specified
    - Excludes: removal of nonpenetrating foreign body (98.21)*
  - 16.2 Diagnostic procedures on orbit and eyeball
    - 16.21 Ophthalmoscopy
    - 16.22 Diagnostic aspiration of orbit
    - 16.23 Biopsy of eyeball and orbit
    - 16.29 Other diagnostic procedures on orbit and eyeball
      - Excludes: examination of form and structure of eye (95.11-95.16)*
      - general and subjective eye examination (95.01-95.09)*
      - microscopic examination of specimen from eye (90.21-90.29)*
      - objective functional tests of eye (95.21-95.26)*
      - ocular thermography (88.82)*
      - tonometry (89.11)*
      - x-ray of orbit (87.14, 87.16)*
  - 16.3 Evisceration of eyeball
    - 16.31 Removal of ocular contents with synchronous implant into scleral shell
    - 16.39 Other evisceration of eyeball
  - 16.4 Enucleation of eyeball
    - 16.41 Enucleation of eyeball with synchronous implant into Tenon's capsule with attachment of muscles
      - Integrated implant of eyeball
    - 16.42 Enucleation of eyeball with other synchronous implant
    - 16.49 Other enucleation of eyeball
      - Removal of eyeball NOS
  - 16.5 Exenteration of orbital contents
    - 16.51 Exenteration of orbit with removal of adjacent structures
      - Radical orbitomaxillectomy

- 16.52 Exenteration of orbit with therapeutic removal of orbital bone
- 16.59 Other exenteration of orbit  
**Evisceration of orbit NOS**  
**Exenteration of orbit with temporalis muscle transplant**
- 16.6 Secondary procedures after removal of eyeball  
*Excludes: that with synchronous:*  
*enucleation of eyeball (16.41-16.42)*  
*evisceration of eyeball (16.31)*
- 16.61 Secondary insertion of ocular implant
- 16.62 Revision and reinsertion of ocular implant
- 16.63 Revision of enucleation socket with graft
- 16.64 Other revision of enucleation socket
- 16.65 Secondary graft to exenteration cavity
- 16.66 Other revision of exenteration cavity
- 16.69 Other secondary procedures after removal of eyeball
- 16.7 Removal of ocular or orbital implant
- 16.71 Removal of ocular implant
- 16.72 Removal of orbital implant
- 16.8 Repair of injury of eyeball and orbit
- 16.81 Repair of wound of orbit  
*Excludes: reduction of orbital fracture (76.78-76.79)*  
*repair of extraocular muscles (15.7)*
- 16.82 Repair of rupture of eyeball  
**Repair of multiple structures of eye**  
*Excludes: repair of laceration of:*  
*cornea (11.51-11.59)*  
*sclera (12.81)*
- 16.89 Other repair of injury of eyeball or orbit
- 16.9 Other operations on orbit and eyeball  
*Excludes: irrigation of eye (96.51)*  
*prescription and fitting of low vision aids (95.31-95.33)*  
*removal of:*  
*eye prosthesis NEC (97.31)*  
*nonpenetrating foreign body from eye without incision (98.21)*
- 16.91 Retrobulbar injection of therapeutic agent  
*Excludes: injection of radiographic contrast material (87.14)*  
*opticociliary injection (12.79)*
- 16.92 Excision of lesion of orbit  
*Excludes: biopsy of orbit (16.23)*
- 16.93 Excision of lesion of eye, unspecified structure  
*Excludes: biopsy of eye NOS (16.23)*
- 16.98 Other operations on orbit
- 16.99 Other operations on eyeball

3A OTHER MISCELLANEOUS DIAGNOSTIC AND THERAPEUTIC PROCEDURES

17 Other miscellaneous procedures

17.1 Laparoscopic unilateral repair of inguinal hernia

**Excludes:** *other and open unilateral repair of hernia (53.00 – 53.05)*

17.11 Laparoscopic repair of direct inguinal hernia with graft or prosthesis

**Laparoscopic repair of direct and indirect inguinal hernia with graft or prosthesis**

17.12 Laparoscopic repair of indirect inguinal hernia with graft or prosthesis

17.13 Laparoscopic repair of inguinal hernia with graft or prosthesis, not otherwise specified

17.2 Laparoscopic bilateral repair of inguinal hernia

**Excludes:** *other and open bilateral repair of hernia (53.10 – 53.17)*

17.21 Laparoscopic bilateral repair of direct inguinal hernia with graft or prosthesis

17.22 Laparoscopic bilateral repair of indirect inguinal hernia with graft or prosthesis

17.23 Laparoscopic bilateral repair of inguinal hernia, one direct and one indirect, with graft or prosthesis

17.24 Laparoscopic bilateral repair of inguinal hernia with graft or prosthesis, not otherwise specified

17.3 Laparoscopic partial excision of large intestine

**Excludes:** *other and open partial excision of large intestine (45.71- 45.79)*

17.31 Laparoscopic multiple segmental resection of large intestine

17.32 Laparoscopic cecectomy

17.33 Laparoscopic right hemicolectomy

17.34 Laparoscopic resection of transverse colon

17.35 Laparoscopic left hemicolectomy

17.36 Laparoscopic sigmoidectomy







17.39 Other laparoscopic partial excision of large intestine

17.4 Robotic assisted procedures

- Computer assisted robotic surgery
- Computer- enhanced robotic surgery
- Robotic procedure with computer assistance
- Surgeon- controlled robotic surgery
- Code first primary procedure


**Excludes:** *computer assisted surgery (00.31-00.35, 00.39)*

Note: This category includes use of a computer console with (3- D) imaging, software, camera(s), visualization and instrumentation combined with the use of robotic arms, device(s), or system(s) at the time of the procedure.

- 17.41 Open robotic assisted procedure   
     **Robotic assistance in open procedure**
- 17.42 Laparoscopic robotic assisted procedure   
     **Robotic assistance in laparoscopic procedure**
- 17.43 Percutaneous robotic assisted procedure   
     **Robotic assistance in percutaneous procedure**
- 17.44 Endoscopic robotic assisted procedure   
     **Robotic assistance in endoscopic procedure**
- 17.45 Thoracoscopic robotic assisted procedure   
     **Robotic assistance in thoracoscopic procedure**
- 17.49 Other and unspecified robotic assisted procedure   
     **Robotic assistance in other and unspecified procedure**

**Excludes:** *endoscopic robotic assisted procedure* ([17.44](#))  
*laparoscopic robotic assisted procedure* ([17.42](#))  
*open robotic assisted procedure* ([17.41](#))  
*percutaneous robotic assisted procedure* ([17.43](#))  
*thoracoscopic robotic assisted procedure* ([17.45](#))

17.5 Additional cardiovascular procedures

- 17.51 Implantation of rechargeable cardiac contractility modulation [CCM], total system 

**Note:** Device testing during procedure --omit code

Implantation of CCM system includes formation of pocket, transvenous leads, including placement of leads, placement of catheter into left ventricle, intraoperative procedures for evaluation of lead signals, obtaining sensing threshold measurements, obtaining defibrillator threshold measurements.

Includes implantation of device with removal of existing device


Code also any concomitant:

coronary bypass ([36.10 – 36.19](#))

extracorporeal circulation ([39.61](#))

insertion or replacement of automatic cardioverter/defibrillator, total system [AICD] ([37.94](#))

**Excludes:** *implantation of CCM pulse generator only* ([17.52](#))

- 17.52 Implantation or replacement of cardiac contractility modulation [CCM] rechargeable pulse generator only 






**Note:** Device testing during procedure --omit code

Implantation of CCM device with removal of any existing CCM device

Code also any concomitant:

revision of device pocket ([37.79](#))

revision of lead [electrode] ([37.75](#))

- 17.6 Laser interstitial thermal therapy [LITT] under guidance  
**Focused laser interstitial thermal therapy [f- LITT] under MRI guidance**  
**MRI- guided LITT**
- 17.61** Laser interstitial thermal therapy [LITT] of lesion or tissue of brain under guidance   
**Focused laser interstitial thermal therapy [f- LITT] under MRI guidance**  
**MRI- guided LITT of lesion or tissue of brain**  
*Excludes: laser interstitial thermal therapy [LITT] of lesion of tissue of head under guidance (17.62)*
- 17.62** Laser interstitial thermal therapy [LITT] of lesion or tissue of head and neck under guidance   
**Focused laser interstitial thermal therapy [f- LITT] under MRI guidance**  
**MRI- guided LITT of lesion or tissue of head and neck**  
*Excludes: laser interstitial thermal therapy [LITT] of lesion or tissue of brain under guidance (17.61)*
- 17.63** Laser interstitial thermal therapy [LITT] of lesion or tissue of liver under guidance   
**Focused laser interstitial thermal therapy [f- LITT] under MRI guidance**  
**MRI- guided LITT of lesion or tissue of liver**
- 17.69** Laser interstitial thermal therapy [LITT] of lesion or tissue of other and unspecified site under guidance   
**Focused laser interstitial thermal therapy [f- LITT] under MRI guidance**  
**MRI- guided LITT of lesion or tissue of breast**  
**MRI- guided LITT of lesion or tissue of lung**  
**MRI- guided LITT of lesion or tissue of prostate**  
*Excludes: laser interstitial thermal therapy [LITT] of lesion or tissue of brain under guidance (17.61)*  
*laser interstitial thermal therapy [LITT] of lesion or tissue of head and neck under guidance (17.62)*  
*laser interstitial thermal therapy [LITT] of lesion or tissue of liver under guidance (17.63)*
- 17.7 Other diagnostic and therapeutic procedures
- 17.70 Intravenous infusion of clofarabine   
*Excludes: injection or infusion of cancer chemotherapeutic substance (99.25)*



4. OPERATIONS ON THE EAR (18-20)

18 Operations on external ear

**Includes: operations on:**  
 external auditory canal  
 skin and cartilage of:  
 auricle  
 meatus

18.0 Incision of external ear

**Excludes:** *removal of intraluminal foreign body* ([98.11](#))

18.01 Piercing of ear lobe  
**Piercing of pinna**

18.02 Incision of external auditory canal

18.09 Other incision of external ear

18.1 Diagnostic procedures on external ear

18.11 Otoscopy

18.12 Biopsy of external ear

18.19 Other diagnostic procedures on external ear

**Excludes:** *microscopic examination of specimen from ear* ([90.31-90.39](#))

18.2 Excision or destruction of lesion of external ear

**18.21** Excision of preauricular sinus  
**Radical excision of preauricular sinus or cyst**

**Excludes:** *excision of preauricular remnant [appendage]* ([18.29](#))

18.29 Excision or destruction of other lesion of external ear

**Cauterization of external ear**

**Coagulation of external ear**

**Cryosurgery of external ear**

**Curettage of external ear**

**Electrocoagulation of external ear**

**Enucleation of external ear**

**Excision of:**

exostosis of external auditory canal

preauricular remnant [appendage]

**Partial excision of ear**

**Excludes:** *biopsy of external ear* ([18.12](#))  
*radical excision of lesion* ([18.31](#))  
*removal of cerumen* ([96.52](#))

18.3 Other excision of external ear

**Excludes:** *biopsy of external ear* ([18.12](#))

**18.31** Radical excision of lesion of external ear

**Excludes:** *radical excision of preauricular sinus* ([18.21](#))

**18.39** Other

**Amputation of external ear**

**Excludes:** *excision of lesion* ([18.21-18.29, 18.31](#))

- 18.4 Suture of laceration of external ear
- 18.5 Surgical correction of prominent ear  
 Ear:  
     pinning  
     setback
- 18.6 Reconstruction of external auditory canal  
     Canaloplasty of external auditory meatus  
     Construction [reconstruction] of external meatus of ear:  
         osseous portion  
         skin- lined portion (with skin graft)
- 18.7 Other plastic repair of external ear
- 18.71 Construction of auricle of ear  
     Prosthetic appliance for absent ear  
     Reconstruction:  
         auricle  
         ear
- 18.72 Reattachment of amputated ear
- 18.79 Other plastic repair of external ear  
     Otoplasty NOS  
     Postauricular skin graft  
     Repair of lop ear
- 18.9 Other operations on external ear  
     *Excludes: irrigation of ear (96.52)*  
             *packing of external auditory canal (96.11)*  
             *removal of:*  
                 *cerumen (96.52)*  
                 *foreign body (without incision) (98.11)*
- 19 Reconstructive operations on middle ear
- 19.0 Stapes mobilization  
     Division, otosclerotic:  
         material  
         process  
     Remobilization of stapes  
     Stapediolysis  
     Transcral stapes mobilization  
     *Excludes: that with synchronous stapedectomy (19.11-19.19)*
- 19.1 Stapedectomy  
     *Excludes: revision of previous stapedectomy (19.21-19.29)*  
             *stapes mobilization only (19.0)*
- 19.11 Stapedectomy with incus replacement  
     Stapedectomy with incus:  
         homograft  
         prosthesis
- 19.19 Other stapedectomy

19.2 Revision of stapedectomy

19.21 Revision of stapedectomy with incus replacement

19.29 Other revision of stapedectomy

19.3 Other operations on ossicular chain

**Incudectomy NOS**

**Ossiculectomy NOS**

**Reconstruction of ossicles, second stage**

19.4 Myringoplasty

**Epitympanic, type I**

**Myringoplasty by:**

**cauterization**

**graft**

**Tympanoplasty (type I)**

19.5 Other tympanoplasty

19.52 Type II tympanoplasty

**Closure of perforation with graft against incus or malleus**

19.53 Type III tympanoplasty

**Graft placed in contact with mobile and intact stapes**

19.54 Type IV tympanoplasty

**Mobile footplate left exposed with air pocket between round window and graft**

19.55 Type V tympanoplasty

**Fenestra in horizontal semicircular canal covered by graft**

19.6 Revision of tympanoplasty

19.9 Other repair of middle ear

**Closure of mastoid fistula**

**Mastoid myoplasty**

**Obliteration of tympanomastoid cavity**

20 Other operations on middle and inner ear

20.0 Myringotomy

20.01 Myringotomy with insertion of tube

**Myringostomy**

20.09 Other myringotomy

**Aspiration of middle ear NOS**

20.1 Removal of tympanostomy tube

20.2 Incision of mastoid and middle ear

20.21 Incision of mastoid

20.22 Incision of petrous pyramid air cells

20.23 Incision of middle ear

**Atticotomy**

**Division of tympanum**

**Lysis of adhesions of middle ear**



OPERATIONS ON THE EAR (18-20)

**Excludes:** division of otosclerotic process ([19.0](#))  
stapediolysis ([19.0](#))  
that with stapedectomy ([19.11-19.19](#))

20.3 Diagnostic procedures on middle and inner ear

20.31 Electrocochleography

[20.32](#) Biopsy of middle and inner ear

[20.39](#) Other diagnostic procedures on middle and inner ear

**Excludes:** auditory and vestibular function tests ([89.13](#), [95.41-95.49](#))  
microscopic examination of specimen from ear  
([90.31-90.39](#))

20.4 Mastoidectomy

Code also any:

skin graft ([18.79](#))

tympanoplasty ([19.4-19.55](#))

**Excludes:** that with implantation of cochlear prosthetic device ([20.96-20.98](#))

[20.41](#) Simple mastoidectomy

[20.42](#) Radical mastoidectomy

[20.49](#) Other mastoidectomy

Atticoantrostomy

Mastoidectomy:

NOS

modified radical

20.5 Other excision of middle ear

**Excludes:** that with synchronous mastoidectomy ([20.41-20.49](#))

[20.51](#) Excision of lesion of middle ear

**Excludes:** biopsy of middle ear ([20.32](#))

[20.59](#) Other

Apicectomy of petrous pyramid

Tympanectomy

20.6 Fenestration of inner ear

[20.61](#) Fenestration of inner ear (initial)

Fenestration of:

labyrinth with graft (skin) (vein)

semicircular canals with graft (skin) (vein)

vestibule with graft (skin) (vein)

**Excludes:** that with tympanoplasty, type V ([19.55](#))

[20.62](#) Revision of fenestration of inner ear

20.7 Incision, excision, and destruction of inner ear

[20.71](#) Endolymphatic shunt

[20.72](#) Injection into inner ear

Destruction by injection (alcohol):

inner ear

semicircular canals

vestibule



- 20.79 Other incision, excision, and destruction of inner ear
  - Decompression of labyrinth
  - Drainage of inner ear
  - Fistulization:
    - endolymphatic sac
    - labyrinth
  - Incision of endolymphatic sac
  - Labyrinthectomy (transtympanic)
  - Opening of bony labyrinth
  - Perilymphatic tap

*Excludes: biopsy of inner ear (20.32)*

- 20.8 Operations on Eustachian tube
  - Catheterization of Eustachian tube
  - Inflation of Eustachian tube
  - Injection (Teflon paste) of Eustachian tube
  - Insufflation (boric acid- salicylic acid) Intubation of Eustachian tube
  - Politzerization of Eustachian tube

- 20.9 Other operations on inner and middle ear

- 20.91 Tympanosympathectomy

- 20.92 Revision of mastoidectomy

- 20.93 Repair of oval and round windows

Closure of fistula:

- oval window
- perilymph
- round window

- 20.94 Injection of tympanum

- 20.95 Implantation of electromagnetic hearing device
- Bone conduction hearing device

*Excludes: cochlear prosthetic device (20.96-20.98)*

- 20.96 Implantation or replacement of cochlear prosthetic device, not otherwise specified

Implantation of receiver (within skull) and insertion of electrode(s) in the cochlea

Includes: mastoidectomy

*Excludes: electromagnetic hearing device (20.95)*

- 20.97 Implantation or replacement of cochlear prosthetic device, single channel

Implantation of receiver (within skull) and insertion of electrode in the cochlea

Includes: mastoidectomy

*Excludes: electromagnetic hearing device (20.95)*

- 20.98 Implantation or replacement of cochlear prosthetic device, multiple channel


Implantation of receiver (within skull) and insertion of electrodes in the cochlea

Includes: mastoidectomy

*Excludes: electromagnetic hearing device (20.95)*



OPERATIONS ON THE EAR (18-20)

- 20.99 Other operations on middle and inner ear   
Repair or removal of cochlear prosthetic device (receiver) (electrode)  
Attachment of percutaneous abutment (screw) for prosthetic device  
*Excludes: adjustment (external components) of cochlear prosthetic device [\(95.49\)](#)  
fitting of hearing aid [\(95.48\)](#)*

5. OPERATIONS ON THE NOSE, MOUTH, AND PHARYNX (21 - 29)

21 Operations on nose

**Includes: operations on:**  
**bone of nose**  
**skin of nose**

21.0 Control of epistaxis

21.00 Control of epistaxis, not otherwise specified

21.01 Control of epistaxis by anterior nasal packing

21.02 Control of epistaxis by posterior (and anterior) packing

21.03 Control of epistaxis by cauterization (and packing)

21.04 Control of epistaxis by ligation of ethmoidal arteries

21.05 Control of epistaxis by (transantral) ligation of the maxillary artery

21.06 Control of epistaxis by ligation of the external carotid artery

21.07 Control of epistaxis by excision of nasal mucosa and skin grafting of septum and lateral nasal wall

21.09 Control of epistaxis by other means

21.1 Incision of nose

**Chondrotomy**  
**Incision of skin of nose**  
**Nasal septotomy**

21.2 Diagnostic procedures on nose

21.21 Rhinoscopy

21.22 Biopsy of nose

21.29 Other diagnostic procedures on nose

**Excludes:** *microscopic examination of specimen from nose* ([90.31-90.39](#))  
*nasal:*  
*function study* ([89.12](#))  
*x-ray* ([87.16](#))  
*rhinomanometry* ([89.12](#))

21.3 Local excision or destruction of lesion of nose

**Excludes:** *biopsy of nose* ([21.22](#))  
*nasal fistulectomy* ([21.82](#))

21.30 Excision or destruction of lesion of nose, not otherwise specified

21.31 Local excision or destruction of intranasal lesion  
**Nasal polypectomy**

21.32 Local excision or destruction of other lesion of nose

21.4 Resection of nose  
**Amputation of nose**

21.5 Submucous resection of nasal septum

21.6 Turbinectomy

60



OR procedure



Non OR procedure but affects ThaiDRG

OPERATIONS ON THE NOSE, MOUTH, AND PHARYNX (21-29)

21.61 Turbinectomy by diathermy or cryosurgery

21.62 Fracture of the turbinates

21.69 Other turbinectomy

*Excludes: turbinectomy associated with sinusectomy  
(22.31-22.39, 22.42, 22.60-22.64)*

21.7 Reduction of nasal fracture

21.71 Closed reduction of nasal fracture

21.72 Open reduction of nasal fracture

21.8 Repair and plastic operations on the nose

21.81 Suture of laceration of nose

21.82 Closure of nasal fistula  
Nasolabial fistulectomy  
Nasopharyngeal fistulectomy  
Oronasal fistulectomy

21.83 Total nasal reconstruction  
Reconstruction of nose with:  
arm flap  
forehead flap

21.84 Revision rhinoplasty  
Rhinoseptoplasty  
Twisted nose rhinoplasty

21.85 Augmentation rhinoplasty  
Augmentation rhinoplasty with:  
graft  
synthetic implant

21.86 Limited rhinoplasty  
Plastic repair of nasolabial flaps  
Tip rhinoplasty

21.87 Other rhinoplasty  
Rhinoplasty NOS

21.88 Other septoplasty  
Crushing of nasal septum  
Repair of septal perforation

*Excludes: septoplasty associated with submucous resection of septum  
(21.5)*

21.89 Other repair and plastic operations on nose  
Reattachment of amputated nose

21.9 Other operations on nose

21.91 Lysis of adhesions of nose  
Posterior nasal scrub



- 21.99 Other
  - Excludes:* dilation of frontonasal duct [\(96.21\)](#)
  - irrigation of nasal passages [\(96.53\)](#)
  - removal of:
    - intraluminal foreign body without incision [\(98.12\)](#)
    - nasal packing [\(97.32\)](#)
    - replacement of nasal packing [\(97.21\)](#)

22 Operations on nasal sinuses

22.0 Aspiration and lavage of nasal sinus

- 22.00 Aspiration and lavage of nasal sinus, not otherwise specified
- 22.01 Puncture of nasal sinus for aspiration or lavage
- 22.02 Aspiration or lavage of nasal sinus through natural ostium

22.1 Diagnostic procedures on nasal sinus

- 22.11 Closed [endoscopic] [needle] biopsy of nasal sinus
- 22.12 Open biopsy of nasal sinus
- 22.19 Other diagnostic procedures on nasal sinuses
  - Endoscopy without biopsy**
  - Excludes:* transillumination of sinus [\(89.35\)](#)
  - x-ray of sinus [\(87.15-87.16\)](#)

22.2 Intranasal antrotomy

- Excludes:* antrotomy with external approach [\(22.31-22.39\)](#)

22.3 External maxillary antrotomy

- 22.31 Radical maxillary antrotomy
  - Removal of lining membrane of maxillary sinus using Caldwell- Luc approach**
- 22.39 Other external maxillary antrotomy
  - Exploration of maxillary antrum with Caldwell- Luc approach**

22.4 Frontal sinusotomy and sinusectomy

- 22.41 Frontal sinusotomy
- 22.42 Frontal sinusectomy
  - Excision of lesion of frontal sinus**
  - Obliteration of frontal sinus (with fat)**
  - Excludes:* biopsy of nasal sinus [\(22.11-22.12\)](#)

22.5 Other nasal sinusotomy

- 22.50 Sinusotomy, not otherwise specified
- 22.51 Ethmoidotomy
- 22.52 Sphenoidotomy
- 22.53 Incision of multiple nasal sinuses

22.6 Other nasal sinusectomy

**Includes:** that with incidental turbinectomy

**Excludes:** *biopsy of nasal sinus* ([22.11-22.12](#))

[22.60](#) Sinusectomy, not otherwise specified

[22.61](#) Excision of lesion of maxillary sinus with Caldwell-Luc approach

[22.62](#) Excision of lesion of maxillary sinus with other approach

[22.63](#) Ethmoidectomy

[22.64](#) Sphenoidectomy

22.7 Repair of nasal sinus

[22.71](#) Closure of nasal sinus fistula

**Repair of oro- antral fistula**

[22.79](#) Other repair of nasal sinus

**Reconstruction of frontonasal duct**

**Repair of bone of accessory sinus**

[22.9](#) Other operations on nasal sinuses

**Exteriorization of maxillary sinus**

**Fistulization of sinus**

**Excludes:** *dilation of frontonasal duct* ([96.21](#))

23 Removal and restoration of teeth

23.0 Forceps extraction of tooth

[23.01](#) Extraction of deciduous tooth

[23.09](#) Extraction of other tooth

**Extraction of tooth NOS**

23.1 Surgical removal of tooth

[23.11](#) Removal of residual root

[23.19](#) Other surgical extraction of tooth

**Odontectomy NOS**

**Removal of impacted tooth**

**Tooth extraction with elevation of mucoperiosteal flap**

[23.2](#) Restoration of tooth by filling

[23.3](#) Restoration of tooth by inlay

23.4 Other dental restoration

[23.41](#) Application of crown

[23.42](#) Insertion of fixed bridge

[23.43](#) Insertion of removable bridge

[23.49](#) Other

[23.5](#) Implantation of tooth

[23.6](#) Prosthetic dental implant



New code



Revised code



4<sup>th</sup> digit required

**Endosseous dental implant**

23.7 Apicoectomy and root canal therapy

23.70 Root canal, not otherwise specified

23.71 Root canal therapy with irrigation

23.72 Root canal therapy with apicoectomy

23.73 Apicoectomy

24 Other operations on teeth, gums, and alveoli

24.0 Incision of gum or alveolar bone

**Apical alveolotomy**

24.1 Diagnostic procedures on teeth, gums, and alveoli

24.11 Biopsy of gum

24.12 Biopsy of alveolus

24.19 Other diagnostic procedures on teeth, gums, and alveoli

*Excludes: dental:*

*examination (89.31)*

*x-ray:*

*full-mouth (87.11)*

*other (87.12)*

*microscopic examination of dental specimen (90.81-90.89)*

24.2 Gingivoplasty

**Gingivoplasty with bone or soft tissue graft**

24.3 Other operations on gum

24.31 Excision of lesion or tissue of gum

*Excludes: biopsy of gum (24.11)*

*excision of odontogenic lesion (24.4)*

24.32 Suture of laceration of gum

24.39 Other

24.4 Excision of dental lesion of jaw

**Excision of odontogenic lesion**

24.5 Alveoloplasty

**Alveolectomy (interradicular) (intraseptal) (radical) (simple) (with graft or implant)**

*Excludes: biopsy of alveolus (24.12)*

*en bloc resection of alveolar process and palate (27.32)*

24.6 Exposure of tooth



- 24.7** Application of orthodontic appliance  
 Application, insertion, or fitting of:  
     arch bars  
     orthodontic obturator  
     orthodontic wiring  
     periodontal splint  
*Excludes: nonorthodontic dental wiring (93.55)*
- 24.8 Other orthodontic operation  
     Closure of diastema (alveolar) (dental)  
     Occlusal adjustment  
     Removal of arch bars  
     Repair of dental arch  
*Excludes: removal of nonorthodontic wiring (97.33)*
- 24.9 Other dental operations  
     24.91 Extension or deepening of buccolabial or lingual sulcus  
     24.99 Other  
*Excludes: dental:*  
         *debridement (96.54)*  
         *examination (89.31)*  
         *prophylaxis (96.54)*  
         *scaling and polishing (96.54)*  
         *wiring (93.55)*  
         *fitting of dental appliance [denture] (99.97)*  
         *microscopic examination of dental specimen (90.81-90.89)*  
         *removal of dental:*  
             *packing (97.34)*  
             *prosthesis (97.35)*  
             *wiring (97.33)*  
         *replacement of dental packing (97.22)*
- 25 Operations on tongue
- 25.0 Diagnostic procedures on tongue  
     **25.01** Closed [needle] biopsy of tongue  
     **25.02** Open biopsy of tongue  
         Wedge biopsy  
     25.09 Other diagnostic procedures on tongue
- 25.1** Excision or destruction of lesion or tissue of tongue  
*Excludes: biopsy of tongue (25.01-25.02)*  
     *frenulectomy:*  
         *labial (27.41)*  
         *lingual (25.92)*
- 25.2** Partial glossectomy
- 25.3** Complete glossectomy  
     Glossectomy NOS  
     Code also any neck dissection (40.40-40.42)

- 25.4** Radical glossectomy  
**Code also any:**  
 neck dissection ([40.40-40.42](#))  
 tracheostomy ([31.1-31.29](#))
- 25.5 Repair of tongue and glossoplasty  
 25.51 Suture of laceration of tongue  
**25.59** Other repair and plastic operations on tongue  
     **Fascial sling of tongue**  
     **Fusion of tongue (to lip)**  
     **Graft of mucosa or skin to tongue**  
     *Excludes: lysis of adhesions of tongue ([25.93](#))*
- 25.9 Other operations on tongue  
 25.91 Lingual frenotomy  
     *Excludes: labial frenotomy ([27.91](#))*  
 25.92 Lingual frenectomy  
     *Excludes: labial frenectomy ([27.41](#))*  
 25.93 Lysis of adhesions of tongue  
**25.94** Other glossotomy  
**25.99** Other
- 26 Operations on salivary glands and ducts  
**Includes: operations on:**  
     lesser salivary gland and duct  
     parotid gland and duct  
     sublingual gland and duct  
     submaxillary gland and duct  
**Code also any neck dissection ([40.40-40.42](#))**
- 26.0 Incision of salivary gland or duct
- 26.1 Diagnostic procedures on salivary glands and ducts  
**26.11** Closed [needle] biopsy of salivary gland or duct  
**26.12** Open biopsy of salivary gland or duct  
 26.19 Other diagnostic procedures on salivary glands and ducts  
     *Excludes: x-ray of salivary gland ([87.09](#))*
- 26.2 Excision of lesion of salivary gland  
**26.21** Marsupialization of salivary gland cyst  
**26.29** Other excision of salivary gland lesion  
     *Excludes: biopsy of salivary gland ([26.11-26.12](#))*  
     *salivary fistulectomy ([26.42](#))*

26.3 Sialoadenectomy

26.30 Sialoadenectomy, not otherwise specified

26.31 Partial sialoadenectomy

26.32 Complete sialoadenectomy  
En bloc excision of salivary gland lesion  
Radical sialoadenectomy

26.4 Repair of salivary gland or duct

26.41 Suture of laceration of salivary gland

26.42 Closure of salivary fistula

26.49 Other repair and plastic operations on salivary gland or duct  
Fistulization of salivary gland  
Plastic repair of salivary gland or duct NOS  
Transplantation of salivary duct opening

26.9 Other operations on salivary gland or duct

26.91 Probing of salivary duct

26.99 Other

27 Other operations on mouth and face

Includes: operations on:

lips

palate

soft tissue of face and mouth, except tongue and gingiva

Excludes: operations on:

gingiva ([24.0-24.99](#))

tongue ([25.01-25.99](#))

27.0 Drainage of face and floor of mouth

Drainage of:

facial region (abscess)

fascial compartment of face

Ludwig's angina

Excludes: drainage of thyroglossal tract ([06.09](#))

27.1 Incision of palate

27.2 Diagnostic procedures on oral cavity

27.21 Biopsy of bony palate

27.22 Biopsy of uvula and soft palate

27.23 Biopsy of lip

27.24 Biopsy of mouth, unspecified structure

27.29 Other diagnostic procedures on oral cavity

Excludes: soft tissue x-ray ([87.09](#))



27.3 Excision of lesion or tissue of bony palate

- 27.31** Local excision or destruction of lesion or tissue of bony palate  
**Local excision or destruction of palate by:**  
 cautery  
 chemotherapy  
 cryotherapy

*Excludes: biopsy of bony palate (27.21)*

- 27.32** Wide excision or destruction of lesion or tissue of bony palate  
**En bloc resection of alveolar process and palate**

27.4 Excision of other parts of mouth

- 27.41 Labial frenectomy

*Excludes: division of labial frenum (27.91)*

- 27.42** Wide excision of lesion of lip

- 27.43** Other excision of lesion or tissue of lip

- 27.49** Other excision of mouth

*Excludes: biopsy of mouth NOS (27.24)*

*excision of lesion of:*  
*palate (27.31-27.32)*

*tongue (25.1)*

*uvula (27.72)*

*fistulectomy of mouth (27.53)*

*frenectomy of:*

*lip (27.41)*

*tongue (25.92)*

27.5 Plastic repair of lip and mouth <sup>®</sup>

*Excludes: palatoplasty (27.61-27.69)*

- 27.51 Suture of laceration of lip

- 27.52 Suture of laceration of other part of mouth

- 27.53** Closure of fistula of mouth

*Excludes: fistulectomy:*  
*nasolabial (21.82)*  
*oro-antral (22.71)*  
*oronasal (21.82)*

- 27.54** Repair of cleft lip

- 27.55** Full-thickness skin graft to lip and mouth

- 27.56** Other skin graft to lip and mouth

- 27.57** Attachment of pedicle or flap graft to lip and mouth

- 27.59** Other plastic repair of mouth

27.6 Palatoplasty

- 27.61** Suture of laceration of palate

- 27.62** Correction of cleft palate  
**Correction of cleft palate by push-back operation**

*Excludes: revision of cleft palate repair (27.63)*

OPERATIONS ON THE NOSE, MOUTH, AND PHARYNX (21-29)

27.63 Revision of cleft palate repair

Secondary:  
attachment of pharyngeal flap  
lengthening of palate

27.64 Insertion of palatal implant

27.69 Other plastic repair of palate

Code also any insertion of palatal implant (27.64)

*Excludes: fistulectomy of mouth (27.53)*

27.7 Operations on uvula

27.71 Incision of uvula

27.72 Excision of uvula

*Excludes: biopsy of uvula (27.22)*

27.73 Repair of uvula

*Excludes: that with synchronous cleft palate repair (27.62)  
uranostaphylorrhaphy (27.62)*

27.79 Other operations on uvula

27.9 Other operations on mouth and face

27.91 Labial frenotomy

Division of labial frenum

*Excludes: lingual frenotomy (25.91)*

27.92 Incision of mouth, unspecified structure

*Excludes: incision of:  
gum (24.0)  
palate (27.1)  
salivary gland or duct (26.0)  
tongue (25.94)  
uvula (27.71)*

27.99 Other operations on oral cavity

Graft of buccal sulcus

*Excludes: removal of:  
intraluminal foreign body (98.01)  
penetrating foreign body from mouth without incision  
(98.22)*



28 Operations on tonsils and adenoids

28.0 Incision and drainage of tonsil and peritonsillar structures

**Drainage (oral) (transcervical) of:**  
 parapharyngeal abscess  
 peritonsillar abscess  
 retropharyngeal abscess  
 tonsillar abscess

28.1 Diagnostic procedures on tonsils and adenoids

28.11 Biopsy of tonsils and adenoids

28.19 Other diagnostic procedures on tonsils and adenoids

*Excludes: soft tissue x-ray (87.09)*

28.2 Tonsillectomy without adenoidectomy

28.3 Tonsillectomy with adenoidectomy

28.4 Excision of tonsil tag

28.5 Excision of lingual tonsil

28.6 Adenoidectomy without tonsillectomy

**Excision of adenoid tag**

28.7 Control of hemorrhage after tonsillectomy and adenoidectomy

28.9 Other operations on tonsils and adenoids

28.91 Removal of foreign body from tonsil and adenoid by incision

*Excludes: that without incision (98.13)*

28.92 Excision of lesion of tonsil and adenoid

*Excludes: biopsy of tonsil and adenoid (28.11)*

28.99 Other

29 Operations on pharynx

**Includes: operations on:**

hypopharynx  
 nasopharynx  
 oropharynx  
 pharyngeal pouch  
 pyriform sinus

29.0 Pharyngotomy

**Drainage of pharyngeal bursa**

*Excludes: incision and drainage of retropharyngeal abscess (28.0)  
 removal of foreign body (without incision) (98.13)*

29.1 Diagnostic procedures on pharynx

29.11 Pharyngoscopy

29.12 Pharyngeal biopsy

**Biopsy of supraglottic mass**

OPERATIONS ON THE NOSE, MOUTH, AND PHARYNX (21-29)

29.19 Other diagnostic procedures on pharynx

**Excludes:** *x-ray of nasopharynx:*  
*contrast (87.06)*  
*other (87.09)*

29.2 Excision of branchial cleft cyst or vestige

**Excludes:** *branchial cleft fistulectomy (29.52)*

29.3 Excision or destruction of lesion or tissue of pharynx

29.31 Cricopharyngeal myotomy

**Excludes:** *that with pharyngeal diverticulectomy (29.32)*

29.32 Pharyngeal diverticulectomy

29.33 Pharyngectomy (partial)

**Excludes:** *laryngopharyngectomy (30.3)*

29.39 Other excision or destruction of lesion or tissue of pharynx

29.4 Plastic operation on pharynx

Correction of nasopharyngeal atresia

**Excludes:** *pharyngoplasty associated with cleft palate repair (27.62-27.63)*

29.5 Other repair of pharynx

29.51 Suture of laceration of pharynx

29.52 Closure of branchial cleft fistula

29.53 Closure of other fistula of pharynx  
Pharyngoesophageal fistulectomy

29.54 Lysis of pharyngeal adhesions

29.59 Other

29.9 Other operations on pharynx

29.91 Dilation of pharynx

Dilation of nasopharynx

29.92 Division of glossopharyngeal nerve

29.99 Other

**Excludes:** *insertion of radium into pharynx and nasopharynx (92.27)*  
*removal of intraluminal foreign body (98.13)*



6. OPERATIONS ON THE RESPIRATORY SYSTEM (30-34)

30 Excision of larynx

30.0 Excision or destruction of lesion or tissue of larynx

**30.01** Marsupialization of laryngeal cyst

**30.09** Other excision or destruction of lesion or tissue of larynx  
Stripping of vocal cords

*Excludes: biopsy of larynx (31.43)  
laryngeal fistulectomy (31.62)  
laryngotracheal fistulectomy (31.62)*

**30.1** Hemilaryngectomy

30.2 Other partial laryngectomy

**30.21** Epiglottidectomy

**30.22** Vocal cordectomy  
Excision of vocal cords

**30.29** Other partial laryngectomy  
Excision of laryngeal cartilage

**30.3** Complete laryngectomy

Block dissection of larynx (with thyroidectomy) (with synchronous tracheostomy)  
Laryngopharyngectomy

*Excludes: that with radical neck dissection (30.4)*

**30.4** Radical laryngectomy

Complete [total] laryngectomy with radical neck dissection (with thyroidectomy) (with synchronous tracheostomy)

31 Other operations on larynx and trachea

31.0 Injection of larynx

Injection of inert material into larynx or vocal cords

**31.1** Temporary tracheostomy <sup>®</sup>

Tracheotomy for assistance in breathing  
Temporary percutaneous dilatational tracheostomy [PDT]

Code also any synchronous bronchoscopy, if performed ([33.21-33.24](#), [33.27](#))

31.2 Permanent tracheostomy

**31.21** Mediastinal tracheostomy

**31.29** Other permanent tracheostomy <sup>®</sup>  
Permanent percutaneous dilatational tracheostomy [PDT]

Code also any synchronous bronchoscopy, if performed ([33.21-33.24](#), [33.27](#))

*Excludes: that with laryngectomy (30.3-30.4)*



- 31.3** Other incision of larynx or trachea  
*Excludes: that for assistance in breathing (31.1-31.29)*
- 31.4 Diagnostic procedures on larynx and trachea
- 31.41** Tracheoscopy through artificial stoma  
*Excludes: that with biopsy (31.43-31.44)*
- 31.42** Laryngoscopy and other tracheoscopy  
*Excludes: that with biopsy (31.43-31.44)*
- 31.43** Closed [endoscopic] biopsy of larynx
- 31.44** Closed [endoscopic] biopsy of trachea
- 31.45** Open biopsy of larynx or trachea
- 31.48 Other diagnostic procedures on larynx  
*Excludes: contrast laryngogram (87.07)  
 microscopic examination of specimen from larynx  
 (90.31-90.39)  
 soft tissue x-ray of larynx NEC (87.09)*
- 31.49 Other diagnostic procedures on trachea  
*Excludes: microscopic examination of specimen from trachea  
 (90.41-90.49)  
 x-ray of trachea (87.49)*
- 31.5** Local excision or destruction of lesion or tissue of trachea  
*Excludes: biopsy of trachea (31.44-31.45)  
 laryngotracheal fistulectomy (31.62)  
 tracheoesophageal fistulectomy (31.73)*
- 31.6 Repair of larynx
- 31.61** Suture of laceration of larynx
- 31.62** Closure of fistula of larynx  
 Laryngotracheal fistulectomy  
 Take-down of laryngostomy
- 31.63** Revision of laryngostomy
- 31.64** Repair of laryngeal fracture
- 31.69** Other repair of larynx  
 Arytenoidopexy  
 Graft of larynx  
 Transposition of vocal cords  
*Excludes: construction of artificial larynx (31.75)*
- 31.7 Repair and plastic operations on trachea
- 31.71** Suture of laceration of trachea
- 31.72** Closure of external fistula of trachea  
 Closure of tracheotomy
- 31.73** Closure of other fistula of trachea  
 Tracheoesophageal fistulectomy  
*Excludes: laryngotracheal fistulectomy (31.62)*

- 31.74 Revision of tracheostomy
- 31.75 Reconstruction of trachea and construction of artificial larynx  
Tracheoplasty with artificial larynx
- 31.79 Other repair and plastic operations on trachea

31.9 Other operations on larynx and trachea

- 31.91 Division of laryngeal nerve
- 31.92 Lysis of adhesions of trachea or larynx
- 31.93 Replacement of laryngeal or tracheal stent
- 31.94 Injection of locally-acting therapeutic substance into trachea
- 31.95 Tracheoesophageal fistulization
- 31.98 Other operations on larynx
  - Dilation of larynx
  - Division of congenital web of larynx
  - Removal of keel or stent of larynx

*Excludes: removal of intraluminal foreign body from larynx without incision (98.14)*

- 31.99 Other operations on trachea

*Excludes: removal of:  
intraluminal foreign body from trachea without incision (98.15)  
tracheostomy tube (97.37)  
replacement of tracheostomy tube (97.23)  
tracheostomy toilette (96.55)*

32 Excision of lung and bronchus

Includes: rib resection as operative approach  
sternotomy as operative approach  
sternum- splitting incision as operative approach  
thoracotomy as operative approach

Code also any synchronous bronchoplasty (33.48)

32.0 Local excision or destruction of lesion or tissue of bronchus

*Excludes: biopsy of bronchus (33.24-33.25)  
bronchial fistulectomy (33.42)*

- 32.01 Endoscopic excision or destruction of lesion or tissue of bronchus
- 32.09 Other local excision or destruction of lesion or tissue of bronchus


*Excludes: that by endoscopic approach (32.01)*

32.1 Other excision of bronchus

Resection (wide sleeve) of bronchus

*Excludes: radical dissection [excision] of bronchus (32.6)*

32.2 Local excision or destruction of lesion or tissue of lung



- 32.20 Thoracoscopic excision of lesion or tissue of lung 
- Thoracoscopic wedge resection

- 32.21 Plication of emphysematous bleb

- 32.22 Lung volume reduction surgery
- 32.23 Open ablation of lung lesion or tissue
- 32.24 Percutaneous ablation of lung lesion or tissue
- 32.25 Thoracoscopic ablation of lung lesion or tissue  
*Excludes: thoracoscopic excision of lesion or tissue of lung (32.20)*
- 32.26 Other and unspecified ablation of lung lesion or tissue
- 32.28 Endoscopic excision or destruction of lesion or tissue of lung  
*Excludes: ablation of lung lesion or tissue:*  
*open (32.23)*  
*other (32.26)*  
*percutaneous (32.24)*  
*thoracoscopic (32.25)*  
*biopsy of lung (33.26-33.27)*
- 32.29 Other local excision or destruction of lesion or tissue of lung  
 Resection of lung:  
 NOS  
 wedge  
*Excludes: ablation of lung lesion or tissue:*  
*open (32.23)*  
*other (32.26)*  
*percutaneous (32.24)*  
*thoracoscopic (32.25)*  
*biopsy of lung (33.26-33.27)*  
*that by endoscopic approach (32.28)*  
*thoracoscopic excision of lesion or tissue of lung (32.20)*  
*wide excision of lesion of lung (32.3)*

### 32.3 Segmental resection of lung



#### Partial lobectomy

- 32.30 Thoracoscopic segmental resection of lung 
- 32.39 Other and unspecified segmental resection of lung   
*Excludes: thoracoscopic segmental resection of lung (32.30)*

### 32.4 Lobectomy of lung



#### Lobectomy with segmental resection of adjacent lobes of lung

*Excludes: that with radical dissection [excision] of thoracic structures (32.6)*



- 32.41 Thoracoscopic lobectomy of lung 
- 32.49 Other lobectomy of lung   
*Excludes: thoracoscopic lobectomy of lung (32.41)*

### 32.5 Pneumonectomy <sup>®</sup>

#### Excision of lung NOS Pneumonectomy (with mediastinal dissection)

- 32.50 Thoracoscopic pneumonectomy 
- 32.59 Other and unspecified pneumonectomy   
*Excludes: thoracoscopic pneumonectomy (32.50)*

- 32.6 Radical dissection of thoracic structures  
 Block [en bloc] dissection of bronchus, lobe of lung, brachial plexus, intercostal structure, ribs (transverse process), and sympathetic nerves
- 32.9 Other excision of lung  
*Excludes: biopsy of lung and bronchus (33.24-33.27)*  
*pulmonary decortication (34.51)*
- 33 Other operations on lung and bronchus  
 Includes: rib resection as operative approach  
 sternotomy as operative approach  
 sternum-splitting incision as operative approach  
 thoracotomy as operative approach
- 33.0 Incision of bronchus
- 33.1 Incision of lung  
*Excludes: puncture of lung (33.93)*
- 33.2 Diagnostic procedures on lung and bronchus
- 33.20 Thoracoscopic lung biopsy ✨  
*Excludes: closed endoscopic biopsy of lung (33.27)*  
*closed [percutaneous] [needle] biopsy of lung (33.26)*  
*open biopsy of lung (33.28)*
- 33.21 Bronchoscopy through artificial stoma  
*Excludes: that with biopsy (33.24,33.27)*
- 33.22 Fiber-optic bronchoscopy  
*Excludes: that with biopsy (33.24,33.27)*
- 33.23 Other bronchoscopy  
*Excludes: that for:*  
*aspiration (96.05)*  
*biopsy (33.24,33.27)*
- 33.24 Closed [endoscopic] biopsy of bronchus ®  
 Bronchoscopy (fiberoptic) (rigid) with:  
 brush biopsy of "lung"  
 brushing or washing for specimen collection  
 excision (bite) biopsy  
 Diagnostic bronchoalveolar lavage (BAL)  
 Transbronchoscopic needle aspiration [TBNA]  
*Excludes: closed biopsy of lung, other than brush biopsy of "lung"*  
*(33.26,33.27)*  
*whole lung lavage (33.99)*
- 33.25 Open biopsy of bronchus  
*Excludes: open biopsy of lung (33.28)*
- 33.26 Closed [percutaneous] [needle] biopsy of lung ®  
 Fine needle aspiration (FNA) of lung  
 Transthoracic needle biopsy of lung (TTNB)  
*Excludes: endoscopic biopsy of lung (33.27)*  
*thoracoscopic lung biopsy (33.20)*

- 33.27 Closed endoscopic biopsy of lung   
 Fiber- optic (flexible) bronchoscopy with fluoroscopic guidance with biopsy  
 Transbronchial lung biopsy  
*Excludes: brush biopsy of "lung" (33.24)*  
*percutaneous biopsy of lung (33.26)*  
*thoracoscopic lung biopsy (33.20)*
- 33.28 Open biopsy of lung
- 33.29 Other diagnostic procedures on lung and bronchus   
*Excludes: contrast bronchogram:*  
*endotracheal (87.31)*  
*other (87.32)*  
*endoscopic pulmonary airway flow measurement (33.72)*  
*laser interstitial thermal therapy [LITT] of lesion or tissue of lung under guidance (17.69)*  
*lung scan (92.15)*  
*magnetic resonance imaging (88.92)*  
*microscopic examination of specimen from bronchus or lung (90.41-90.49)*  
*routine chest x-ray (87.44)*  
*ultrasonography of lung (88.73)*  
*vital capacity determination (89.37)*  
*x-ray of bronchus or lung NOS (87.49)*
- 33.3 Surgical collapse of lung
- 33.31 Destruction of phrenic nerve for collapse of lung
- 33.32 Artificial pneumothorax for collapse of lung  
**Thoracotomy for collapse of lung**
- 33.33 Pneumoperitoneum for collapse of lung
- 33.34 Thoracoplasty
- 33.39 Other surgical collapse of lung  
**Collapse of lung NOS**
- 33.4 Repair and plastic operation on lung and bronchus
- 33.41 Suture of laceration of bronchus
- 33.42 Closure of bronchial fistula  
**Closure of bronchostomy**  
**Fistulectomy:**  
 bronchocutaneous  
 bronchoesophageal  
 bronchovisceral  
*Excludes: closure of fistula:*  
*bronchomediastinal (34.73)*  
*bronchopleural (34.73)*  
*bronchopleuromediastinal (34.73)*
- 33.43 Closure of laceration of lung
- 33.48 Other repair and plastic operations on bronchus
- 33.49 Other repair and plastic operations on lung  
*Excludes: closure of pleural fistula (34.73)*



33.5 Lung transplant

Note: To report donor source --see codes [00.91-00.93](#)

*Excludes: combined heart-lung transplantation (33.6)*

Code also cardiopulmonary bypass [extracorporeal circulation]  
[heart- lung machine] [\(39.61\)](#)

**33.50** Lung transplantation, not otherwise specified

**33.51** Unilateral lung transplantation

**33.52** Bilateral lung transplantation

**Double- lung transplantation**

**En bloc transplantation**

Code also cardiopulmonary bypass [extracorporeal circulation]  
[heart- lung machine] [\(39.61\)](#)

33.6 Combined heart- lung transplantation

Note: To report donor source --see codes [00.91-00.93](#)

Code also cardiopulmonary bypass [extracorporeal circulation]  
[heart- lung machine] [\(39.61\)](#)

33.7 Other endoscopic procedures in bronchus or lung <sup>®</sup>

*Excludes: insertion of tracheobronchial stent (96.05)*

**33.71** Endoscopic insertion or replacement of bronchial valve(s),  
single lobe <sup>®</sup>

**Endobronchial airflow redirection valve**

**Intrabronchial airflow redirection valve**

*Excludes: endoscopic insertion or replacement of bronchial valve(s),  
multiple lobes (33.73)*

**33.72** Endoscopic pulmonary airway flow measurement <sup>⚡</sup>

**Assessment of pulmonary airway flow**

Code also any diagnostic or therapeutic procedure if performed

**33.73** Endoscopic insertion or replacement of bronchial valve(s),  
multiple lobes <sup>⚡</sup>

*Excludes: endoscopic insertion or replacement of bronchial valve(s),  
single lobe (33.71)*

**33.78** Endoscopic removal of bronchial device(s) or substances

**33.79** Endoscopic insertion of other bronchial device or substances  
**Biologic Lung Volume Reduction NOS (BLVR)**

33.9 Other operations on lung and bronchus

**33.91** Bronchial dilation

**33.92** Ligation of bronchus

**33.93** Puncture of lung

*Excludes: needle biopsy (33.26)*

**33.98** Other operations on bronchus

*Excludes: bronchial lavage (96.56)  
removal of intraluminal foreign body from bronchus  
without incision (98.15)*

OPERATIONS ON THE RESPIRATORY SYSTEM (30-34)

33.99 Other operations on lung  
Whole lung lavage

*Excludes: other continuous mechanical ventilation (96.70-96.72)  
respiratory therapy (93.90-93.99)*

34 Operations on chest wall, pleura, mediastinum, and diaphragm

*Excludes: operations on breast (85.0-85.99)*

34.0 Incision of chest wall and pleura

*Excludes: that as operative approach --omit code*

34.01 Incision of chest wall  
Extrapleural drainage

*Excludes: incision of pleura (34.09)*


34.02 Exploratory thoracotomy

34.03 Reopening of recent thoracotomy site

34.04 Insertion of intercostal catheter for drainage  
Chest tube  
Closed chest drainage


Revision of intercostal catheter (chest tube) (with lysis of adhesions)  
*Excludes: thoracoscopic drainage of pleural cavity (34.06)*

34.05 Creation of pleuroperitoneal shunt

34.06 Thoracoscopic drainage of pleural cavity   
Evacuation of empyema

34.09 Other incision of pleura  
Creation of pleural window for drainage  
Intercostal stab  
Open chest drainage

*Excludes: thoracoscopy (34.21)  
thoracotomy for collapse of lung (33.32)*

34.1 Incision of mediastinum   
Code also any biopsy, if performed

*Excludes: mediastinoscopy (34.22)  
mediastinotomy associated with pneumonectomy (32.5)*

34.2 Diagnostic procedures on chest wall, pleura, mediastinum, and diaphragm

34.20 Thoracoscopic pleural biopsy 

34.21 Transpleural thoracoscopy

34.22 Mediastinoscopy  
Code also any biopsy, if performed

34.23 Biopsy of chest wall

34.24 Other pleural biopsy 

*Excludes: thoracoscopic pleural biopsy (34.20)*

ICD-9-CM TABULAR LIST OF PROCEDURES (FY10)

- 34.25 Closed [percutaneous] [needle] biopsy of mediastinum
- 34.26 Open mediastinal biopsy
- 34.27 Biopsy of diaphragm
- 34.28 Other diagnostic procedures on chest wall, pleura, and diaphragm

**Excludes:** *angiocardiology* ([88.50-88.58](#))  
*aortography* ([88.42](#))  
*arteriography of:*  
*intrathoracic vessels NEC* ([88.44](#))  
*pulmonary arteries* ([88.43](#))  
*microscopic examination of specimen from chest wall, pleura, and diaphragm* ([90.41-90.49](#))  
*phlebography of:*  
*intrathoracic vessels NEC* ([88.63](#))  
*pulmonary veins* ([88.62](#))  
*radiological examinations of thorax:*  
*C.A.T. scan* ([87.41](#))  
*diaphragmatic x-ray* ([87.49](#))  
*intrathoracic lymphangiogram* ([87.34](#))  
*routine chest x-ray* ([87.44](#))  
*sinogram of chest wall* ([87.38](#))  
*soft tissue x-ray of chest wall NEC* ([87.39](#))  
*tomogram of thorax NEC* ([87.42](#))  
*ultrasonography of thorax* ([88.73](#))

- 34.29 Other diagnostic procedures on mediastinum

**Excludes:** *mediastinal:*  
*pneumogram* ([87.33](#))  
*x-ray NEC* ([87.49](#))

- 34.3 Excision or destruction of lesion or tissue of mediastinum

**Excludes:** *biopsy of mediastinum* ([34.25-34.26](#))  
*mediastinal fistulectomy* ([34.73](#))

- 34.4 Excision or destruction of lesion of chest wall  
 Excision of lesion of chest wall NOS (with excision of ribs)

**Excludes:** *biopsy of chest wall* ([34.23](#))  
*costectomy not incidental to thoracic procedure* ([77.91](#))  
*excision of lesion of:*  
*breast* ([85.20-85.25](#))  
*cartilage* ([80.89](#))  
*skin* ([86.2-86.3](#))  
*fistulectomy* ([34.73](#))

- 34.5 Pleurectomy

- 34.51 Decortication of lung <sup>®</sup>  
**Excludes:** *thoracoscopic decortication of lung* ([34.52](#))

- 34.52 Thoracoscopic decortication of lung 

- 34.59 Other excision of pleura  
 Excision of pleural lesion

**Excludes:** *biopsy of pleura* ([34.24](#))  
*pleural fistulectomy* ([34.73](#))



- 34.6 Scarification of pleura  
Pleurosclerosis  
*Excludes: injection of sclerosing agent (34.92)*
- 34.7 Repair of chest wall
- 34.71 Suture of laceration of chest wall  
*Excludes: suture of skin and subcutaneous tissue alone (86.59)*
- 34.72 Closure of thoracostomy
- 34.73 Closure of other fistula of thorax  
Closure of:  
bronchopleural fistula  
bronchopleurocutaneous fistula  
bronchopleuromediastinal fistula
- 34.74 Repair of pectus deformity  
Repair of:  
pectus carinatum (with implant)  
pectus excavatum (with implant)
- 34.79 Other repair of chest wall  
Repair of chest wall NOS
- 34.8 Operations on diaphragm
- 34.81 Excision of lesion or tissue of diaphragm  
*Excludes: biopsy of diaphragm (34.27)*
- 34.82 Suture of laceration of diaphragm
- 34.83 Closure of fistula of diaphragm  
Thoracoabdominal fistulectomy  
Thoracogastric fistulectomy  
Thoracointestinal fistulectomy
- 34.84 Other repair of diaphragm  
*Excludes: repair of diaphragmatic hernia (53.7-53.82)*
- 34.85 Implantation of diaphragmatic pacemaker
- 34.89 Other operations on diaphragm
- 34.9 Other operations on thorax
- 34.91 Thoracentesis
- 34.92 Injection into thoracic cavity <sup>®</sup>  
Chemical pleurodesis  
Injection of cytotoxic agent or tetracycline  
Instillation into thoracic cavity  
Requires additional code for any cancer chemotherapeutic substance  
[\(99.25\)](#)  
*Excludes: that for collapse of lung (33.32)*
- 34.93 Repair of pleura
- 34.99 Other  
*Excludes: removal of:*  
mediastinal drain [\(97.42\)](#)  
sutures [\(97.43\)](#)  
thoracotomy tube [\(97.41\)](#)

7. OPERATIONS ON THE CARDIOVASCULAR SYSTEM (35-39)

35 Operations on valves and septa of heart

**Includes:** sternotomy (median) (transverse) as operative approach  
thoracotomy as operative approach

Code also cardiopulmonary bypass [extracorporeal circulation] [heart- lung machine] [\(39.61\)](#)

35.0 Closed heart valvotomy

**Excludes:** *percutaneous (balloon) valvuloplasty* [\(35.96\)](#)

**35.00** Closed heart valvotomy, unspecified valve

**35.01** Closed heart valvotomy, aortic valve

**35.02** Closed heart valvotomy, mitral valve

**35.03** Closed heart valvotomy, pulmonary valve

**35.04** Closed heart valvotomy, tricuspid valve

35.1 Open heart valvuloplasty without replacement

**Includes:** open heart valvotomy

**Excludes:** *that associated with repair of:*

*endocardial cushion defect* [\(35.54, 35.63, 35.73\)](#)

*valvular defect associated with atrial and ventricular septal defects* [\(35.54, 35.63, 35.73\)](#)

*percutaneous (balloon) valvuloplasty* [\(35.96\)](#)

Code also cardiopulmonary bypass if performed [extracorporeal circulation] [heart- lung machine] [\(39.61\)](#)

**35.10** Open heart valvuloplasty without replacement, unspecified valve

**35.11** Open heart valvuloplasty of aortic valve without replacement

**35.12** Open heart valvuloplasty of mitral valve without replacement

**35.13** Open heart valvuloplasty of pulmonary valve without replacement

**35.14** Open heart valvuloplasty of tricuspid valve without replacement

35.2 Replacement of heart valve

**Includes:** excision of heart valve with replacement

Code also cardiopulmonary bypass [extracorporeal circulation] [heart- lung machine] [\(39.61\)](#)

**Excludes:** *that associated with repair of:*

*endocardial cushion defect* [\(35.54, 35.63, 35.73\)](#)

*valvular defect associated with atrial and ventricular septal defects* [\(35.54, 35.63, 35.73\)](#)

**35.20** Replacement of unspecified heart valve

Repair of unspecified heart valve with tissue graft or prosthetic implant

**35.21** Replacement of aortic valve with tissue graft

Repair of aortic valve with tissue graft (autograft) (heterograft) (homograft)

OPERATIONS ON THE CARDIOVASCULAR SYSTEM (35-39)

- 35.22** Other replacement of aortic valve  
Repair of aortic valve with replacement:  
NOS  
prosthetic (partial) (synthetic) (total)
- 35.23** Replacement of mitral valve with tissue graft  
Repair of mitral valve with tissue graft (autograft) (heterograft)  
(homograft)
- 35.24** Other replacement of mitral valve  
Repair of mitral valve with replacement:  
NOS  
prosthetic (partial) (synthetic) (total)
- 35.25** Replacement of pulmonary valve with tissue graft  
Repair of pulmonary valve with tissue graft (autograft) (heterograft)  
(homograft)
- 35.26** Other replacement of pulmonary valve  
Repair of pulmonary valve with replacement:  
NOS  
prosthetic (partial) (synthetic) (total)
- 35.27** Replacement of tricuspid valve with tissue graft  
Repair of tricuspid valve with tissue graft (autograft) (heterograft)  
(homograft)
- 35.28** Other replacement of tricuspid valve  
Repair of tricuspid valve with replacement:  
NOS  
prosthetic (partial) (synthetic) (total)

35.3 Operations on structures adjacent to heart valves

Code also cardiopulmonary bypass [extracorporeal circulation] [heart- lung machine] ([39.61](#))

- 35.31** Operations on papillary muscle  
Division of papillary muscle  
Reattachment of papillary muscle  
Repair of papillary muscle
- 35.32** Operations on chordae tendineae  
Division of chordae tendineae  
Repair of chordae tendineae
- 35.33** Annuloplasty  
Plication of annulus
- 35.34** Infundibulectomy  
Right ventricular infundibulectomy
- 35.35** Operations on trabeculae carneae cordis  
Division of trabeculae carneae cordis  
Excision of trabeculae carneae cordis  
Excision of aortic subvalvular ring
- 35.39** Operations on other structures adjacent to valves of heart  
Repair of sinus of Valsalva (aneurysm)

35.4 Production of septal defect in heart

35.41 Enlargement of existing atrial septal defect  
Rashkind procedure  
Septostomy (atrial) (balloon)

35.42 Creation of septal defect in heart  
Blalock- Hanlon operation

35.5 Repair of atrial and ventricular septa with prosthesis

Includes: repair of septa with synthetic implant or patch

Code also cardiopulmonary bypass [extracorporeal circulation] [heart- lung machine] (39.61)

35.50 Repair of unspecified septal defect of heart with prosthesis

*Excludes: that associated with repair of:*  
*endocardial cushion defect (35.54)*  
*septal defect associated with valvular defect (35.54)*

35.51 Repair of atrial septal defect with prosthesis, open technique  
Atrioseptoplasty with prosthesis

Correction of atrial septal defect with prosthesis

Repair:

foramen ovale (patent)

with prosthesis ostium secundum defect with prosthesis

*Excludes: that associated with repair of:*  
*atrial septal defect associated with valvular and ventricular septal defects (35.54)*  
*endocardial cushion defect (35.54)*

35.52 Repair of atrial septal defect with prosthesis, closed technique  
Insertion of atrial septal umbrella [King- Mills]

35.53 Repair of ventricular septal defect with prosthesis, open technique

Correction of ventricular septal defect with prosthesis

Repair of supracristal defect with prosthesis

*Excludes: that associated with repair of:*  
*endocardial cushion defect (35.54)*  
*ventricular defect associated with valvular and atrial septal defects (35.54)*

35.54 Repair of endocardial cushion defect with prosthesis

Repair:

atrioventricular canal with prosthesis (grafted to septa)

ostium primum defect with prosthesis (grafted to septa)

valvular defect associated with atrial and ventricular septal defects with prosthesis (grafted to septa)

*Excludes: repair of isolated:*  
*atrial septal defect (35.51-35.52)*  
*valvular defect (35.20, 35.22, 35.24, 35.26, 35.28)*  
*ventricular septal defect (35.53)*

35.55 Repair of ventricular septal defect with prosthesis, closed technique

35.6 Repair of atrial and ventricular septa with tissue graft  
Code also cardiopulmonary bypass [extracorporeal circulation] [heart- lung machine] (39.61)

35.60 Repair of unspecified septal defect of heart with tissue graft

*Excludes: that associated with repair of:  
endocardial cushion defect (35.63)  
septal defect associated with valvular defect (35.63)*

35.61 Repair of atrial septal defect with tissue graft  
Atrioseptoplasty with tissue graft  
Correction of atrial septal defect with tissue graft  
Repair:

foramen ovale (patent) with tissue graft  
ostium secundum defect with tissue graft

*Excludes: that associated with repair of:  
atrial septal defect associated with valvular and ventricular  
septal defects (35.63)  
endocardial cushion defect (35.63)*

35.62 Repair of ventricular septal defect with tissue graft  
Correction of ventricular septal defect with tissue graft  
Repair of supracristal defect with tissue graft

*Excludes: that associated with repair of:  
endocardial cushion defect (35.63)  
ventricular defect associate with valvular and atrial septal  
defects (35.63)*

35.63 Repair of endocardial cushion defect with tissue graft  
Repair of:

atrioventricular canal with tissue graft  
ostium primum defect with tissue graft  
valvular defect associated with atrial and ventricular septal defects  
with tissue graft

*Excludes: repair of isolated:  
atrial septal defect (35.61)  
valvular defect (35.20-35.21, 35.23, 35.25, 35.27)  
ventricular septal defect (35.62)*

35.7 Other and unspecified repair of atrial and ventricular septa  
Code also cardiopulmonary bypass [extracorporeal circulation] [heart- lung machine] (39.61)

35.70 Other and unspecified repair of unspecified septal defect of heart  
Repair of septal defect NOS

*Excludes: that associated with repair of:  
endocardial cushion defect (35.73)  
septal defect associated with valvular defect (35.73)*

**35.71** Other and unspecified repair of atrial septal defect

Repair NOS:  
 atrial septum  
 foramen ovale (patent)  
 ostium secundum defect

*Excludes:* that associated with repair of:  
 atrial septal defect associated with valvular ventricular  
 septal defects ([35.73](#))  
 endocardial cushion defect ([35.73](#))

**35.72** Other and unspecified repair of ventricular septal defect

Repair NOS:  
 supracristal defect  
 ventricular septum

*Excludes:* that associated with repair of:  
 endocardial cushion defect ([35.73](#))  
 ventricular septal defect associated with valvular and atrial  
 septal defects ([35.73](#))

**35.73** Other and unspecified repair of endocardial cushion defect

Repair NOS:  
 atrioventricular canal  
 ostium primum defect  
 valvular defect associated with atrial and ventricular septal defects

*Excludes:* repair of isolated:  
 atrial septal defect ([35.71](#))  
 valvular defect ([35.20](#), [35.22](#), [35.24](#), [35.26](#), [35.28](#))  
 ventricular septal defect ([35.72](#))

**35.8** Total repair of certain congenital cardiac anomalies

Note: For partial repair of defect [e.g. repair of atrial septal defect in tetralogy of Fallot] -- code to specific procedure

**35.81** Total repair of tetralogy of Fallot

One- stage total correction of tetralogy of Fallot with or without:  
 commissurotomy of pulmonary valve  
 infundibulectomy  
 outflow tract prosthesis  
 patch graft of outflow tract  
 prosthetic tube for pulmonary artery  
 repair of ventricular septal defect (with prosthesis)  
 take- down of previous systemic- pulmonary artery anastomosis

**35.82** Total repair of total anomalous pulmonary venous connection

One- stage total correction of total anomalous pulmonary venous  
 connection with or without:  
 anastomosis between (horizontal) common pulmonary trunk and  
 posterior wall of left atrium (side- to- side)  
 enlargement of foramen ovale  
 incision [excision] of common wall between posterior left atrium  
 and coronary sinus and roofing of resultant defect with patch  
 graft (synthetic)  
 ligation of venous connection (descending anomalous vein) (to left  
 innominate vein) (to superior vena cava)  
 repair of atrial septal defect (with prosthesis)

- 35.83** Total repair of truncus arteriosus  
 One-stage total correction of truncus arteriosus with or without:  
 construction (with aortic homograft) (with prosthesis) of a  
 pulmonary artery placed from right ventricle to arteries supplying  
 the lung  
 ligation of connections between aorta and pulmonary artery  
 repair of ventricular septal defect (with prosthesis)
- 35.84** Total correction of transposition of great vessels, not elsewhere  
 classified  
 Arterial switch operation [Jatene]  
 Total correction of transposition of great arteries at the arterial level  
 by switching the great arteries, including the left or both coronary  
 arteries, implanted in the wall of the pulmonary artery  
*Excludes: baffle operation [Mustard] [Senning] (35.91)*  
*creation of shunt between right ventricle and pulmonary*  
*artery [Rastelli] (35.92)*

35.9 Other operations on valves and septa of heart

Code also cardiopulmonary bypass, if performed [extracorporeal circulation]  
 [heart-lung machine] (39.61)

- 35.91** Interatrial transposition of venous return  
 Baffle:  
 atrial  
 interatrial  
 Mustard's operation  
 Resection of atrial septum and insertion of patch to direct systemic  
 venous return to tricuspid valve and pulmonary venous return to  
 mitral valve
- 35.92** Creation of conduit between right ventricle and pulmonary artery  
 Creation of shunt between right ventricle and (distal) pulmonary artery  
*Excludes: that associated with total repair of truncus arteriosus (35.83)*
- 35.93** Creation of conduit between left ventricle and aorta  
 Creation of apicoaortic shunt  
 Shunt between apex of left ventricle and aorta
- 35.94** Creation of conduit between atrium and pulmonary artery  
 Fontan procedure
- 35.95** Revision of corrective procedure on heart  
 Replacement of prosthetic heart valve poppet  
 Resuture of prosthesis of:  
 septum  
 valve  
*Excludes: complete revision -- code to specific procedure*  
*replacement of prosthesis or graft of:*  
*septum (35.50-35.63)*  
*valve (35.20-35.28)*
- 35.96** Percutaneous valvuloplasty  
 Percutaneous balloon valvuloplasty
- 35.98** Other operations on septa of heart
- 35.99** Other operations on valves of heart

36 Operations on vessels of heart

Includes: sternotomy (median) (transverse) as operative approach  
thoracotomy as operative approach

Code also any:

- cardiopulmonary bypass, if performed [extracorporeal circulation]  
[heart- lung machine] ([39.61](#))
- injection or infusion of platelet inhibitor ([99.20](#))
- injection or infusion of thrombolytic agent ([99.10](#))

36.0 Removal of coronary artery obstruction and insertion of stent(s)

**36.03** Open chest coronary artery angioplasty

Coronary (artery):

- endarterectomy (with patch graft)
- thromboendarterectomy (with patch graft)
- Open surgery for direct relief of coronary artery obstruction

*Excludes: that with coronary artery bypass graft ([36.10-36.19](#))*

Code also any:

- insertion of drug- eluting coronary stent(s) ([36.07](#))
- insertion of non- drug- eluting coronary stent(s) ([36.06](#))
- number of vascular stents inserted ([00.45-00.48](#))
- number of vessels treated ([00.40-00.43](#))
- procedure on vessel bifurcation ([00.44](#))

36.04 Intracoronary artery thrombolytic infusion

That by direct coronary artery injection, infusion, or catheterization  
enzyme infusion  
Platelet inhibitor

*Excludes: infusion of platelet inhibitor ([99.20](#))  
infusion of thrombolytic agent ([99.10](#))  
that associated with any procedure in [36.03](#)*

**36.06** Insertion of non-drug-eluting coronary artery stent(s)

- Bare stent(s)
- Bonded stent(s)
- Drug- coated stent(s), i.e. heparin coated
- Endograft(s)
- Endovascular graft(s)
- Stent grafts

Code also any:

- number of vascular stents inserted ([00.45-00.48](#))
- number of vessels treated ([00.40-00.43](#))
- open chest coronary artery angioplasty ([36.03](#))
- percutaneous transluminal coronary angioplasty [PTCA] or  
coronary atherectomy ([00.66](#))
- procedure on vessel bifurcation ([00.44](#))

*Excludes: insertion of drug-eluting coronary artery stent(s) ([36.07](#))*



- 36.07** Insertion of drug-eluting coronary artery stent(s)  
 Endograft(s)  
 Endovascular graft(s)  
 Stent graft(s)

Code also any:

- number of vascular stents inserted ([00.45-00.48](#))
- number of vessels treated ([00.40-00.43](#))
- open chest coronary artery angioplasty ([36.03](#))
- percutaneous transluminal coronary angioplasty [PTCA] or coronary atherectomy ([00.66](#))
- procedure on vessel bifurcation ([00.44](#))

*Excludes: drug-coated stents, e.g., heparin coated ([36.06](#))  
 insertion of non-drug-eluting coronary artery stent(s) ([36.06](#))*

- 36.09** Other removal of coronary artery obstruction  
 Coronary angioplasty NOS

Code also any:

- number of vascular stents inserted ([00.45-00.48](#))
- number of vessels treated ([00.40-00.43](#))
- procedure on vessel bifurcation ([00.44](#))

*Excludes: that by open angioplasty ([36.03](#))  
 that by percutaneous transluminal coronary angioplasty [PTCA] or coronary atherectomy ([00.66](#))*

36.1 Bypass anastomosis for heart revascularization

Note: Do not assign codes from series [00.40-00.43](#) with codes from series [36.10-36.19](#)

Code also: cardiopulmonary bypass [extracorporeal circulation] [heart-lung machine] ([39.61](#))

pressurized treatment of venous bypass graft [conduit] with pharmaceutical substance, if performed ([00.16](#))

- 36.10** Aortocoronary bypass for heart revascularization, not otherwise specified

Direct revascularization:

- cardiac with catheter stent, prosthesis, or vein graft
- coronary with catheter stent, prosthesis, or vein graft
- heart muscle with catheter stent, prosthesis, or vein graft
- myocardial with catheter stent, prosthesis, or vein graft
- Heart revascularization NOS

- 36.11** (Aorto)coronary bypass of one coronary artery

- 36.12** (Aorto)coronary bypass of two coronary arteries

- 36.13** (Aorto)coronary bypass of three coronary arteries

- 36.14** (Aorto)coronary bypass of four or more coronary arteries

- 36.15** Single internal mammary-coronary artery bypass

Anastomosis (single):

- mammary artery to coronary artery
- thoracic artery to coronary artery

- 36.16 Double internal mammary-coronary artery bypass  
**Anastomosis, double:**  
     mammary artery to coronary artery  
     thoracic artery to coronary artery
- 36.17 Abdominal - coronary artery bypass  
**Anastomosis:**  
     Gastroepiploic - coronary artery
- 36.19 Other bypass anastomosis for heart revascularization
- 36.2 Heart revascularization by arterial implant  
**Implantation of:**  
     aortic branches [ascending aortic branches] into heart muscle  
     blood vessels into myocardium  
     internal mammary artery [internal thoracic artery] into:  
         heart muscle  
         myocardium  
         ventricle  
         ventricular wall  
     Indirect heart revascularization NOS
- 36.3 Other heart revascularization
  - 36.31 Open chest transmyocardial revascularization
  - 36.32 Other transmyocardial revascularization
  - 36.33 Endoscopic transmyocardial revascularization ®  
**Thoracoscopic transmyocardial revascularization**
  - 36.34 Percutaneous transmyocardial revascularization  
**Endovascular transmyocardial revascularization**
  - 36.39 Other heart revascularization  
**Abrasion of epicardium**  
**Cardio- omentopexy**  
**Intrapericardial poudrage**  
     Myocardial graft:  
         mediastinal fat  
         omentum  
         pectoral muscles
- 36.9 Other operations on vessels of heart  
**Code also cardiopulmonary bypass [extracorporeal circulation] [heart- lung machine] (39.61)**
  - 36.91 Repair of aneurysm of coronary vessel
  - 36.99 Other operations on vessels of heart  
**Exploration of coronary artery**  
**Incision of coronary artery**  
**Ligation of coronary artery**  
**Repair of arteriovenous fistula**

37 Other operations on heart and pericardium

Code also any injection or infusion of platelet inhibitor [\(99.20\)](#)

37.0 Pericardiocentesis

37.1 Cardiomy and pericardiomy

Code also cardiopulmonary bypass [extracorporeal circulation] [heart-lung machine] [\(39.61\)](#)

**37.10** Incision of heart, not otherwise specified  
Cardiolysis NOS

**37.11** Cardiomy  
Incision of:  
atrium  
endocardium  
myocardium  
ventricle

**37.12** Pericardiomy  
Pericardial window operation  
Pericardiolysis  
Pericardiomy

37.2 Diagnostic procedures on heart and pericardium

**37.20** Noninvasive programmed electrical stimulation (NIPS)

**Excludes:** *that as part of intraoperative testing --omit code catheter based invasive electrophysiologic testing [\(37.26\)](#) device interrogation only without arrhythmia induction (bedside check) [\(89.45-89.49\)](#)*

**37.21** Right heart cardiac catheterization  
Cardiac catheterization NOS

**Excludes:** *that with catheterization of left heart [\(37.23\)](#)*

**37.22** Left heart cardiac catheterization

**Excludes:** *that with catheterization of right heart [\(37.23\)](#)*

**37.23** Combined right and left heart cardiac catheterization

**37.24** Biopsy of pericardium

37.25 Biopsy of heart


**37.26** Catheter based invasive electrophysiologic testing  
Electrophysiologic studies [EPS]


Code also any concomitant procedure

**Excludes:** *that as part of intraoperative testing --omit code device interrogation only without arrhythmia induction (bedside check) [\(89.45-89.49\)](#) His bundle recording [\(37.29\)](#) noninvasive programmed electrical stimulation (NIPS) [\(37.20\)](#)*

**37.27** Cardiac mapping  
Code also any concomitant procedure

**Excludes:** *electrocardiogram [\(89.52\)](#) His bundle recording [\(37.29\)](#)*

- 37.28 Intracardiac echocardiography  
 Echocardiography of heart chambers  
 ICE  
 Code also any synchronous Doppler flow mapping ([88.72](#))  
*Excludes: intravascular imaging of coronary vessels (intravascular ultrasound)(IVUS) ([00.24](#))*
- 37.29 Other diagnostic procedures on heart and pericardium  
*Excludes: angiocardiology ([88.50-88.58](#))  
 cardiac function tests ([89.41-89.69](#))  
 cardiovascular radioisotopic scan and function study ([92.05](#))  
 coronary arteriography ([88.55-88.57](#))  
 diagnostic pericardiocentesis ([37.0](#))  
 diagnostic ultrasound of heart ([88.72](#))  
 x-ray of heart ([87.49](#))*
- 37.3 Pericardiectomy and excision of lesion of heart  
 Code also cardiopulmonary bypass [extracorporeal circulation] [heart- lung machine] ([39.61](#))
- 37.31 Pericardiectomy  
 Excision of:  
     adhesions of pericardium constricting scar of:  
         epicardium  
         pericardium
- 37.32 Excision of aneurysm of heart  
 Repair of aneurysm of heart
- 37.33 Excision or destruction of other lesion or tissue of heart,open approach   
 Ablation of heart tissue (cryoablation) (electrocurrent) (laser) (microwave) (radiofrequency) (resection), open chest approach  
 Cox- maze procedure  
 Maze procedure  
 Modified maze procedure, trans- thoracic approach  
*Excludes: ablation,excision or destruction of lesion or tissue of heart, endovascular approach ([37.34](#))  
 excision or destruction of left atrial appendage (LAA) ([37.36](#))*
- 37.34 Excision or destruction of other lesion or tissue of heart,other approach  
 Ablation of heart tissue (cryoablation) (electrocurrent)(laser) (microwave) (radiofrequency) (resection), via peripherally inserted catheter  
 Modified maze procedure, endovascular approach
- 37.35 Partial ventriculectomy  
 Ventricular reduction surgery  
 Ventricular remodeling  
 Code also any synchronous:  
     mitral valve repair ([35.02](#), [35.12](#))  
     mitral valve replacement ([35.23 - 35.24](#))

**37.36** Excision or destruction of left atrial appendage (LAA) 

**Includes:** Thoracoscopic approach, minithoracotomy approach  
Clipping of left atrial appendage  
Exclusion of left atrial appendage  
Oversewing of left atrial appendage  
Stapling of left atrial appendage

Code also any concomitant procedure performed

**Excludes:** ablation, excision or destruction of lesion or tissue of heart, endovascular approach ([37.34](#))

### 37.4 Repair of heart and pericardium

**37.41** Implantation of prosthetic cardiac support device around the heart  
Cardiac support device (CSD)  
Epicardial support device  
Fabric (textile) (mesh) device  
Ventricular support device on surface of heart

Code also any:

cardiopulmonary bypass [extracorporeal circulation] [heart-lung machine] if performed ([39.61](#))  
mitral valve repair ([35.02](#), [35.12](#))  
mitral valve replacement ([35.23](#) - [35.24](#))  
transesophageal echocardiography ([88.72](#))


**Excludes:** circulatory assist systems ([37.61](#) - [37.68](#))

**37.49** Other repair of heart and pericardium

### 37.5 Heart replacement procedures


**37.51** Heart transplantation

**Excludes:** combined heart-lung transplantation ([33.6](#))


**37.52** Implantation of total internal biventricular heart replacement system   
Artificial heart

**Excludes:** implantation of heart assist system [VAD] ([37.62](#), [37.65](#), [37.66](#), [37.68](#))


**Note:** This procedure includes substantial removal of part or all of the biological heart. Both ventricles are resected, and the native heart is no longer intact. Ventriculectomy is included in this procedure; do not code separately.

**37.53** Replacement or repair of thoracic unit of (total) replacement heart system 

**Excludes:** replacement and repair of heart assist system [VAD] ([37.63](#))

**37.54** Replacement or repair of other implantable component of (total) replacement heart system   
Implantable battery  
Implantable controller  
Transcutaneous energy transfer [TET] device

**Excludes:** replacement and repair of heart assist system [VAD] ([37.63](#))  
replacement or repair of thoracic unit of (total) replacement heart system ([37.53](#))

**37.55** Removal of internal biventricular heart replacement system   
 Explanation of artificial heart

Code also any concomitant procedure, such as:  
 combined heart- lung transplantation ([33.6](#))  
 heart transplantation ([37.51](#))  
 implantation of internal biventricular heart replacement system  
 ([37.52](#))

*Excludes:* explanation [removal] of external heart assist system ([37.64](#))  
 explanation [removal] of percutaneous external heart assist  
 device ([97.44](#))  
 nonoperative removal of heart assist system ([97.44](#))  
 that with replacement or repair of heart replacement system  
 ([37.53](#), [37.54](#))

37.6 Implantation of heart and circulatory assist system(s)

*Excludes:* implantation of prosthetic cardiac support system ([37.41](#))

**37.60** Implantation or insertion of biventricular external heart assist  
 system 


Temporary cardiac support for both left and right ventricles, inserted  
 in the same operative episode

Includes: open chest (sternotomy) procedure for cannulae attachments

Note: Device (outside the body but connected to heart) with external  
 circulation pump. Ventriculotomy is included; do not code  
 separately.

*Excludes:* implantation of internal biventricular heart replacement  
 system (artificial heart) ([37.52](#))  
 implant of pulsation balloon ([37.61](#))  
 insertion of percutaneous external heart assist device  
 ([37.68](#))  
 insertion of temporary non-implantable extracorporeal  
 circulatory assist device ([37.62](#))

**37.61** Implant of pulsation balloon

**37.62** Insertion of temporary non-implantable extracorporeal circulatory  
 assist device 

Acute circulatory support device  
 Insertion of heart assist system, NOS  
 Insertion of heart pump  
 Short- term circulatory support (up to six hours)

*Excludes:* implantation of total internal biventricular heart  
 replacement system [artificial heart] ([37.52](#))  
 insertion of percutaneous external heart assist device ([37.68](#))  
 implant of external heart assist system ([37.65](#))  
 insertion of implantable extracorporeal heart assist system  
 ([37.66](#))  
 removal of heart assist system ([37.64](#))

Note: Includes explanation of this device; do not code separately.

- 37.63 Repair of heart assist system <sup>®</sup>  
 Replacement of parts of an existing ventricular assist device (VAD)  
*Excludes: replacement or repair of other implantable component of (total) replacement heart system [artificial heart] (37.54) replacement or repair of thoracic unit of (total) replacement heart system [artificial heart] (37.53)*
- 37.64 Removal of heart assist system(s) or device(s) <sup>®</sup>  
 Explantation of external device(s) providing left and right ventricular support  
 Explantation of single external device and cannulae  
*Excludes: that with replacement of implant (37.63) explantation [removal] of percutaneous external heart assist device (97.44) nonoperative removal of heart assist system (97.44) temporary non-implantable extracorporeal circulatory assist device (37.62)*
- 37.65 Implant of single ventricular (extracorporeal) external heart assist system <sup>®</sup>  
 Insertion of one device into one ventricle  
 Note: Device (outside the body but connected to heart) with external circulation and pump.  
 Insertion or implantation of one external VAD for left or right heart support.  
 Includes open chest (sternotomy) procedure for cannulae attachments  
*Excludes: implant of pulsation balloon (37.61) implantation of total internal biventricular heart replacement system (37.52) insertion of percutaneous external heart assist device (37.68) insertion of implantable heart assist system (37.66) insertion or implantation of two external VADs for simultaneous right and left heart support (37.60) that without sternotomy (37.62)*
- 37.66 Insertion of implantable heart assist system <sup>®</sup>  
 Axial flow heart assist system  
 Diagonal pump heart assist system  
 Left ventricular assist device (LVAD)  
 Pulsatile heart assist system  
 Right ventricular assist device (RVAD)  
 Rotary pump heart assist system  
 Transportable, implantable heart assist system  
 Ventricular assist device (VAD) not otherwise specified  
 Note: Device directly connected to the heart and implanted in the upper left quadrant of peritoneal cavity.  
 This device can be used for either destination therapy (DT) or bridge- to- transplant (BTT)  
*Excludes: implant of pulsation balloon (37.61) implantation of total internal biventricular heart replacement system [artificial heart] (37.52) insertion of percutaneous external heart assist device (37.68)*

**37.67** Implantation of cardiomyostimulation system  
**Note:** Two- step open procedure consisting of transfer of one end of the latissimus dorsi muscle; wrapping it around the heart; rib resection; implantation of epicardial cardiac pacing leads into the right ventricle; tunneling and pocket creation for the cardiomyostimulator.

**37.68** Insertion of percutaneous external heart assist device  
 Includes percutaneous [femoral] insertion of cannulae attachments  
 Circulatory assist device  
 Extrinsic heart assist device  
 pVAD  
 Percutaneous heart assist device

**37.7** Insertion, revision, replacement, and removal of leads; insertion of temporary pacemaker system; or revision of cardiac device pocket  
 Code also any insertion and replacement of pacemaker device [\(37.80-37.87\)](#)  
**Excludes:** *implantation or replacement of transvenous lead [electrode] into left ventricular cardiac venous system* [\(00.52\)](#)

**37.70** Initial insertion of lead [electrode], not otherwise specified  
**Excludes:** *insertion of temporary transvenous pacemaker system* [\(37.78\)](#)  
*replacement of atrial and/or ventricular lead(s)* [\(37.76\)](#)

**37.71** Initial insertion of transvenous lead [electrode] into ventricle  
**Excludes:** *insertion of temporary transvenous pacemaker system* [\(37.78\)](#)  
*replacement of atrial and/or ventricular lead(s)* [\(37.76\)](#)

**37.72** Initial insertion of transvenous leads [electrodes] into atrium and ventricle  
**Excludes:** *insertion of temporary transvenous pacemaker system* [\(37.78\)](#)  
*replacement of atrial and/or ventricular lead(s)* [\(37.76\)](#)

**37.73** Initial insertion of transvenous lead [electrode] into atrium  
**Excludes:** *insertion of temporary transvenous pacemaker system* [\(37.78\)](#)  
*replacement of atrial and/or ventricular lead(s)* [\(37.76\)](#)

**37.74** Insertion or replacement of epicardial lead [electrode] into epicardium  
 Insertion or replacement of epicardial by:  
 sternotomy  
 thoracotomy  
**Excludes:** *replacement of atrial and/or ventricular lead(s)* [\(37.76\)](#)

**37.75** Revision of lead [electrode]  
 Repair of electrode [removal with re- insertion]  
 Repositioning of lead(s) (AICD) (cardiac device) (CRT- D) (CRT- P) (defibrillator) (pacemaker) (pacing) (sensing) [electrode]  
 Revision of lead NOS  
**Excludes:** *repositioning of temporary transvenous pacemaker system --omit code*



- 37.76** Replacement of transvenous atrial and/or ventricular lead(s) [electrode]  
 Removal or abandonment of existing transvenous or epicardial lead(s) with transvenous lead(s) replacement  
*Excludes: replacement of epicardial lead [electrode] (37.74)*
- 37.77** Removal of lead(s) [electrode] without replacement  
 Removal:  
 epicardial lead (transthoracic approach)  
 transvenous lead(s)  
*Excludes: removal of temporary transvenous pacemaker system --omit code that with replacement of: atrial and/or ventricular lead(s) [electrode] (37.76) epicardial lead [electrode] (37.74)*
- 37.78** Insertion of temporary transvenous pacemaker system  
*Excludes: intraoperative cardiac pacemaker (39.64)*
- 37.79** Revision or relocation of pacemaker pocket <sup>®</sup>  
 Debridement and reforming pocket (skin and subcutaneous tissue)  
 Insertion of loop recorder  
 Relocation of pocket [creation of new pocket] pacemaker or CRT- P  
 Removal of cardiac device/pulse generator without replacement  
 Removal of the implantable hemodynamic pressure sensor (lead) and monitor device  
 Removal without replacement of cardiac resynchronization defibrillator device  
 Repositioning of implantable hemodynamic pressure sensor (lead) and monitor device  
 Repositioning of pulse generator  
 Revision of cardioverter/defibrillator (automatic) pocket  
 Revision of pocket for intracardiac hemodynamic monitoring  
 Revision or relocation of CRT- D pocket  
 Revision or relocation of pacemaker, defibrillator, or other implanted cardiac device pocket  
*Excludes: removal of loop recorder (86.05)*
- 37.8 Insertion, replacement, removal, and revision of pacemaker device  
 Note: Device testing during procedure --omit code  
 Code also any lead insertion, lead replacement, lead removal and/or lead revision (37.70-37.77)  
*Excludes: implantation of cardiac resynchronization pacemaker[CRT-P](00.50) implantation or replacement of cardiac resynchronization pacemaker pulse generator only [CRT-P] (00.53)*
- 37.80** Insertion of permanent pacemaker, initial or replacement, type of device not specified
- 37.81** Initial insertion of single-chamber device, not specified as rate responsive  
*Excludes: replacement of existing pacemaker device (37.85-37.87)*

- 37.82** Initial insertion of single-chamber device, rate responsive  
**Rate responsive to physiologic stimuli other than atrial rate**  
*Excludes: replacement of existing pacemaker device (37.85- 37.87)*
- 37.83** Initial insertion of dual-chamber device  
**Atrial ventricular sequential device**  
*Excludes: replacement of existing pacemaker device (37.85- 37.87)*
- 37.85** Replacement of any type pacemaker device with single-chamber device, not specified as rate responsive
- 37.86** Replacement of any type of pacemaker device with single-chamber device, rate responsive  
**Rate responsive to physiologic stimuli other than atrial rate**
- 37.87** Replacement of any type pacemaker device with dual-chamber device  
**Atrial ventricular sequential device**
- 37.89** Revision or removal of pacemaker device  
**Removal without replacement of cardiac resynchronization pacemaker device [CRT- P]**  
**Repair of pacemaker device**  
*Excludes: removal of temporary transvenous pacemaker system --omit code  
 replacement of existing pacemaker device (37.85- 37.87)  
 replacement of existing pacemaker device with CRT-P pacemaker device (00.53)*

37.9 Other operations on heart and pericardium

- 37.90** Insertion of left atrial appendage device  
**Left atrial filter**  
**Left atrial occluder**  
**Transseptal catheter technique**
- 37.91** Open chest cardiac massage  
*Excludes: closed chest cardiac massage (99.63)*
- 37.92 Injection of therapeutic substance into heart
- 37.93 Injection of therapeutic substance into pericardium
- 37.94** Implantation or replacement of automatic cardioverter/defibrillator, total system [AICD] ®  
**Implantation of defibrillator with leads (epicardial patches), formation of pocket (abdominal fascia) (subcutaneous), any transvenous leads, intraoperative procedures for evaluation of lead signals, and obtaining defibrillator threshold measurements**  
**Techniques:**  
 lateral thoracotomy  
 medial sternotomy  
 subxiphoid procedure  
**Note: Device testing during procedure --omit code**  
 Code also extracorporeal circulation, if performed (39.61)  
 Code also any concomitant procedure [e.g., coronary bypass (36.00- 36.19) or CCM, total system (17.51)]  
*Excludes: implantation of cardiac resynchronization defibrillator, total system [CRT-D] (00.51)*

OPERATIONS ON THE CARDIOVASCULAR SYSTEM (35-39)

37.95 Implantation of automatic cardioverter/defibrillator lead(s) only

37.96 Implantation of automatic cardioverter/defibrillator pulse generator only

Note: Device testing during procedure --omit code

*Excludes: implantation or replacement of cardiac resynchronization defibrillator, pulse generator device only [CRT-D] (00.54)*

37.97 Replacement of automatic cardioverter/defibrillator lead(s) only

*Excludes: replacement of epicardial lead [electrode] into epicardium (37.74)  
replacement of transvenous lead [electrode] into left ventricular coronary venous system (00.52)*

37.98 Replacement of automatic cardioverter/defibrillator pulse generator only

*Excludes: replacement of cardiac resynchronization defibrillator, pulse generator device only [CRT-D] (00.54)*

37.99 Other

*Excludes: cardiac retraining (93.36)  
conversion of cardiac rhythm (99.60-99.69)  
implantation of prosthetic cardiac support device (37.41)  
insertion of left atrial appendage device (37.90)  
maze procedure (Cox-maze), open (37.33)  
maze procedure, endovascular approach (37.34)  
repositioning of pulse generator (37.79)  
revision of lead(s) (37.75)  
revision or relocation of pacemaker, defibrillator or other implanted cardiac device pocket (37.79)*

38 Incision, excision, and occlusion of vessels

Code also

any application or administration of an adhesion barrier substance (99.77)  
cardiopulmonary bypass [extracorporeal circulation] [heart-lung machine] (39.61)

*Excludes: that of coronary vessels (00.66, 36.03, 36.04, 36.09, 36.10-36.99)*

The following fourth- digit subclassification is for use with appropriate categories in section 38.0, 38.1, 38.3, 38.5, 38.6, 38.8, and 38.9 according to site. Valid fourth- digits are in [brackets] at the end of each code/description.

- 0 unspecified site
- 1 intracranial vessels
  - Cerebral (anterior) (middle)
  - Circle of Willis
  - Posterior communicating artery
- 2 other vessels of head and neck
  - Carotid artery (common) (external) (internal)
  - Jugular vein (external) (internal)

- 3 upper limb vessels
  - Axillary
  - Brachial
  - Radial
  - Ulnar
- 4 aorta
- 5 other thoracic vessels
  - Innominate
  - Pulmonary (artery) (vein)
  - Subclavian
  - Vena cava, superior
- 6 abdominal arteries
 

Celiac	Mesenteric
Gastric	Renal
Hepatic	Splenic
Iliac	Umbilical
- Excludes: abdominal aorta (4)*
- 7 abdominal veins
  - Iliac
  - Portal
  - Renal
  - Splenic
  - Vena cava (inferior)
- 8 lower limb arteries
  - Femoral (common) (superficial)
  - Popliteal
  - Tibial
- 9 lower limb veins
 

Femoral	Saphenous
Popliteal	Tibial

**38.0** Incision of vessel 4

- [\[0-9\]](#) Embolectomy
- Thrombectomy

*Excludes: endovascular removal of obstruction from head and neck vessel(s) (39.74)  
puncture or catheterization of any:  
artery (38.91, 38.98)  
vein (38.92-38.95, 38.99)*

**38.1** Endarterectomy 4

- [\[0-6.8\]](#) Endarterectomy with:
  - embolectomy
  - patch graft
  - temporary bypass during procedure
  - thrombectomy

Code also any:

- number of vascular stents inserted ([00.45-00.48](#))
- number of vessels treated ([00.40-00.43](#))
- procedure on vessel bifurcation ([00.44](#))

38.2 Diagnostic procedures on blood vessels

**Excludes:** *adjunct vascular system procedures* ([00.40-00.43](#))

**38.21** Biopsy of blood vessel


38.22 Percutaneous angiосcopy

**Excludes:** *angiосcopy of eye* ([95.12](#))

38.23 Intravascular spectroscopy 

**Includes:** spectroscopy of both coronary and peripheral vessels  
Intravascular chemography  
Near infrared (NIR) spectroscopy

**Excludes:** *intravascular imaging of:*  
*coronary vessels* ([00.24](#), [38.24](#))  
*peripheral vessels* ([00.23](#), [38.25](#))

38.24 Intravascular imaging of coronary vessel(s) by optical coherence tomography [OCT] 

38.25 Intravascular imaging of non-coronary vessel(s) by optical coherence tomography [OCT] 

**Excludes:** *intravascular imaging of coronary vessel(s) by OCT* ([38.24](#))

**38.29** Other diagnostic procedures on blood vessels

**Excludes:** *blood vessel thermography* ([88.86](#))  
*circulatory monitoring* ([89.61-89.69](#))  
*contrast:*

*angiocardiography* ([88.50-88.58](#))

*arteriography* ([88.40-88.49](#))

*phlebography* ([88.60-88.67](#))

*impedance phlebography* ([88.68](#))

*peripheral vascular ultrasonography* ([88.77](#))

*plethysmogram* ([89.58](#))

**38.3** Resection of vessel with anastomosis 

[\[0-9\]](#)

Angiectomy

Excision of:

aneurysm (arteriovenous) with anastomosis

blood vessel (lesion) with anastomosis

**38.4** Resection of vessel with replacement 

[\[0-9\]](#)

Angiectomy

Excision of:

aneurysm (arteriovenous) or blood vessel (lesion) with replacement

Partial resection with replacement

**Excludes:** *endovascular repair of aneurysm* ([39.71 - 39.79](#))

Requires the use of one of the following fourth-digit subclassifications to identify site:

0 unspecified site

1 intracranial vessels

Cerebral (anterior) (middle)

Circle of Willis

Posterior communicating artery



New code



Revised code



4<sup>th</sup> digit required

ICD-9-CM TABULAR LIST OF PROCEDURES (FY10)

- 2 other vessels of head and neck
  - Carotid artery (common) (external) (internal)
  - Jugular vein (external) (internal)
- 3 upper limb vessels
  - Axillary
  - Brachial
  - Radial
  - Ulnar
- 4 aorta, abdominal
  - Code also any thoracic vessel involvement (thoracoabdominal procedure) ([38.45](#))
- 5 thoracic vessels
  - Aorta (thoracic)
  - Innominate
  - Pulmonary (artery) (vein)
  - Subclavian
  - Vena cava, superior
  - Code also any abdominal aorta involvement (thoracoabdominal procedure) ([38.44](#))
- 6 abdominal arteries
 

Celiac	Mesenteric
Gastric	Renal
Hepatic	Splenic
Iliac	Umbilical

  - Excludes: abdominal aorta (4)*
- 7 abdominal veins
  - Iliac
  - Portal
  - Renal
  - Splenic
  - Vena cava (inferior)
- 8 lower limb arteries
  - Femoral (common) (superficial)
  - Popliteal
  - Tibial
- 9 lower limb veins
  - Femoral
  - Popliteal
  - Saphenous
  - Tibial

**38.5** Ligation and stripping of varicose veins 4  
[\[0-3,5,7,9\]](#) *Excludes: ligation of varices:*  
*esophageal ([42.91](#))*  
*gastric ([44.91](#))*

**38.6** Other excision of vessel 4  
[\[0-9\]](#) Excision of blood vessel (lesion) NOS

**Excludes:** excision of vessel for aortocoronary bypass ([36.10-36.14](#))  
 excision with:  
     anastomosis ([38.30-38.39](#))  
     graft replacement ([38.40-38.49](#))  
     implant ([38.40-38.49](#))

38.7 Interruption of the vena cava  
     Insertion of implant or sieve in vena cava  
     Ligation of vena cava (inferior) (superior)  
     Plication of vena cava

38.8 Other surgical occlusion of vessels **4**

[10-91](#) Clamping of blood vessel  
     Division of blood vessel  
     Ligation of blood vessel  
     Occlusion of blood vessel

**Excludes:** adrenal vessels ([07.43](#))  
     esophageal varices ([42.91](#))  
     gastric or duodenal vessel for ulcer ([44.40-44.49](#))  
     gastric varices ([44.91](#))  
     meningeal vessel ([02.13](#))  
     percutaneous transcatheter infusion embolization ([99.29](#))  
     spermatic vein for varicocele ([63.1](#))  
     surgical occlusion of vena cava ([38.7](#))  
     that for chemoembolization ([99.25](#))  
     that for control of (postoperative) hemorrhage:  
         anus ([49.95](#))  
         bladder ([57.93](#))  
         following vascular procedure ([39.41](#))  
         nose ([21.00-21.09](#))  
         prostate ([60.94](#))  
         tonsil ([28.7](#))  
         thyroid vessel ([06.92](#))  
     transcatheter (infusion) ([99.29](#))

38.9 Puncture of vessel

**Excludes:** that for circulatory monitoring ([89.60-89.69](#))

[38.91](#) Arterial catheterization

[38.92](#) Umbilical vein catheterization

[38.93](#) Venous catheterization, not elsewhere classified

**Excludes:** that for cardiac catheterization ([37.21-37.23](#))  
     that for renal dialysis ([38.95](#))

[38.94](#) Venous cutdown

38.95 Venous catheterization for renal dialysis

**Excludes:** insertion of totally implantable vascular access device [VAD]  
     ([86.07](#))

38.98 Other puncture of artery

**Excludes:** that for:  
     arteriography ([88.40-88.49](#))  
     coronary arteriography ([88.55-88.57](#))

38.99 Other puncture of vein <sup>®</sup>  
 Phlebotomy

*Excludes: that for:*

- angiography of veins ([88.60-88.68](#))*
- extracorporeal circulation ([39.61](#), [50.92](#))*
- injection or infusion of:*
  - sclerosing solution ([39.92](#))*
  - therapeutic or prophylactic substance ([99.11-99.29](#))*
- perfusion ([39.96-39.97](#))*
- phlebography ([88.60-88.68](#))*
- transfusion ([99.01-99.09](#))*

39 Other operations on vessels <sup>®</sup>

*Excludes: those on coronary vessels ([36.03-36.99](#))*

39.0 Systemic to pulmonary artery shunt

- Descending aorta- pulmonary artery anastomosis (graft)
- Left to right anastomosis (graft)
- Subclavian- pulmonary anastomosis (graft)

Code also cardiopulmonary bypass [extracorporeal circulation] [heart- lung machine] ([39.61](#))

39.1 Intra-abdominal venous shunt

- Anastomosis:
  - mesocaval
  - portacaval
  - portal vein to inferior vena cava
  - splenic and renal veins
- transjugular intrahepatic portosystemic shunt (TIPS)

*Excludes: peritoneovenous shunt ([54.94](#))*

39.2 Other shunt or vascular bypass

Code also pressurized treatment of venous bypass graft [conduit] with pharmaceutical substance, if performed ([00.16](#))

39.21 Caval-pulmonary artery anastomosis

Code also cardiopulmonary bypass ([39.61](#))

39.22 Aorta-subclavian-carotid bypass

- Bypass (arterial):
  - aorta to carotid and brachial
  - aorta to subclavian and carotid
  - carotid to subclavian

39.23 Other intrathoracic vascular shunt or bypass

Intrathoracic (arterial) bypass graft NOS

*Excludes: coronary artery bypass ([36.10-36.19](#))*

39.24 Aorta-renal bypass



39.25 Aorta-iliac-femoral bypass  
 Bypass:  
     aortofemoral  
     aortoiliac  
     aortoiliac to popliteal  
     aortopopliteal  
     iliofemoral [iliac- femoral]

39.26 Other intra-abdominal vascular shunt or bypass  
 Bypass:  
     aortoceliac  
     aortic- superior mesenteric  
     common hepatic- common iliac- renal  
 Intra- abdominal arterial bypass graft NOS

*Excludes:* peritoneovenous shunt (54.94)

39.27 Arteriovenostomy for renal dialysis  
 Anastomosis for renal dialysis  
 Formation of (peripheral) arteriovenous  
 fistula for renal [kidney] dialysis  
 Code also any renal dialysis (39.95)

39.28 Extracranial- intracranial (EC-IC) vascular bypass

39.29 Other (peripheral) vascular shunt or bypass

Bypass (graft):  
     axillary- brachial  
     axillary- femoral [axillofemoral] (superficial)  
     brachial  
     femoral- femoral  
     femoroperoneal  
     femoropopliteal (arteries)  
     femorotibial (anterior) (posterior)  
     popliteal  
     vascular NOS

*Excludes:* peritoneovenous shunt (54.94)

39.3 Suture of vessel

    Repair of laceration of blood vessel

*Excludes:* any other vascular puncture closure device --omit code  
 suture of aneurysm (39.52)

    that for control of hemorrhage (postoperative):

        anus (49.95)

        bladder (57.93)

        following vascular procedure (39.41)

        nose (21.00-21.09)

        prostate (60.94)

        tonsil (28.7)

39.30 Suture of unspecified blood vessel

39.31 Suture of artery

39.32 Suture of vein



39.4 Revision of vascular procedure

39.41 Control of hemorrhage following vascular surgery

*Excludes: that for control of hemorrhage (post operative):*  
*anus (49.95)*  
*bladder (57.93)*  
*nose (21.00-21.09)*  
*prostate (60.94)*  
*tonsil (28.7)*

39.42 Revision of arteriovenous shunt for renal dialysis

Conversion of renal dialysis:  
 end- to- end anastomosis to end- to- side  
 end- to- side anastomosis to end- to- end  
 vessel- to- vessel cannula to arteriovenous shunt  
 Removal of old arteriovenous shunt and creation of new shunt

*Excludes: replacement of vessel-to-vessel cannula (39.94)*

39.43 Removal of arteriovenous shunt for renal dialysis

*Excludes: that with replacement [revision] of shunt (39.42)*

39.49 Other revision of vascular procedure

Declotting (graft)  
 Revision of:  
 anastomosis of blood vessel  
 vascular procedure (previous)

39.5 Other repair of vessels

39.50 Angioplasty or atherectomy of other non-coronary vessel(s) ®

Percutaneous transluminal angioplasty (PTA) of non- coronary vessels:  
 Lower extremity vessels  
 Mesenteric artery  
 Renal artery  
 Upper extremity vessels

Code also any:

injection or infusion of thrombolytic agent (99.10)  
 Insertion of non- drug- eluting peripheral vessel stent(s) or stent  
 grafts(s) (39.90)  
 percutaneous insertion of carotid artery stent(s) (00.63)  
 number of vascular stents inserted (00.45- 00.48)  
 number of vessels treated (00.40- 00.43)  
 procedure on vessel bifurcation (00.44)  
 insertion of drug- eluting peripheral vessel stent (00.55)

*Excludes: percutaneous angioplasty or atherectomy of precerebral or  
 cerebral vessel(s) (00.61 -00.62)*

39.51 Clipping of aneurysm

*Excludes: clipping of arteriovenous fistula (39.53)*

- 39.52** Other repair of aneurysm  
 Repair of aneurysm by:  
 coagulation  
 electrocoagulation  
 filipuncture  
 methyl methacrylate  
 suture  
 wiring  
 wrapping  
*Excludes:* endovascular repair of aneurysm ([39.71 - 39.79](#))  
 re-entry operation (aorta) ([39.54](#))  
 that with:  
 graft replacement ([38.40-38.49](#))  
 resection ([38.30-38.49](#), [38.60-38.69](#))
- 39.53** Repair of arteriovenous fistula  
 Embolization of carotid cavernous fistula  
 Repair of arteriovenous fistula by:  
 clipping  
 coagulation  
 ligation and division  
*Excludes:* repair of :  
 arteriovenous shunt for renal dialysis ([39.42](#))  
 head and neck vessels, endovascular approach ([39.72](#))  
 that with:  
 graft replacement ([38.40-38.49](#))  
 resection ([38.30-38.49](#), [38.60-38.69](#))
- 39.54** Re-entry operation (aorta)  
 Fenestration of dissecting aneurysm of thoracic aorta  
 Code also cardiopulmonary bypass [extracorporeal circulation]  
 [heart- lung machine] ([39.61](#))
- 39.55** Reimplantation of aberrant renal vessel
- 39.56** Repair of blood vessel with tissue patch graft  
*Excludes:* that with resection ([38.40-38.49](#))
- 39.57** Repair of blood vessel with synthetic patch graft  
*Excludes:* that with resection ([38.40-38.49](#))
- 39.58** Repair of blood vessel with unspecified type of patch graft  
*Excludes:* that with resection ([38.40-38.49](#))
- 39.59** Other repair of vessel  
 Aorticopulmonary window operation  
 Arterioplasty NOS  
 Construction of venous valves (peripheral)  
 Plication of vein (peripheral)  
 Reimplantation of artery  
 Code also cardiopulmonary bypass [extracorporeal circulation]  
 [heart- lung machine] ([39.61](#))

**Excludes:** interruption of the vena cava [\(38.7\)](#)  
 reimplantation of renal artery [\(39.55\)](#)  
 that with:  
 graft [\(39.56-39.58\)](#)  
 resection [\(38.30-38.49, 38.60-38.69\)](#)

39.6 Extracorporeal circulation and procedures auxiliary to heart surgery

39.61 Extracorporeal circulation auxiliary to open heart surgery  
 Artificial heart and lung  
 Cardiopulmonary bypass  
 Pump oxygenator

**Excludes:** extracorporeal hepatic assistance [\(50.92\)](#)  
 extracorporeal membrane oxygenation [ECMO] [\(39.65\)](#)  
 hemodialysis [\(39.95\)](#)  
 percutaneous cardiopulmonary bypass [\(39.66\)](#)

39.62 Hypothermia (systemic) incidental to open heart surgery

39.63 Cardioplegia  
 Arrest:  
 anoxic  
 circulatory

39.64 Intraoperative cardiac pacemaker  
 Temporary pacemaker used during and immediately following cardiac surgery

39.65 Extracorporeal membrane oxygenation [ECMO]

**Excludes:** extracorporeal circulation auxiliary to open heart surgery [\(39.61\)](#)  
 percutaneous cardiopulmonary bypass [\(39.66\)](#)

39.66 Percutaneous cardiopulmonary bypass  
 Closed chest

**Excludes:** extracorporeal circulation auxiliary to open heart surgery [\(39.61\)](#)  
 extracorporeal hepatic assistance [\(50.92\)](#)  
 extracorporeal membrane oxygenation [ECMO] [\(39.65\)](#)  
 hemodialysis [\(39.95\)](#)


39.7 Endovascular procedures on vessel (s) 


Endoluminal repair  
 Embolization  
 Implantation  
 Occlusion  
 Removal  
 Repair

**Excludes:** angioplasty or atherectomy of other non-coronary vessel(s) [\(39.50\)](#)  
 insertion of non-drug-eluting peripheral vessel stent(s) [\(39.90\)](#)  
 other repair of aneurysm [\(39.52\)](#)  
 percutaneous insertion of carotid artery stent(s) [\(00.63\)](#)  
 percutaneous insertion of intracranial stent(s) [\(00.65\)](#)  
 percutaneous insertion of other precerebral artery stent(s) [\(00.64\)](#)  
 resection of abdominal aorta with replacement [\(38.44\)](#)  
 resection of lower limb arteries with replacement [\(38.48\)](#)  
 resection of thoracic aorta with replacement [\(38.45\)](#)


*resection of upper limb vessels with replacement (38.43)*

- 39.71 Endovascular implantation of graft in abdominal aorta <sup>®</sup>  
 Endovascular repair of abdominal aortic aneurysm with graft  
 Stent graft(s)  
 Code also intra- aneurysm sac pressure monitoring (intraoperative)  
 (00.58)
- 39.72 Endovascular embolization or occlusion of head and neck vessels <sup>®</sup>  
 Endograft(s)  
 Endovascular graft(s)  
 Liquid tissue adhesive (glue) embolization or occlusion  
 Other implant or substance for repair, embolization or occlusion  
 That for repair of aneurysm, arteriovenous malformation [AVM] or fistula  
*Excludes: mechanical thrombectomy of pre-cerebral and cerebral vessels (39.74)*  
*embolization of head or neck vessels using bare coils (39.75)*  
*embolization of head or neck vessels using bioactive coils (39.76)*
- 39.73 Endovascular implantation of graft in thoracic aorta <sup>®</sup>  
 Endograft(s)  
 Endovascular graft(s)  
 Endovascular repair of defect of thoracic aorta with graft(s) or device(s)  
 Stent graft(s) or device(s)  
 That for repair of aneurysm, dissection, or injury  
*Excludes: fenestration of dissecting aneurysm of thoracic aorta (39.54)*  
 Code also intra- aneurysm sac pressure monitoring (intraoperative)  
 (00.58)
- 39.74 Endovascular removal of obstruction from head and neck vessel(s) <sup>®</sup>  
 Endovascular embolectomy  
 Endovascular thrombectomy of pre- cerebral and cerebral vessels  
 Mechanical embolectomy or thrombectomy  
 Code also: any injection or infusion of thrombolytic agent (99.10)  
 number of vessels treated (00.40-00.43)  
 procedure on vessel bifurcation (00.44)  
*Excludes: endarterectomy of intracranial vessels and other vessels of head and neck (38.11 - 38.12)*  
*occlusive endovascular embolization of head or neck vessel(s) using bare coils (39.75)*  
*occlusive endovascular embolization of head or neck vessel(s) using bioactive coils (39.76)*  
*open embolectomy or thrombectomy (38.01-38.02)*
- 39.75 Endovascular embolization or occlusion of vessel(s) of head or neck using bare coils <sup>⚡</sup>  
 Bare metal coils  
 Bare platinum coils [BPC]  
 That for treatment of aneurysm, arteriovenous malformation [AVM] or fistula

**39.76** Endovascular embolization or occlusion of vessel(s) of head or neck using bioactive coils   
 Biodegradable inner luminal polymer coils  
 Coil embolization or occlusion utilizing bioactive coils  
 Coils containing polyglycolic acid [PGA]  
 That for treatment of aneurysm, arteriovenous malformation [AVM] or fistula


**39.79** Other endovascular procedures on other vessels   
 Other coil embolization or occlusion  
 Endograft(s)  
 Endovascular graft(s)  
 Liquid tissue adhesive (glue) embolization or occlusion  
 Other implant or substance for repair, embolization or occlusion  
 Repair of aneurysm

*Excludes:* abdominal aortic aneurysm resection [AAA] ([38.44](#))  
 endovascular implantation of graft in abdominal aorta ([39.71](#))  
 endovascular embolization or occlusion of head and neck vessels, bare metal coils ([39.75](#))  
 endovascular embolization or occlusion of head and neck vessels, bioactive coils ([39.76](#))  
 insertion of drug-eluting peripheral vessel stent(s) ([00.55](#))  
 insertion of non-drug-eluting peripheral vessel (s) (for other than aneurysm repair) ([39.90](#))  
 non-endovascular repair of arteriovenous fistula ([39.53](#))  
 other surgical occlusion of vessels -see category [38.8](#)  
 percutaneous transcatheter infusion ([99.29](#))  
 thoracic aortic aneurysm resection ([38.45](#))  
 transcatheter embolization for gastric or duodenal bleeding ([44.44](#))

**39.8** Operations on carotid body, carotid sinus and other vascular bodies   
 Chemodectomy  
 Denervation of:  
     aortic body  
     carotid body  
 Glomectomy, carotid  
 Electronic stimulator  
 Implantation or replacement of carotid sinus baroreflex activation device

*Excludes:* excision of glomus jugulare ([20.51](#))  
 replacement of carotid sinus lead(s) only ([04.92](#))

**39.9** Other operations on vessels

**39.90** Insertion of non-drug-eluting peripheral vessel (non-coronary) stent(s)   
 Bare stent(s)  
 Bonded stent(s)  
 Drug-coated stent(s), i.e., heparin coated  
 Endograft(s)  
 Endovascular graft(s)  
 Endovascular recanalization techniques  
 Stent graft(s)

Code also any

- non- coronary angioplasty or atherectomy ([39.50](#))
- number of vascular stents inserted ([00.45-00.48](#))
- number of vessels treated ([00.40-00.43](#))
- procedure on vessel bifurcation ([00.44](#))

**Excludes:** *insertion of drug-eluting peripheral vessel stent(s)* ([00.55](#))  
*percutaneous insertion of carotid artery stent(s)* ([00.63](#))  
*percutaneous insertion of intracranial stent(s)* ([00.65](#))  
*percutaneous insertion of other precerebral artery stent(s)*  
[\(00.64\)](#)  
*that for aneurysm repair* ([39.71 - 39.79](#))

**39.91** Freeing of vessel  
 Dissection and freeing of adherent tissue:  
 artery- vein- nerve bundle  
 vascular bundle

**39.92** Injection of sclerosing agent into vein  
**Excludes:** *injection:*  
*esophageal varices* ([42.33](#))  
*hemorrhoids* ([49.42](#))

**39.93** Insertion of vessel- to- vessel cannula  
 Formation of:  
 arteriovenous:  
 fistula by external cannula  
 shunt by external cannula

Code also any renal dialysis ([39.95](#))

**39.94** Replacement of vessel- to- vessel cannula  
 Revision of vessel- to- vessel cannula

**39.95** Hemodialysis  
 Artificial kidney  
 Hemodiafiltration  
 Hemofiltration  
 Renal dialysis

**Excludes:** *peritoneal dialysis* ([54.98](#))

**39.96** Total body perfusion  
 Code also substance perfused ([99.21- 99.29](#))

**39.97** Other perfusion <sup>®</sup>  
 Perfusion NOS  
 Perfusion, local [regional] of:  
 carotid artery  
 coronary artery  
 head  
 lower limb  
 neck  
 upper limb

Code also substance perfused ([99.21- 99.29](#))

ICD-9-CM TABULAR LIST OF PROCEDURES (FY10)

**Excludes:** perfusion of:

kidney ([55.95](#))

large intestine ([46.96](#))

liver ([50.93](#))

small intestine ([46.95](#))

SuperSaturated oxygen therapy ([00.49](#))

- 39.98** Control of hemorrhage, not otherwise specified  
Angiotripsy  
Control of postoperative hemorrhage NOS  
Venotripsy

**Excludes:** control of hemorrhage (postoperative):

anus ([49.95](#))

bladder ([57.93](#))

following vascular procedure ([39.41](#))

nose ([21.00-21.09](#))

prostate ([60.94](#))

tonsil ([28.7](#))

that by:

ligation ([38.80-38.89](#))

suture ([39.30-39.32](#))

- 39.99** Other operations on vessels

**Excludes:** injection or infusion of therapeutic or prophylactic substance  
([99.11-99.29](#))

transfusion of blood and blood components ([99.01-99.09](#))



## 8. OPERATIONS ON THE HEMIC AND LYMPHATIC SYSTEM (40-41)

## 40 Operations on lymphatic system

## 40.0 Incision of lymphatic structures

## 40.1 Diagnostic procedures on lymphatic structures

40.11 Biopsy of lymphatic structure

40.19 Other diagnostic procedures on lymphatic structures

**Excludes:** *lymphangiogram:**abdominal (88.04)**cervical (87.08)**intrathoracic (87.34)**lower limb (88.36)**upper limb (88.34)**microscopic examination of specimen (90.71-90.79)**radioisotope scan (92.16)**thermography (88.89)*

## 40.2 Simple excision of lymphatic structure

**Excludes:** *biopsy of lymphatic structure (40.11)*

40.21 Excision of deep cervical lymph node

40.22 Excision of internal mammary lymph node

40.23 Excision of axillary lymph node

40.24 Excision of inguinal lymph node

40.29 Simple excision of other lymphatic structure

Excision of:

cystic hygroma

lymphangioma

Simple lymphadenectomy

## 40.3 Regional lymph node excision

Extended regional lymph node excision

Regional lymph node excision with excision of lymphatic drainage area including skin, subcutaneous tissue, and fat

## 40.4 Radical excision of cervical lymph nodes

Resection of cervical lymph nodes down to muscle and deep fascia

**Excludes:** *that associated with radical laryngectomy (30.4)*

40.40 Radical neck dissection, not otherwise specified

40.41 Radical neck dissection, unilateral

40.42 Radical neck dissection, bilateral

## 40.5 Radical excision of other lymph nodes

**Excludes:** *that associated with radical mastectomy (85.45-85.48)*40.50 Radical excision of lymph nodes, not otherwise specified  
Radical (lymph) node dissection NOS

40.51 Radical excision of axillary lymph nodes

40.52 Radical excision of periaortic lymph nodes

40.53 Radical excision of iliac lymph nodes

40.54 Radical groin dissection

40.59 Radical excision of other lymph nodes

*Excludes: radical neck dissection (40.40- 40.42)*

40.6 Operations on thoracic duct

40.61 Cannulation of thoracic duct

40.62 Fistulization of thoracic duct

40.63 Closure of fistula of thoracic duct

40.64 Ligation of thoracic duct

40.69 Other operations on thoracic duct

40.9 Other operations on lymphatic structures

Anastomosis of peripheral lymphatics

Dilation of peripheral lymphatics

Ligation of peripheral lymphatics

Obliteration of peripheral lymphatics

Reconstruction of peripheral lymphatics

Repair of peripheral lymphatics

Transplantation of peripheral lymphatics

Correction of lymphedema of limb, NOS

*Excludes: reduction of elephantiasis of scrotum (61.3)*

41 Operations on bone marrow and spleen

41.0 Bone marrow or hematopoietic stem cell transplant

Note: To report donor source --see codes [00.91- 00.93](#)

*Excludes: aspiration of bone marrow from donor (41.91)*

41.00 Bone marrow transplant, not otherwise specified

41.01 Autologous bone marrow transplant without purging

*Excludes: that with purging (41.09)*

41.02 Allogeneic bone marrow transplant with purging

Allograft of bone marrow with in vitro removal (purging) of T- cells

41.03 Allogeneic bone marrow transplant without purging

Allograft of bone marrow NOS

41.04 Autologous hematopoietic stem cell transplant without purging

*Excludes: that with purging (41.07)*

41.05 Allogeneic hematopoietic stem cell transplant without purging

*Excludes: that with purging (41.08)*

41.06 Cord blood stem cell transplant

41.07 Autologous hematopoietic stem cell transplant with purging  
Cell depletion

41.08 Allogeneic hematopoietic stem cell transplant  
Cell depletion

41.09 Autologous bone marrow transplant with purging  
With extracorporeal purging of malignant cells from marrow  
Cell depletion

41.1 Puncture of spleen

**Excludes:** *aspiration biopsy of spleen* ([41.32](#))

41.2 Splenotomy

41.3 Diagnostic procedures on bone marrow and spleen

41.31 Biopsy of bone marrow

41.32 Closed [aspiration] [percutaneous] biopsy of spleen

41.33 Open biopsy of spleen

41.38 Other diagnostic procedures on bone marrow

**Excludes:** *microscopic examination of specimen from bone marrow* ([90.61-90.69](#))  
*radioisotope scan* ([92.05](#))

41.39 Other diagnostic procedures on spleen

**Excludes:** *microscopic examination of specimen from spleen* ([90.61-90.69](#))  
*radioisotope scan* ([92.05](#))

41.4 Excision or destruction of lesion or tissue of spleen

Code also any application or administration of an adhesion barrier substance ([99.77](#))

**Excludes:** *excision of accessory spleen* ([41.93](#))

41.41 Marsupialization of splenic cyst

41.42 Excision of lesion or tissue of spleen

**Excludes:** *biopsy of spleen* ([41.32-41.33](#))

41.43 Partial splenectomy

41.5 Total splenectomy

Splenectomy NOS

Code also any application or administration of an adhesion barrier substance ([99.77](#))

41.9 Other operations on spleen and bone marrow

Code also any application or administration of an adhesion barrier substance ([99.77](#))

41.91 Aspiration of bone marrow from donor for transplant

**Excludes:** *biopsy of bone marrow* ([41.31](#))

41.92 Injection into bone marrow

**Excludes:** *bone marrow transplant* ([41.00-41.03](#))

41.93 Excision of accessory spleen

41.94 Transplantation of spleen

41.95 Repair and plastic operations on spleen

41.98 Other operations on bone marrow

41.99 Other operations on spleen

## 9. OPERATIONS ON THE DIGESTIVE SYSTEM (42-54)

## 42 Operations on esophagus

## 42.0 Esophagotomy

42.01 Incision of esophageal web

42.09 Other incision of esophagus

**Esophagotomy NOS****Excludes:** *esophagomyotomy (42.7)*  
*esophagostomy (42.10-42.19)*

## 42.1 Esophagostomy

42.10 Esophagostomy, not otherwise specified

42.11 Cervical esophagostomy

42.12 Exteriorization of esophageal pouch

42.19 Other external fistulization of esophagus

**Thoracic esophagostomy****Code also any resection (42.40-42.42)**

## 42.2 Diagnostic procedures on esophagus

42.21 Operative esophagoscopy by incision

42.22 Esophagoscopy through artificial stoma

**Excludes:** *that with biopsy (42.24)*

42.23 Other esophagoscopy

**Excludes:** *that with biopsy (42.24)*

42.24 Closed [endoscopic] biopsy of esophagus

**Brushing or washing for specimen collection****Esophagoscopy with biopsy****Suction biopsy of the esophagus****Excludes:** *esophagogastroduodenoscopy [EGD] with closed biopsy (45.16)*

42.25 Open biopsy of esophagus

42.29 Other diagnostic procedures on esophagus

**Excludes:** *barium swallow (87.61)*  
*esophageal manometry (89.32)*  
*microscopic examination of specimen from esophagus (90.81-90.89)*

## 42.3 Local excision or destruction of lesion or tissue of esophagus

42.31 Local excision of esophageal diverticulum

42.32 Local excision of other lesion or tissue of esophagus

**Excludes:** *biopsy of esophagus (42.24-42.25)*  
*esophageal fistulectomy (42.84)*

OPERATIONS ON THE DIGESTIVE SYSTEM (42-54)

**42.33** Endoscopic excision or destruction of lesion or tissue of esophagus

Ablation of esophageal neoplasm by endoscopic approach  
Control of esophageal bleeding by endoscopic approach  
Esophageal polypectomy by endoscopic approach  
Esophageal varices by endoscopic approach  
Injection of esophageal varices by endoscopic approach

*Excludes: biopsy of esophagus (42.24-42.25)  
fistulectomy (42.84)  
open ligation of esophageal varices (42.91)*

**42.39** Other destruction of lesion or tissue of esophagus

*Excludes: that by endoscopic approach (42.33)*

42.4 Excision of esophagus

*Excludes: esophagogastrectomy NOS (43.99)*

**42.40** Esophagectomy, not otherwise specified

**42.41** Partial esophagectomy

Code also any synchronous:

anastomosis other than end- to- end (42.51- 42.69)  
esophagostomy (42.10- 42.19)  
gastrostomy (43.11- 43.19)

**42.42** Total esophagectomy

Code also any synchronous:

gastrostomy (43.11- 43.19)  
interposition or anastomosis other than end- to- end (42.51- 42.69)

*Excludes: esophagogastrectomy (43.99)*

42.5 Intrathoracic anastomosis of esophagus

Code also any synchronous:

esophagectomy (42.40- 42.42)  
gastrostomy (43.1)

**42.51** Intrathoracic esophagoesophagostomy

**42.52** Intrathoracic esophagogastrostomy

**42.53** Intrathoracic esophageal anastomosis with interposition of small bowel

**42.54** Other intrathoracic esophagoenterostomy

**Anastomosis of esophagus to intestinal segment NOS**

**42.55** Intrathoracic esophageal anastomosis with interposition of colon

**42.56** Other intrathoracic esophagocolostomy

**Esophagocolostomy NOS**

**42.58** Intrathoracic esophageal anastomosis with other interposition

**Construction of artificial esophagus  
Retrosternal formation of reversed gastric tube**

**42.59** Other intrathoracic anastomosis of esophagus

42.6 Antesternal anastomosis of esophagus

Code also any synchronous:

esophagectomy ([42.40- 42.42](#))

gastrostomy ([43.1](#))

42.61 Antesternal esophagoesophagostomy

42.62 Antesternal esophagogastrostomy

42.63 Antesternal esophageal anastomosis with interposition of small bowel

42.64 Other antesternal esophagoenterostomy

**Antethoracic:**

**esophagoenterostomy**

**esophagoileostomy**

**esophagojejunostomy**

42.65 Antesternal esophageal anastomosis with interposition of colon

42.66 Other antesternal esophagocolostomy

**Antethoracic esophagocolostomy**

42.68 Other antesternal esophageal anastomosis with interposition

42.69 Other antesternal anastomosis of esophagus

42.7 Esophagomyotomy

42.8 Other repair of esophagus

42.81 Insertion of permanent tube into esophagus

42.82 Suture of laceration of esophagus

42.83 Closure of esophagostomy

42.84 Repair of esophageal fistula, not elsewhere classified

*Excludes: repair of fistula:*

*bronchoesophageal ([33.42](#))*

*esophagopleurocutaneous ([34.73](#))*

*pharyngoesophageal ([29.53](#))*

*tracheoesophageal ([31.73](#))*

42.85 Repair of esophageal stricture

42.86 Production of subcutaneous tunnel without esophageal anastomosis

42.87 Other graft of esophagus

*Excludes: antesternal esophageal anastomosis with interposition of:*

*colon ([42.65](#))*

*small bowel ([42.63](#))*

*antesternal esophageal anastomosis with other interposition ([42.68](#))*

*intrathoracic esophageal anastomosis with interposition of:*

*colon ([42.55](#))*

*small bowel ([42.53](#))*

*intrathoracic esophageal anastomosis with other interposition ([42.58](#))*

42.89 Other repair of esophagus

42.9 Other operations on esophagus

42.91 Ligation of esophageal varices

*Excludes: that by endoscopic approach (42.33)*

42.92 Dilation of esophagus

Dilation of cardiac sphincter

*Excludes: intubation of esophagus (96.03, 96.06-96.08)*

42.99 Other

*Excludes: insertion of Sengstaken tube (96.06)*

*intubation of esophagus (96.03, 96.06-96.08)*

*removal of intraluminal foreign body from esophagus without incision (98.02)*

*tamponade of esophagus (96.06)*

43 Incision and excision of stomach

Code also any application or administration of an adhesion barrier substance (99.77)

43.0 Gastrotomy

*Excludes: gastrostomy (43.11-43.19)*

*that for control of hemorrhage (44.49)*

43.1 Gastrostomy

43.11 Percutaneous [endoscopic] gastrostomy [PEG]

Percutaneous transabdominal gastrostomy

43.19 Other gastrostomy

*Excludes: percutaneous [endoscopic] gastrostomy [PEG] (43.11)*

43.3 Pyloromyotomy

43.4 Local excision or destruction of lesion or tissue of stomach

43.41 Endoscopic excision or destruction of lesion or tissue of stomach

Gastric polypectomy by endoscopic approach

Gastric varices by endoscopic approach

*Excludes: biopsy of stomach (44.14-44.15)*

*control of hemorrhage (44.43)*

*open ligation of gastric varices (44.91)*

43.42 Local excision of other lesion or tissue of stomach

*Excludes: biopsy of stomach (44.14-44.15)*

*gastric fistulectomy (44.62-44.63)*

*partial gastrectomy (43.5-43.89)*

43.49 Other destruction of lesion or tissue of stomach

*Excludes: that by endoscopic approach (43.41)*

43.5 Partial gastrectomy with anastomosis to esophagus

Proximal gastrectomy

- 43.6 Partial gastrectomy with anastomosis to duodenum
  - Billroth I operation**
  - Distal gastrectomy**
  - Gastropylorctomy**
- 43.7 Partial gastrectomy with anastomosis to jejunum
  - Billroth II operation**
- 43.8 Other partial gastrectomy
  - 43.81 Partial gastrectomy with jejunal transposition
    - Henley jejunal transposition operation**
    - Code also any synchronous intestinal resection ([45.51](#))
  - 43.89 Other
    - Partial gastrectomy with bypass gastrogastrostomy**
    - Sleeve resection of stomach**
- 43.9 Total gastrectomy
  - 43.91 Total gastrectomy with intestinal interposition
  - 43.99 Other total gastrectomy
    - Complete gastroduodenectomy**
    - Esophagoduodenostomy with complete gastrectomy**
    - Esophagogastrectomy NOS**
    - Esophagojejunostomy with complete gastrectomy**
    - Radical gastrectomy**
- 44 Other operations on stomach
 

Code also any application or administration of an adhesion barrier substance ([99.77](#))
- 44.0 Vagotomy
  - 44.00 Vagotomy, not otherwise specified
    - Division of vagus nerve NOS**
  - 44.01 Truncal vagotomy
  - 44.02 Highly selective vagotomy
    - Parietal cell vagotomy**
    - Selective proximal vagotomy**
  - 44.03 Other selective vagotomy
- 44.1 Diagnostic procedures on stomach
  - 44.11 Transabdominal gastroscopy
    - Intraoperative gastroscopy**
    - Excludes: that with biopsy ([44.14](#))*
  - 44.12 Gastroscopy through artificial stoma
    - Excludes: that with biopsy ([44.14](#))*
  - 44.13 Other gastroscopy
    - Excludes: that with biopsy ([44.14](#))*
  - 44.14 Closed [endoscopic] biopsy of stomach
    - Brushing or washing for specimen collection**
    - Excludes: esophagogastroduodenoscopy [EGD] with closed biopsy ([45.16](#))*



OPERATIONS ON THE DIGESTIVE SYSTEM (42-54)

- 44.15 Open biopsy of stomach
- 44.19 Other diagnostic procedures on stomach
  - Excludes: gastric lavage (96.33)*
  - microscopic examination of specimen from stomach (90.81-90.89)*
  - upper GI series (87.62)*

44.2 Pyloroplasty

- 44.21 Dilation of pylorus by incision
- 44.22 Endoscopic dilation of pylorus
  - Dilation with balloon endoscope
  - Endoscopic dilation of gastrojejunostomy site
- 44.29 Other pyloroplasty
  - Pyloroplasty NOS
  - Revision of pylorus

44.3 Gastroenterostomy without gastrectomy

- 44.31 High gastric bypass
  - Printen and Mason gastric bypass
- 44.32 Percutaneous [endoscopic] gastrojejunostomy <sup>®</sup>
  - Bypass:
    - gastroduodenostomy
    - PEGJJ
  - Excludes: percutaneous (endoscopic) feeding jejunostomy (46.32)*
- 44.38 Laparoscopic gastroenterostomy
  - Bypass:
    - gastroduodenostomy
    - gastroenterostomy
    - gastrogastrostomy
  - Laparoscopic gastrojejunostomy without gastrectomy NEC
  - Excludes: gastroenterostomy, open approach (44.39)*
- 44.39 Other gastroenterostomy
  - Bypass:
    - gastroduodenostomy
    - gastroenterostomy
    - gastrogastrostomy
  - Gastrojejunostomy without gastrectomy NOS

44.4 Control of hemorrhage and suture of ulcer of stomach or duodenum

- 44.40 Suture of peptic ulcer, not otherwise specified
- 44.41 Suture of gastric ulcer site
  - Excludes: ligation of gastric varices (44.91)*
- 44.42 Suture of duodenal ulcer site
- 44.43 Endoscopic control of gastric or duodenal bleeding
- 44.44 Transcatheter embolization for gastric or duodenal bleeding
  - Excludes: surgical occlusion of abdominal vessels (38.86-38.87)*

- 44.49 Other control of hemorrhage of stomach or duodenum  
That with gastrotomy
- 44.5** Revision of gastric anastomosis  
Closure of:  
gastric anastomosis  
gastroduodenostomy  
gastrojejunosomy  
Pantaloon operation
- 44.6 Other repair of stomach
- 44.61** Suture of laceration of stomach  
*Excludes: that of ulcer site (44.41)*
- 44.62** Closure of gastrostomy
- 44.63** Closure of other gastric fistula  
Closure of:  
gastrocolic fistula  
gastrojejunocolic fistula
- 44.64** Gastropexy
- 44.65** Esophagogastroplasty  
Belsey operation  
Esophagus and stomach cardioplasty
- 44.66** Other procedures for creation of esophagogastric sphincteric competence  
Fundoplication  
Gastric cardioplasty  
Nissen's fundoplication  
Restoration of cardio- esophageal angle  
*Excludes: that by laparoscopy (44.67)*
- 44.67** Laparoscopic procedures for creation of esophagogastric sphincteric competence  
Fundoplication  
Gastric cardioplasty  
Nissen's fundoplication  
Restoration of cardio- esophageal angle
- 44.68** Laparoscopic gastroplasty  
Banding  
Silastic vertical banding  
Vertical banded gastroplasty (VBG)  
Code also any synchronous laparoscopic gastroenterostomy (44.38)  
*Excludes: insertion, laparoscopic adjustable gastric band (restrictive procedure) (44.95)  
other repair of stomach, open approach (44.61-44.65, 44.69)*
- 44.69** Other  
Inversion of gastric diverticulum  
Repair of stomach NOS

44.9 Other operations on stomach

- 44.91 Ligation of gastric varices  
*Excludes: that by endoscopic approach (43.41)*
- 44.92 Intraoperative manipulation of stomach  
**Reduction of gastric volvulus**
- 44.93 Insertion of gastric bubble (balloon)
- 44.94 Removal of gastric bubble (balloon)
- 44.95 Laparoscopic gastric restrictive procedure  
**Adjustable gastric band and port insertion**  
*Excludes: laparoscopic gastroplasty (44.68)  
other repair of stomach (44.69)*
- 44.96 Laparoscopic revision of gastric restrictive procedure  
**Revision or replacement of:  
adjustable gastric band  
subcutaneous gastric port device**
- 44.97 Laparoscopic removal of gastric restrictive device(s)  
**Removal of either or both:  
adjustable gastric band  
subcutaneous port device**  
*Excludes: nonoperative removal of gastric restrictive device(s) (97.86)  
open removal of gastric restrictive device(s) (44.99)*
- 44.98 (Laparoscopic) adjustment of size of adjustable gastric restrictive device  
**Infusion of saline for device tightening  
Withdrawal of saline for device loosening  
Code also any:  
abdominal ultrasound (88.76)  
abdominal wall fluoroscopy (88.09)  
barium swallow (87.61)**
- 44.99 Other  
*Excludes: change of gastrostomy tube (97.02)  
dilation of cardiac sphincter (42.92)  
gastric:  
cooling (96.31)  
freezing (96.32)  
gavage (96.35)  
hypothermia (96.31)  
lavage (96.33)  
insertion of nasogastric tube (96.07)  
irrigation of gastrostomy (96.36)  
irrigation of nasogastric tube (96.34)  
removal of:  
gastrostomy tube (97.51)  
intraluminal foreign body from stomach without incision  
(98.03)  
replacement of:  
gastrostomy tube (97.02)  
(naso-)gastric tube (97.01)*

45 Incision, excision, and anastomosis of intestine

Code also any application or administration of an adhesion barrier substance  
(99.77)

45.0 Enterotomy

*Excludes: duodenocholedochotomy (51.41-51.42, 51.51)  
that for destruction of lesion (45.30-45.34)  
that of exteriorized intestine (46.14, 46.24, 46.31)*

45.00 Incision of intestine, not otherwise specified

45.01 Incision of duodenum

45.02 Other incision of small intestine

45.03 Incision of large intestine

*Excludes: proctotomy (48.0)*

45.1 Diagnostic procedures on small intestine

Code also any laparotomy (54.11- 54.19)

45.11 Transabdominal endoscopy of small intestine  
Intraoperative endoscopy of small intestine

*Excludes: that with biopsy (45.14)*

45.12 Endoscopy of small intestine through artificial stoma

*Excludes: that with biopsy (45.14)*

45.13 Other endoscopy of small intestine  
Esophagogastroduodenoscopy [EGD]

*Excludes: that with biopsy (45.14, 45.16)*

45.14 Closed [endoscopic] biopsy of small intestine  
Brushing or washing for specimen collection

*Excludes: esophagogastroduodenoscopy [EGD] with closed biopsy (45.16)*

45.15 Open biopsy of small intestine

45.16 Esophagogastroduodenoscopy [EGD] with closed biopsy  
Biopsy of one or more sites involving esophagus, stomach, and/or  
duodenum

45.19 Other diagnostic procedures on small intestine

*Excludes: microscopic examination of specimen from small intestine  
(90.91-90.99)  
radioisotope scan (92.04)  
ultrasonography (88.74)  
x-ray (87.61-87.69)*

45.2 Diagnostic procedures on large intestine

Code also any laparotomy (54.11- 54.19)

45.21 Transabdominal endoscopy of large intestine  
Intraoperative endoscopy of large intestine

*Excludes: that with biopsy (45.25)*

45.22 Endoscopy of large intestine through artificial stoma

*Excludes: that with biopsy (45.25)*

- 45.23 Colonoscopy  
Flexible fiberoptic colonoscopy  
*Excludes: endoscopy of large intestine through artificial stoma (45.22)  
flexible sigmoidoscopy (45.24)  
rigid proctosigmoidoscopy (48.23)  
transabdominal endoscopy of large intestine (45.21)*
- 45.24 Flexible sigmoidoscopy  
Endoscopy of descending colon  
*Excludes: rigid proctosigmoidoscopy (48.23)*
- 45.25 Closed [endoscopic] biopsy of large intestine  
Biopsy, closed, of unspecified intestinal site  
Brushing or washing for specimen collection  
Colonoscopy with biopsy  
*Excludes: proctosigmoidoscopy with biopsy (48.24)*
- 45.26 Open biopsy of large intestine
- 45.27 Intestinal biopsy, site unspecified
- 45.28 Other diagnostic procedures on large intestine
- 45.29 Other diagnostic procedures on intestine, site unspecified  
*Excludes: microscopic examination of specimen (90.91-90.99)  
scan and radioisotope function study (92.04)  
ultrasonography (88.74)  
x-ray (87.61-87.69)*
- 45.3 Local excision or destruction of lesion or tissue of small intestine
- 45.30 Endoscopic excision or destruction of lesion of duodenum  
*Excludes: biopsy of duodenum (45.14-45.15)  
control of hemorrhage (44.43)  
fistulectomy (46.72)*
- 45.31 Other local excision of lesion of duodenum  
*Excludes: biopsy of duodenum (45.14-45.15)  
fistulectomy (46.72)  
multiple segmental resection (45.61)  
that by endoscopic approach (45.30)*
- 45.32 Other destruction of lesion of duodenum  
*Excludes: that by endoscopic approach (45.30)*
- 45.33 Local excision of lesion or tissue of small intestine, except duodenum  
Excision of redundant mucosa of ileostomy  
*Excludes: biopsy of small intestine (45.14-45.15)  
fistulectomy (46.74)  
multiple segmental resection (45.61)*
- 45.34 Other destruction of lesion of small intestine, except duodenum

45.4 Local excision or destruction of lesion or tissue of large intestine

45.41 Excision of lesion or tissue of large intestine <sup>®</sup>  
 Excision of redundant mucosa of colostomy  
*Excludes:* biopsy of large intestine (45.25-45.27)  
 endoscopic polypectomy of large intestine (45.42)  
 fistulectomy (46.76)  
 multiple segmental resection (17.31, 45.71)  
 that by endoscopic approach (45.42-45.43)

45.42 Endoscopic polypectomy of large intestine  
*Excludes:* that by open approach (45.41)

45.43 Endoscopic destruction of other lesion or tissue of large intestine  
 Endoscopic ablation of tumor of large intestine  
 Endoscopic control of colonic bleeding  
*Excludes:* endoscopic polypectomy of large intestine (45.42)

45.49 Other destruction of lesion of large intestine  
*Excludes:* that by endoscopic approach (45.43)

45.5 Isolation of intestinal segment

Code also any synchronous:  
 anastomosis other than end- to- end (45.90- 45.94)  
 enterostomy (46.10- 46.39)

45.50 Isolation of intestinal segment, not otherwise specified  
 Isolation of intestinal pedicle flap  
 Reversal of intestinal segment

45.51 Isolation of segment of small intestine  
 Isolation of ileal loop  
 Resection of small intestine for interposition

45.52 Isolation of segment of large intestine  
 Resection of colon for interposition

45.6 Other excision of small intestine <sup>®</sup>

Code also any synchronous:  
 anastomosis other than end- to- end (45.90- 45.93, 45.95)  
 colostomy (46.10- 46.13)  
 enterostomy (46.10- 46.39)

*Excludes:* cecectomy (17.32, 45.72)  
 Enterocolectomy (17.39, 45.79)  
 gastroduodenectomy (43.6-43.99)  
 ileocolectomy (17.33, 45.73)  
 pancreatoduodenectomy (52.51-52.7)

45.61 Multiple segmental resection of small intestine  
 Segmental resection for multiple traumatic lesions of small intestine

45.62 Other partial resection of small intestine <sup>®</sup>  
 Duodenectomy  
 Ileectomy  
 Jejunectomy

*Excludes:* duodenectomy with synchronous pancreatotomy (52.51-52.7)  
 resection of cecum and terminal ileum (17.32, 45.72)

45.63 Total removal of small intestine

45.7 Open and other partial excision of large intestine 


Code also any synchronous:


anastomosis other than end- to- end ([45.92- 45.94](#))

enterostomy ([46.10- 46.39](#))


*Excludes:* laparoscopic partial excision of large intestine ([17.31 -17.39](#))

45.71 Open and other multiple segmental resection of large intestine   
Segmental resection for multiple traumatic lesions of large intestine

45.72 Open and other cecectomy   
Resection of cecum and terminal ileum

45.73 Open and other right hemicolectomy   
Ileocelectomy  
Right radical colectomy

45.74 Open and other resection of transverse colon 

45.75 Open and other left hemicolectomy   
*Excludes:* proctosigmoidectomy ([48.41-48.69](#))  
second stage Mikulicz operation ([46.04](#))


45.76 Open and other sigmoidectomy 

45.79 Other and unspecified partial excision of large intestine   
Enterocolectomy NEC

45.8 Total intra-abdominal colectomy  
Excision of cecum, colon, and sigmoid

*Excludes:* coloproctectomy ([48.41-48.69](#))

45.81 Laparoscopic total intra-abdominal colectomy 

45.82 Open total intra-abdominal colectomy 

45.83 Other and unspecified total intra-abdominal colectomy 

45.9 Intestinal anastomosis

Code also any synchronous resection ([45.31- 45.8](#), [48.41- 48.69](#))

*Excludes:* end-to-end anastomosis --omit code

45.90 Intestinal anastomosis, not otherwise specified

45.91 Small-to-small intestinal anastomosis

45.92 Anastomosis of small intestine to rectal stump  
Hampton procedure

45.93 Other small-to-large intestinal anastomosis

45.94 Large-to-large intestinal anastomosis

*Excludes:* rectorectostomy ([48.74](#))

45.95 Anastomosis to anus  
Formation of endorectal ileal pouch (H- pouch) (J- pouch)  
(S- pouch) with anastomosis of small intestine to anus

46 Other operations on intestine

Code also any application or administration of an adhesion barrier substance  
(99.77)

46.0 Exteriorization of intestine

Includes: loop enterostomy  
multiple stage resection of intestine

46.01 Exteriorization of small intestine  
Loop ileostomy

46.02 Resection of exteriorized segment of small intestine

46.03 Exteriorization of large intestine  
Exteriorization of intestine NOS  
First stage Mikulicz exteriorization of intestine  
Loop colostomy

46.04 Resection of exteriorized segment of large intestine  
Resection of exteriorized segment of intestine NOS  
Second stage Mikulicz operation

46.1 Colostomy

Code also any synchronous resection (45.49, 45.71-45.79, 45.8)

*Excludes: loop colostomy (46.03)  
that with abdominoperineal resection of rectum (48.5)  
that with synchronous anterior rectal resection (48.62)*

46.10 Colostomy, not otherwise specified

46.11 Temporary colostomy

46.13 Permanent colostomy

46.14 Delayed opening of colostomy

46.2 Ileostomy

Code also any synchronous resection (45.34, 45.61-45.63)

*Excludes: loop ileostomy (46.01)*

46.20 Ileostomy, not otherwise specified

46.21 Temporary ileostomy

46.22 Continent ileostomy

46.23 Other permanent ileostomy

46.24 Delayed opening of ileostomy

46.3 Other enterostomy

Code also any synchronous resection (45.61-45.8)

46.31 Delayed opening of other enterostomy

46.32 Percutaneous (endoscopic) jejunostomy [PEJ] ®

Endoscopic conversion of gastrostomy to jejunostomy

Percutaneous (endoscopic) feeding enterostomy

*Excludes: percutaneous [endoscopic] gastrojejunostomy (bypass)  
(44.32)*



46.39 Other  
**Duodenostomy**  
**Feeding enterostomy**

46.4 Revision of intestinal stoma

46.40 Revision of intestinal stoma, not otherwise specified  
**Plastic enlargement of intestinal stoma**  
**Reconstruction of stoma of intestine**  
**Release of scar tissue of intestinal stoma**

*Excludes: excision of redundant mucosa (45.41)*

46.41 Revision of stoma of small intestine

*Excludes: excision of redundant mucosa (45.33)*

46.42 Repair of pericostomy hernia

46.43 Other revision of stoma of large intestine

*Excludes: excision of redundant mucosa (45.41)*

46.5 Closure of intestinal stoma

**Code also any synchronous resection (45.34, 45.49, 45.61-45.8)**

46.50 Closure of intestinal stoma, not otherwise specified

46.51 Closure of stoma of small intestine

46.52 Closure of stoma of large intestine  
**Closure or take-down of:**

**cecostomy**  
**colostomy**  
**sigmoidostomy**

46.6 Fixation of intestine

46.60 Fixation of intestine, not otherwise specified  
**Fixation of intestine to abdominal wall**

46.61 Fixation of small intestine to abdominal wall  
**Ileopexy**

46.62 Other fixation of small intestine  
**Noble plication of small intestine**  
**Plication of jejunum**

46.63 Fixation of large intestine to abdominal wall  
**Cecocoloplicopexy**  
**Sigmoidopexy (Moschowitz)**

46.64 Other fixation of large intestine  
**Cecofixation**  
**Colofixation**

46.7 Other repair of intestine

*Excludes: closure of:*  
*ulcer of duodenum (44.42)*  
*vesicoenteric fistula (57.83)*

46.71 Suture of laceration of duodenum

46.72 Closure of fistula of duodenum

46.73 Suture of laceration of small intestine, except duodenum

46.74 Closure of fistula of small intestine, except duodenum

*Excludes: closure of:*

*artificial stoma (46.51)*

*vaginal fistula (70.74)*

*repair of gastrojejunal colic fistula (44.63)*

46.75 Suture of laceration of large intestine

46.76 Closure of fistula of large intestine

*Excludes: closure of:*

*gastrocolic fistula (44.63)*

*rectal fistula (48.73)*

*sigmoidovesical fistula (57.83)*

*stoma (46.52)*

*vaginal fistula (70.72-70.73)*

*vesicocolic fistula (57.83)*

*vesicosigmoidovaginal fistula (57.83)*

46.79 Other repair of intestine

Duodenoplasty

#### 46.8 Dilation and manipulation of intestine

46.80 Intra-abdominal manipulation of intestine, not otherwise specified

Correction of intestinal malrotation

Reduction of:

intestinal torsion

intestinal volvulus

intussusception

*Excludes: reduction of intussusception with:*

*fluoroscopy (96.29)*

*ionizing radiation enema (96.29)*

*ultrasonography guidance (96.29)*

46.81 Intra-abdominal manipulation of small intestine

46.82 Intra-abdominal manipulation of large intestine

46.85 Dilation of intestine <sup>®</sup>

Dilation (balloon) of duodenum

Dilation (balloon) of jejunum

Endoscopic dilation (balloon) of large intestine

That through rectum or colostomy

*Excludes: with insertion of colonic stent (46.86- 46.87)*

46.86 Endoscopic insertion of colonic stent(s) <sup>⚡</sup>

Colonoscopy (flexible) (through stoma) with transendoscopic stent placement

Combined with fluoroscopic- guided insertion

Stent endoprosthesis of colon

Through the scope [TTS] technique

*Excludes: other non-endoscopic insertion of colonic stent (46.87)*

46.87 Other insertion of colonic stent(s) 

Includes: that by:

- fluoroscopic guidance only
- rectal guiding tube
- Non- endoscopic insertion

Code also any synchronous diagnostic procedure(s)

**Excludes:** *endoscopic insertion of colonic stent* (46.86)

#### 46.9 Other operations on intestines

46.91 Myotomy of sigmoid colon

46.92 Myotomy of other parts of colon

46.93 Revision of anastomosis of small intestine

46.94 Revision of anastomosis of large intestine

46.95 Local perfusion of small intestine

Code also substance perfused (99.21- 99.29)

46.96 Local perfusion of large intestine

Code also substance perfused (99.21- 99.29)

46.97 Transplant of intestine

Note: To report donor source --see codes [00.91- 00.93](#)

46.99 Other

Ileoentrectomy

**Excludes:** *diagnostic procedures on intestine* (45.11-45.29)

*dilation of enterostomy stoma* (96.24)

*intestinal intubation* (96.08)

*removal of:*

*intraluminal foreign body from large intestine without incision*

(98.04)

*intraluminal foreign body from small intestine without*

*incision* (98.03)

*tube from large intestine* (97.53)

*tube from small intestine* (97.52)

*replacement of:*

*large intestine tube or enterostomy device* (97.04)

*small intestine tube or enterostomy device* (97.03)

#### 47 Operations on appendix

Includes: appendiceal stump

Code also any application or administration of an adhesion barrier substance  
(99.77)

#### 47.0 Appendectomy

**Excludes:** *incidental appendectomy, so described*

*laparoscopic* (47.11)

*other* (47.19)

47.01 Laparoscopic appendectomy

47.09 Other appendectomy

- 47.1 Incidental appendectomy
- 47.11 Laparoscopic incidental appendectomy
  - 47.19 Other incidental appendectomy
- 47.2 Drainage of appendiceal abscess  
*Excludes: that with appendectomy (47.0)*
- 47.9 Other operations on appendix
- 47.91 Appendicostomy
  - 47.92 Closure of appendiceal fistula
  - 47.99 Other  
Anastomosis of appendix  
*Excludes: diagnostic procedures on appendix (45.21-45.29)*
- 48 Operations on rectum, rectosigmoid and perirectal tissue  
Code also any application or administration of an adhesion barrier substance  
(99.77)
- 48.0 Proctotomy  
Decompression of imperforate anus  
Panas' operation [linear proctotomy]  
*Excludes: incision of perirectal tissue (48.81)*
- 48.1 Proctostomy
- 48.2 Diagnostic procedures on rectum, rectosigmoid and perirectal tissue
- 48.21 Transabdominal proctosigmoidoscopy  
Intraoperative proctosigmoidoscopy  
*Excludes: that with biopsy (48.24)*
  - 48.22 Proctosigmoidoscopy through artificial stoma  
*Excludes: that with biopsy (48.24)*
  - 48.23 Rigid proctosigmoidoscopy  
*Excludes: flexible sigmoidoscopy (45.24)*
  - 48.24 Closed [endoscopic] biopsy of rectum  
Brushing or washing for specimen collection  
Proctosigmoidoscopy with biopsy
  - 48.25 Open biopsy of rectum
  - 48.26 Biopsy of perirectal tissue
  - 48.29 Other diagnostic procedures on rectum, rectosigmoid and perirectal tissue  
*Excludes: digital examination of rectum (89.34)  
lower GI series (87.64)  
microscopic examination of specimen from rectum  
(90.91-90.99)*



OPERATIONS ON THE DIGESTIVE SYSTEM (42-54)

48.3 Local excision or destruction of lesion or tissue of rectum

- 48.31 Radical electrocoagulation of rectal lesion or tissue
- 48.32 Other electrocoagulation of rectal lesion or tissue
- 48.33 Destruction of rectal lesion or tissue by laser
- 48.34 Destruction of rectal lesion or tissue by cryosurgery
- 48.35 Local excision of rectal lesion or tissue

*Excludes: biopsy of rectum (48.24-48.25)  
excision of perirectal tissue (48.82)  
hemorrhoidectomy (49.46)  
[endoscopic] polypectomy of rectum (48.36)  
rectal fistulectomy (48.73)*

48.36 [Endoscopic] polypectomy of rectum

48.4 Pull-through resection of rectum

Code also any synchronous anastomosis other than end-to-end  
(45.90, 45.92-45.95)


48.40 Pull-through resection of rectum, not otherwise specified   
Pull-through resection NOS

*Excludes: abdominoperineal pull-through NOS (48.50)*

48.41 Soave submucosal resection of rectum  
Endorectal pull-through operation

48.42 Laparoscopic pull-through resection of rectum 

48.43 Open pull-through resection of rectum 

48.49 Other pull-through resection of rectum   
Abdominoperineal pull-through  
Altemeier operation  
Swenson proctectomy


*Excludes: Duhamel abdominoperineal pull through (48.65)  
laparoscopic pull-through resection of rectum (48.42)  
open pull-through resection of rectum (48.43)  
pull-through resection of rectum, not otherwise specified  
(48.40)*

48.5 Abdominoperineal resection of rectum

Includes: with synchronous colostomy  
Combined abdominoendorectal resection  
Complete proctectomy


Code also any synchronous anastomosis other than end-to-end  
(45.90, 45.92-45.95)

*Excludes: Duhamel abdominoperineal pull-through (48.65)  
that as part of pelvic exenteration (68.8)*

48.50 Abdominoperineal resection of the rectum, not otherwise specified 

48.51 Laparoscopic abdominoperineal resection of the rectum 

48.52 Open abdominoperineal resection of the rectum 

- 48.59 Other abdominoperineal resection of the rectum   
*Excludes: abdominoperineal resection of the rectum, NOS (48.50)  
 laparoscopic abdominoperineal resection of the rectum (48.51)  
 open abdominoperineal resection of the rectum (48.52)*


48.6 Other resection of rectum

Code also any synchronous anastomosis other than end- to- end  
[\(45.90, 45.92- 45.95\)](#)

- 48.61 Transsacral rectosigmoidectomy  
 48.62 Anterior resection of rectum with synchronous colostomy  
 48.63 Other anterior resection of rectum  
*Excludes: that with synchronous colostomy (48.62)*  
 48.64 Posterior resection of rectum  
 48.65 Duhamel resection of rectum  
 Duhamel abdominoperineal pull- through  
 48.69 Other  
 Partial proctectomy  
 Rectal resection NOS

48.7 Repair of rectum 

*Excludes: repair of:  
 current obstetric laceration (75.62)  
 vaginal rectocele (70.50, 70.52, 70.53, 70.55)*

- 48.71 Suture of laceration of rectum  
 48.72 Closure of proctostomy  
 48.73 Closure of other rectal fistula  
*Excludes: fistulectomy:  
 perirectal (48.93)  
 rectourethral (58.43)  
 rectovaginal (70.73)  
 rectovesical (57.83)  
 rectovesicovaginal (57.83)*  
 48.74 Rectorectostomy   
 Rectal anastomosis NOS  
 Stapled transanal rectal resection (STARR)  
 48.75 Abdominal proctopexy  
 Frickman procedure  
 Ripstein repair of rectal prolapse  
 48.76 Other proctopexy  
 Delorme repair of prolapsed rectum  
 Proctosigmoidopexy  
 Puborectalis sling operation  
*Excludes: manual reduction of rectal prolapse (96.26)*

48.79 Other repair of rectum  
 Repair of old obstetric laceration of rectum

*Excludes: anastomosis to:*  
     *large intestine (45.94)*  
     *small intestine (45.92-45.93)*  
*repair of:*  
     *current obstetric laceration (75.62)*  
     *vaginal rectocele (70.50, 70.52)*

48.8 Incision or excision of perirectal tissue or lesion

**Includes:** *pelvirectal tissue*  
             *rectovaginal septum*

48.81 Incision of perirectal tissue  
 Incision of rectovaginal septum

48.82 Excision of perirectal tissue  
*Excludes: perirectal biopsy (48.26)*  
             *perirectofistulectomy (48.93)*  
             *rectal fistulectomy (48.73)*

48.9 Other operations on rectum and perirectal tissue

48.91 Incision of rectal stricture

48.92 Anorectal myectomy

48.93 Repair of perirectal fistula  
*Excludes: that opening into rectum (48.73)*

48.99 Other  
*Excludes: digital examination of rectum (89.34)*  
             *dilation of rectum (96.22)*  
             *insertion of rectal tube (96.09)*  
             *irrigation of rectum (96.38-96.39)*  
             *manual reduction of rectal prolapse (96.26)*  
             *proctoclysis (96.37)*  
             *rectal massage (99.93)*  
             *rectal packing (96.19)*  
             *removal of:*  
                 *impacted feces (96.38)*  
                 *intraluminal foreign body from rectum without incision*  
                     *(98.05)*  
                 *rectal packing (97.59)*  
                 *transanal enema (96.39)*

49 Operations on anus

**Code also any application or administration of an adhesion barrier substance**  
     **(99.77)**

49.0 Incision or excision of perianal tissue

49.01 Incision of perianal abscess

49.02 Other incision of perianal tissue  
 Undercutting of perianal tissue

*Excludes: anal fistulotomy (49.11)*

ICD-9-CM TABULAR LIST OF PROCEDURES (FY10)

- 49.03 Excision of perianal skin tags
- 49.04 Other excision of perianal tissue  
*Excludes: anal fistulectomy (49.12)  
biopsy of perianal tissue (49.22)*
- 49.1 Incision or excision of anal fistula  
*Excludes: closure of anal fistula (49.73)*
- 49.11 Anal fistulotomy
- 49.12 Anal fistulectomy
- 49.2 Diagnostic procedures on anus and perianal tissue
- 49.21 Anoscopy
- 49.22 Biopsy of perianal tissue
- 49.23 Biopsy of anus
- 49.29 Other diagnostic procedures on anus and perianal tissue  
*Excludes: microscopic examination of specimen from anus  
(90.91-90.99)*
- 49.3 Local excision or destruction of other lesion or tissue of anus  
Anal cryptotomy  
Cauterization of lesion of anus  
*Excludes: biopsy of anus (49.23)  
control of (postoperative) hemorrhage of anus (49.95)  
hemorrhoidectomy (49.46)*
- 49.31 Endoscopic excision or destruction of lesion or tissue of anus
- 49.39 Other local excision or destruction of lesion or tissue of anus  
*Excludes: that by endoscopic approach (49.31)*
- 49.4 Procedures on hemorrhoids
- 49.41 Reduction of hemorrhoids
- 49.42 Injection of hemorrhoids
- 49.43 Cauterization of hemorrhoids  
Clamp and cautery of hemorrhoids
- 49.44 Destruction of hemorrhoids by cryotherapy
- 49.45 Ligation of hemorrhoids
- 49.46 Excision of hemorrhoids  
Hemorrhoidectomy NOS
- 49.47 Evacuation of thrombosed hemorrhoids
- 49.49 Other procedures on hemorrhoids  
Lord procedure
- 49.5 Division of anal sphincter
- 49.51 Left lateral anal sphincterotomy
- 49.52 Posterior anal sphincterotomy
- 49.59 Other anal sphincterotomy  
Division of sphincter NOS



49.6 Excision of anus

49.7 Repair of anus

**Excludes:** *repair of current obstetric laceration (75.62)*

49.71 Suture of laceration of anus

49.72 Anal cerclage

49.73 Closure of anal fistula

**Excludes:** *excision of anal fistula (49.12)*

49.74 Gracilis muscle transplant for anal incontinence

49.75 Implantation or revision of artificial anal sphincter  
Removal with subsequent replacement  
Replacement during same or subsequent operative episode

49.76 Removal of artificial anal sphincter  
Explantation or removal without replacement

**Excludes:** *revision with implantation during same operative episode (49.75)*

49.79 Other repair of anal sphincter  
Repair of old obstetric laceration of anus

**Excludes:** *anoplasty with synchronous hemorrhoidectomy (49.46)  
repair of current obstetric laceration (75.62)*

49.9 Other operations on anus

**Excludes:** *dilation of anus (sphincter) (96.23)*

49.91 Incision of anal septum

49.92 Insertion of subcutaneous electrical anal stimulator

49.93 Other incision of anus  
Removal of:  
foreign body from anus with incision  
seton from anus

**Excludes:** *anal fistulotomy (49.11)  
removal of intraluminal foreign body without incision (98.05)*

49.94 Reduction of anal prolapse

**Excludes:** *manual reduction of rectal prolapse (96.26)*

49.95 Control of (postoperative) hemorrhage of anus

49.99 Other

50 Operations on liver

Code also any application or administration of an adhesion barrier substance  
(99.77)

50.0 Hepatotomy

Incision of abscess of liver  
Removal of gallstones from liver  
Stromeyer- Little operation

50.1 Diagnostic procedures on liver

50.11 Closed (percutaneous) [needle] biopsy of liver  
Diagnostic aspiration of liver


50.12 Open biopsy of liver  
Wedge biopsy

50.13 Transjugular liver biopsy   
Transvenous liver biopsy

*Excludes:* closed (percutaneous) [needle] biopsy of liver (50.11)  
laparoscopic liver biopsy (50.14)

50.14 Laparoscopic liver biopsy 

*Excludes:* closed (percutaneous) [needle] biopsy of liver (50.11)  
open biopsy of liver (50.12)  
transjugular liver biopsy (50.13)

50.19 Other diagnostic procedures on liver 

*Excludes:* liver scan and radioisotope function study (92.02)  
microscopic examination of specimen from liver (91.01-91.09)  
laparoscopic liver biopsy (50.14)  
transjugular liver biopsy (50.13)

50.2 Local excision or destruction of liver tissue or lesion

50.21 Marsupialization of lesion of liver

50.22 Partial hepatectomy  
Wedge resection of liver

*Excludes:* biopsy of liver (50.11-50.12)  
hepatic lobectomy (50.3)

50.23 Open ablation of liver lesion or tissue

50.24 Percutaneous ablation of liver lesion or tissue

50.25 Laparoscopic ablation of liver lesion or tissue

50.26 Other and unspecified ablation of liver lesion or tissue

50.29 Other destruction of lesion of liver 

Cauterization of hepatic lesion  
Enucleation of hepatic lesion  
Evacuation of hepatic lesion

*Excludes:* ablation of liver lesion or tissue  
laparoscopic (50.25)  
open (50.23)  
other (50.26)  
percutaneous (50.24)

OPERATIONS ON THE DIGESTIVE SYSTEM (42-54)

*percutaneous aspiration of lesion (50.91)*  
*laser interstitial thermal therapy [LITT] of lesion or tissue of liver under guidance (17.63)*

50.3 Lobectomy of liver

Total hepatic lobectomy with partial excision of other lobe

50.4 Total hepatectomy

50.5 Liver transplant

Note: To report donor source --see codes [00.91-00.93](#)

50.51 Auxiliary liver transplant

Auxiliary hepatic transplantation leaving patient's own liver in situ

50.59 Other transplant of liver

50.6 Repair of liver

50.61 Closure of laceration of liver

50.69 Other repair of liver

Hepatopexy

50.9 Other operations on liver

*Excludes: lysis of adhesions (54.5)*

50.91 Percutaneous aspiration of liver

*Excludes: percutaneous biopsy (50.11)*

50.92 Extracorporeal hepatic assistance

Liver dialysis

50.93 Localized perfusion of liver

50.94 Other injection of therapeutic substance into liver

50.99 Other

51 Operations on gallbladder and biliary tract

Includes: operations on:

ampulla of Vater  
common bile duct  
cystic duct  
hepatic duct  
intrahepatic bile duct  
sphincter of Oddi

Code also any application or administration of an adhesion barrier substance  
[\(99.77\)](#)

51.0 Cholecystotomy and cholecystostomy

51.01 Percutaneous aspiration of gallbladder

Percutaneous cholecystotomy for drainage

That by: needle or catheter

*Excludes: needle biopsy (51.12)*

51.02 Trocar cholecystostomy

51.03 Other cholecystostomy

51.04 Other cholecystotomy  
Cholelithotomy NOS

51.1 Diagnostic procedures on biliary tract

*Excludes: that for endoscopic procedures classifiable to [51.64](#), [51.84-51.88](#), [52.14](#), [52.21](#), [52.93-52.94](#), [52.97-52.98](#)*

51.10 Endoscopic retrograde cholangiopancreatography [ERCP]

*Excludes: endoscopic retrograde:  
cholangiography [ERC] ([51.11](#))  
pancreatography [ERP] ([52.13](#))*

51.11 Endoscopic retrograde cholangiography [ERC]  
Laparoscopic exploration of common bile duct

*Excludes: endoscopic retrograde:  
cholangiopancreatography [ERCP] ([51.10](#))  
pancreatography [ERP] ([52.13](#))*

51.12 Percutaneous biopsy of gallbladder or bile ducts  
Needle biopsy of gallbladder

51.13 Open biopsy of gallbladder or bile ducts

51.14 Other closed [endoscopic] biopsy of biliary duct or sphincter of Oddi  
Brushing or washing for specimen collection  
Closed biopsy of biliary duct or sphincter of Oddi by procedures  
classifiable to [51.10-51.11](#), [52.13](#)

51.15 Pressure measurement of sphincter of Oddi  
Pressure measurement of sphincter by procedures classifiable  
to [51.10-51.11](#), [52.13](#)

51.19 Other diagnostic procedures on biliary tract

*Excludes: biliary tract x-ray ([87.51-87.59](#))  
microscopic examination of specimen from biliary tract  
([91.01-91.09](#))*

51.2 Cholecystectomy

51.21 Other partial cholecystectomy  
Revision of prior cholecystectomy

*Excludes: that by laparoscope ([51.24](#))*

51.22 Cholecystectomy

*Excludes: laparoscopic cholecystectomy ([51.23](#))*

51.23 Laparoscopic cholecystectomy  
That by laser

51.24 Laparoscopic partial cholecystectomy

51.3 Anastomosis of gallbladder or bile duct

*Excludes: resection with end-to-end anastomosis ([51.61-51.9](#))*

511 astsis allæ t (h)403(e)10(p)-3(a>19(t)11(i)-7(c)-12()-2dm)-3u1cts

51.35 Other gallbladder anastomosis  
**Gallbladder anastomosis NOS**

51.36 Choledochoenterostomy

51.37 Anastomosis of hepatic duct to gastrointestinal tract  
**Kasai portoenterostomy**

51.39 Other bile duct anastomosis  
**Anastomosis of bile duct NOS**  
**Anastomosis of unspecified bile duct to:**  
 intestine  
 liver  
 pancreas  
 stomach

51.4 Incision of bile duct for relief of obstruction

51.41 Common duct exploration for removal of calculus

*Excludes: percutaneous extraction (51.96)*

51.42 Common duct exploration for relief of other obstruction

51.43 Insertion of choledochohepatic tube for decompression  
**Hepatocholedochostomy**

51.49 Incision of other bile ducts for relief of obstruction

51.5 Other incision of bile duct

*Excludes: that for relief of obstruction (51.41-51.49)*

51.51 Exploration of common duct  
**Incision of common bile duct**

51.59 Incision of other bile duct

51.6 Local excision or destruction of lesion or tissue of biliary ducts and sphincter of Oddi

**Code also anastomosis other than end- to- end (51.31,51.36- 51.39)**

*Excludes: biopsy of bile duct (51.12-51.13)*

51.61 Excision of cystic duct remnant

51.62 Excision of ampulla of Vater (with reimplantation of common duct)

51.63 Other excision of common duct  
**Choledochectomy**

*Excludes: fistulectomy (51.72)*

51.64 Endoscopic excision or destruction of lesion of biliary ducts or sphincter of Oddi

**Excision or destruction of lesion of biliary duct by procedures classifiable to 51.10- 51.11, 52.13**

51.69 Excision of other bile duct  
**Excision of lesion of bile duct NOS**

*Excludes: fistulectomy (51.79)*

51.7 Repair of bile ducts

51.71 Simple suture of common bile duct

- 51.72 Choledochoplasty  
**Repair of fistula of common bile duct**
- 51.79 Repair of other bile ducts  
**Closure of artificial opening of bile duct NOS**  
**Suture of bile duct NOS**  
*Excludes: operative removal of prosthetic device (51.95)*
- 51.8 Other operations on biliary ducts and sphincter of Oddi
- 51.81 Dilation of sphincter of Oddi  
**Dilation of ampulla of Vater**  
*Excludes: that by endoscopic approach (51.84)*
- 51.82 Pancreatic sphincterotomy  
**Incision of pancreatic sphincter**  
**Transduodenal ampullary sphincterotomy**  
*Excludes: that by endoscopic approach (51.85)*
- 51.83 Pancreatic sphincteroplasty
- 51.84 Endoscopic dilation of ampulla and biliary duct  
**Dilation of ampulla and biliary duct by procedures classifiable to**  
51.10-51.11, 52.13
- 51.85 Endoscopic sphincterotomy and papillotomy  
**Sphincterotomy and papillotomy by procedures classifiable to**  
51.10-51.11, 52.13
- 51.86 Endoscopic insertion of nasobiliary drainage tube  
**Insertion of nasobiliary tube by procedures classifiable to**  
51.10-51.11, 52.13
- 51.87 Endoscopic insertion of stent (tube) into bile duct  
**Endoprosthesis of bile duct**  
**Insertion of stent into bile duct by procedures classifiable to**  
51.10-51.11, 52.13  
*Excludes: nasobiliary drainage tube (51.86)*  
*replacement of stent (tube) (97.05)*
- 51.88 Endoscopic removal of stone(s) from biliary tract  
**Laparoscopic removal of stone(s) from biliary tract**  
**Removal of biliary tract stone(s) by procedures classifiable to**  
51.10-51.11, 52.13  
*Excludes: percutaneous extraction of common duct stones (51.96)*
- 51.89 Other operations on sphincter of Oddi
- 51.9 Other operations on biliary tract
- 51.91 Repair of laceration of gallbladder
- 51.92 Closure of cholecystostomy
- 51.93 Closure of other biliary fistula  
**Cholecystogastroenteric fistulectomy**
- 51.94 Revision of anastomosis of biliary tract
- 51.95 Removal of prosthetic device from bile duct  
*Excludes: nonoperative removal (97.55)*

OPERATIONS ON THE DIGESTIVE SYSTEM (42-54)

- 51.96** Percutaneous extraction of common duct stones
- 51.98** Other percutaneous procedures on biliary tract  
Percutaneous biliary endoscopy via existing T- tube or other tract for:  
dilation of biliary duct stricture  
removal of stone(s) except common duct stone  
exploration (postoperative)  
Percutaneous transhepatic biliary drainage  
*Excludes: percutaneous aspiration of gallbladder (51.01)  
percutaneous biopsy and/or collection of specimen by  
brushing or washing (51.12)  
percutaneous removal of common duct stone(s) (51.96)*
- 51.99** Other  
Insertion or replacement of biliary tract prosthesis  
*Excludes: biopsy of gallbladder (51.12-51.13)  
irrigation of cholecystostomy and other biliary tube (96.41)  
lysis of peritoneal adhesions (54.5)  
nonoperative removal of:  
cholecystostomy tube (97.54)  
tube from biliary tract or liver (97.55)*

52 Operations on pancreas

Includes: operations on pancreatic duct

Code also any application or administration of an adhesion barrier substance  
(99.77)

52.0 Pancreatotomy

**52.01** Drainage of pancreatic cyst by catheter

**52.09** Other pancreatotomy  
Pancreatolithotomy

*Excludes: drainage by anastomosis (52.4, 52.96)  
incision of pancreatic sphincter (51.82)  
marsupialization of cyst (52.3)*

52.1 Diagnostic procedures on pancreas

**52.11** Closed [aspiration] [needle] [percutaneous] biopsy of pancreas

**52.12** Open biopsy of pancreas

**52.13** Endoscopic retrograde pancreatography [ERP]

*Excludes: endoscopic retrograde:  
cholangiography [ERC] (51.11)  
cholangiopancreatography [ERCP] (51.10)  
that for procedures classifiable to 51.14-51.15, 51.64,  
51.84-51.88, 52.14, 52.21, 52.92-52.94, 52.97-52.98*

**52.14** Closed [endoscopic] biopsy of pancreatic duct  
Closed biopsy of pancreatic duct by procedures classifiable to  
[51.10-51.11](#), [52.13](#)

52.19 Other diagnostic procedures on pancreas

**Excludes:** *contrast pancreatogram* (87.66)  
*endoscopic retrograde pancreatography [ERP]* (52.13)  
*microscopic examination of specimen from pancreas*  
 (91.01-91.09)

52.2 Local excision or destruction of pancreas and pancreatic duct

**Excludes:** *biopsy of pancreas* (52.11-52.12, 52.14)  
*pancreatic fistulectomy* (52.95)

52.21 Endoscopic excision or destruction of lesion or tissue of pancreatic duct

Excision or destruction of lesion or tissue of pancreatic duct by procedures classifiable to 51.10-51.11, 52.13

52.22 Other excision or destruction of lesion or tissue of pancreas or pancreatic duct

52.3 Marsupialization of pancreatic cyst

**Excludes:** *drainage of cyst by catheter* (52.01)

52.4 Internal drainage of pancreatic cyst

Pancreaticocystoduodenostomy  
 Pancreaticocystogastrostomy  
 Pancreaticocystojejunostomy

52.5 Partial pancreatectomy

**Excludes:** *pancreatic fistulectomy* (52.95)

52.51 Proximal pancreatectomy

Excision of head of pancreas (with part of body)  
 Proximal pancreatectomy with synchronous duodenectomy

52.52 Distal pancreatectomy

Excision of tail of pancreas (with part of body)

52.53 Radical subtotal pancreatectomy

52.59 Other partial pancreatectomy

52.6 Total pancreatectomy

Pancreatectomy with synchronous duodenectomy

52.7 Radical pancreaticoduodenectomy

One-stage pancreaticoduodenal resection with choledochojejunal anastomosis, pancreaticojejunal anastomosis, and gastrojejunostomy  
 Two-stage pancreaticoduodenal resection (first stage) (second stage)  
 Radical resection of the pancreas  
 Whipple procedure

**Excludes:** *radical subtotal pancreatectomy* (52.53)

52.8 Transplant of pancreas

**Note:** To report donor source --see codes 00.91-00.93

52.80 Pancreatic transplant, not otherwise specified

52.81 Reimplantation of pancreatic tissue

52.82 Homotransplant of pancreas



OPERATIONS ON THE DIGESTIVE SYSTEM (42-54)

- 52.83 Heterotransplant of pancreas
- 52.84 Autotransplantation of cells of Islets of Langerhans  
**Homotransplantation of islet cells of pancreas**
- 52.85 Allotransplantation of cells of Islets of Langerhans  
**Heterotransplantation of islet cells of pancreas**
- 52.86 Transplantation of cells of Islets of Langerhans, not otherwise specified

52.9 Other operations on pancreas

- 52.92 Cannulation of pancreatic duct  
*Excludes: that by endoscopic approach (52.93)*
- 52.93 Endoscopic insertion of stent (tube) into pancreatic duct  
Insertion of cannula or stent into pancreatic duct by procedures classifiable to [51.10-51.11](#), [52.13](#)  
*Excludes: endoscopic insertion of nasopancreatic drainage tube (52.97) replacement of stent (tube) (97.05)*
- 52.94 Endoscopic removal of stone(s) from pancreatic duct  
Removal of stone(s) from pancreatic duct by procedures classifiable to [51.10-51.11](#), [52.13](#)
- 52.95 Other repair of pancreas  
Fistulectomy of pancreas  
Simple suture of pancreas
- 52.96 Anastomosis of pancreas  
Anastomosis of pancreas (duct) to:  
intestine  
jejunum  
stomach  
*Excludes: anastomosis to:  
bile duct (51.39)  
gallbladder (51.33)*
- 52.97 Endoscopic insertion of nasopancreatic drainage tube  
Insertion of nasopancreatic drainage tube by procedures classifiable to [51.10-51.11](#), [52.13](#)  
*Excludes: drainage of pancreatic cyst by catheter (52.01) replacement of stent (tube) (97.05)*
- 52.98 Endoscopic dilation of pancreatic duct  
Dilation of Wirsung's duct by procedures classifiable to [51.10-51.11](#), [52.13](#)
- 52.99 Other  
Dilation of pancreatic [Wirsung's] duct by open approach  
Repair of pancreatic [Wirsung's] duct by open approach  
*Excludes: irrigation of pancreatic tube (96.42) removal of pancreatic tub (97.56)*

53 Repair of hernia

Includes: hernioplasty  
herniorrhaphy

Code also any application or administration of an adhesion barrier substance  
(99.77)

*Excludes: manual reduction of hernia (96.27)*

53.0 Other unilateral repair of inguinal hernia ®

*Excludes: laparoscopic unilateral repair of inguinal hernia (17.11-17.13)*

53.00 Unilateral repair of inguinal hernia, not otherwise specified  
Inguinal herniorrhaphy NOS

53.01 Other and open repair of direct inguinal hernia ®  
Direct and indirect inguinal hernia

53.02 Other and open repair of indirect inguinal hernia ®

53.03 Other and open repair of direct inguinal hernia with graft or  
prosthesis ®

53.04 Other and open repair of indirect inguinal hernia with graft or  
prosthesis ®

53.05 Repair of inguinal hernia with graft or prosthesis, not otherwise  
specified

53.1 Other bilateral repair of inguinal hernia ®

*Excludes: laparoscopic bilateral repair of inguinal hernia (17.21-17.24)*

53.10 Bilateral repair of inguinal hernia, not otherwise specified

53.11 Other and open bilateral repair of direct inguinal hernia ®

53.12 Other and open bilateral repair of indirect inguinal hernia ®

53.13 Other and open bilateral repair of inguinal hernia, one direct and  
one indirect ®

53.14 Other and open bilateral repair of direct inguinal hernia with graft  
or prosthesis ®

53.15 Other and open bilateral repair of indirect inguinal hernia with  
graft or prosthesis ®

53.16 Other and open bilateral repair of inguinal hernia, one direct and  
one indirect, with graft or prosthesis ®

53.17 Bilateral inguinal hernia repair with graft or prosthesis, not  
otherwise specified

53.2 Unilateral repair of femoral hernia

53.21 Unilateral repair of femoral hernia with graft or prosthesis

53.29 Other unilateral femoral herniorrhaphy

53.3 Bilateral repair of femoral hernia

53.31 Bilateral repair of femoral hernia with graft or prosthesis

53.39 Other bilateral femoral herniorrhaphy

53.4 Repair of umbilical hernia

**Excludes:** *repair of gastroschisis* ([54.71](#))

53.41 Other and open repair of umbilical hernia with graft or prosthesis <sup>®</sup>

53.42 Laparoscopic repair of umbilical hernia with graft or prosthesis <sup>✱</sup>

53.43 Other laparoscopic umbilical herniorrhaphy <sup>✱</sup>

53.49 Other open umbilical herniorrhaphy <sup>®</sup>

**Excludes:** *other laparoscopic umbilical herniorrhaphy* ([53.43](#))  
*repair of umbilical hernia with graft or prosthesis*  
([53.41](#), [53.42](#))

53.5 Repair of other hernia of anterior abdominal wall (without graft or prosthesis)

53.51 Incisional hernia repair

53.59 Repair of other hernia of anterior abdominal wall

**Repair of hernia:**  
epigastric  
hypogastric  
spigelian  
ventral

53.6 Repair of other hernia of anterior abdominal wall with graft or prosthesis

53.61 Other open incisional hernia repair with graft or prosthesis <sup>®</sup>

53.62 Laparoscopic incisional hernia repair with graft or prosthesis <sup>✱</sup>

53.63 Other laparoscopic repair of other hernia of anterior abdominal wall with graft or prosthesis <sup>✱</sup>

53.69 Other and open repair of other hernia of anterior abdominal wall with graft or prosthesis <sup>®</sup>

**Excludes:** *other laparoscopic repair of other hernia of anterior abdominal wall with graft or prosthesis* ([53.63](#))

53.7 Repair of diaphragmatic hernia, abdominal approach

53.71 Laparoscopic repair of diaphragmatic hernia, abdominal approach <sup>✱</sup>

53.72 Other and open repair of diaphragmatic hernia, abdominal approach <sup>✱</sup>

53.75 Repair of diaphragmatic hernia, abdominal approach, not otherwise specified <sup>✱</sup>

**Excludes:** *laparoscopic repair of diaphragmatic hernia* ([53.71](#))  
*other and open repair of diaphragmatic hernia* ([53.72](#))

53.8 Repair of diaphragmatic hernia, thoracic approach

53.80 Repair of diaphragmatic hernia with thoracic approach, not otherwise specified

**Thoracoabdominal repair of diaphragmatic hernia**

53.81 Plication of the diaphragm

ICD-9-CM TABULAR LIST OF PROCEDURES (FY10)

- 53.82 Repair of parasternal hernia
- 53.83 Laparoscopic repair of diaphragmatic hernia, with thoracic approach
- 53.84 Other and open repair of diaphragmatic hernia, with thoracic approach

*Excludes: repair of diaphragmatic hernia with thoracic approach, NOS (53.80)*

53.9 Other hernia repair

- Repair of hernia:
  - ischiatric
  - ischiorectal
  - lumbar
  - obturator
  - omental
  - retroperitoneal
  - sciatic

*Excludes: relief of strangulated hernia with exteriorization of intestine (46.01, 46.03)*  
*repair of pericostomy hernia (46.42)*  
*repair of vaginal enterocele (70.92)*

54 Other operations on abdominal region <sup>®</sup>

- Includes: operations on:
- epigastric region
  - flank
  - groin region
  - hypochondrium
  - inguinal region
  - loin region
  - pelvic cavity
  - mesentery
  - omentum
  - peritoneum
  - retroperitoneal tissue space

Code also any application or administration of an adhesion barrier substance [\(99.77\)](#)

*Excludes: hernia repair (53.00-53.9)*  
*obliteration of cul-de-sac (70.92)*  
*retroperitoneal tissue dissection (59.00-59.09)*  
*skin and subcutaneous tissue of abdominal wall (86.01-86.99)*

54.0 Incision of abdominal wall

- Drainage of:
  - abdominal wall
  - extraperitoneal abscess
  - retroperitoneal abscess

*Excludes: incision of peritoneum (54.95)*  
*laparotomy (54.11-54.19)*

54.1 Laparotomy

148

OR procedure     Non OR procedure but affects ThaiDRG

- 54.11 Exploratory laparotomy  
*Excludes: exploration incidental to intra abdominal surgery --omit code*
- 54.12 Reopening of recent laparotomy site  
Reopening of recent laparotomy site for:  
control of hemorrhage  
exploration  
incision of hematoma
- 54.19 Other laparotomy  
Drainage of intraperitoneal abscess or hematoma  
*Excludes: culdocentesis (70.0)  
drainage of appendiceal abscess (47.2)  
exploration incidental to intra abdominal surgery --omit code  
Ladd operation (54.95)  
percutaneous drainage of abdomen (54.91)  
removal of foreign body (54.92)*
- 54.2 Diagnostic procedures of abdominal region
- 54.21 Laparoscopy  
Peritoneoscopy  
*Excludes: laparoscopic cholecystectomy (51.23)  
that incidental to destruction of fallopian tubes (66.21-66.29)*
- 54.22 Biopsy of abdominal wall or umbilicus
- 54.23 Biopsy of peritoneum  
Biopsy of:  
mesentery  
omentum  
peritoneal implant  
*Excludes: closed biopsy of:  
omentum (54.24)  
peritoneum (54.24)*
- 54.24 Closed [percutaneous] [needle] biopsy of intra-abdominal mass  
Closed biopsy of:  
omentum  
peritoneal implant  
peritoneum  
*Excludes: that of:  
fallopian tube (66.11)  
ovary (65.11)  
uterine ligaments (68.15)  
uterus (68.16)*
- 54.25 Peritoneal lavage  
Diagnostic peritoneal lavage  
*Excludes: peritoneal dialysis (54.98)*



54.29 Other diagnostic procedures on abdominal region

**Excludes:** *abdominal lymphangiogram* (88.04)  
*abdominal x-ray NEC* (88.19)  
*angiocardiology of venae cava* (88.51)  
*C.A.T. scan of abdomen* (88.01)  
*contrast x-ray of abdominal cavity* (88.11-88.15)  
*intra-abdominal arteriography NEC* (88.47)  
*microscopic examination of peritoneal and retroperitoneal specimen* (91.11-91.19)  
*phlebography of:*  
     *intra-abdominal vessels NEC* (88.65)  
     *portal venous system* (88.64)  
*sinogram of abdominal wall* (88.03)  
*soft tissue x-ray of abdominal wall NEC* (88.09)  
*tomography of abdomen NE* (88.02)  
*ultrasonography of abdomen and retroperitoneum* (88.76)

54.3 Excision or destruction of lesion or tissue of abdominal wall or umbilicus

Debridement of abdominal wall  
 Omphalectomy

**Excludes:** *biopsy of abdominal wall or umbilicus* (54.22)  
*size reduction operation* (86.83)  
*that of skin of abdominal wall* (86.22, 86.26, 86.3)

54.4 Excision or destruction of peritoneal tissue

Excision of:  
     appendices epiploicae  
     falciform ligament  
     gastrocolic ligament  
 lesion of:  
     mesentery  
     omentum  
     peritoneum  
 presacral lesion NOS  
 retroperitoneal lesion NOS

**Excludes:** *biopsy of peritoneum* (54.23)  
*endometrectomy of cul-de-sac* (70.32)

54.5 Lysis of peritoneal adhesions

Freeing of adhesions of:  
     biliary tract  
     intestines  
     liver  
     pelvic peritoneum  
     peritoneum  
     spleen  
     uterus



**Excludes:** lysis of adhesions of:  
 bladder (59.11)  
 fallopian tube and ovary  
 laparoscopic (65.81)  
 other (65.89)  
 kidney (59.02)  
 ureter (59.02)

54.51 Laparoscopic lysis of peritoneal adhesions

54.59 Other lysis of peritoneal adhesions

54.6 Suture of abdominal wall and peritoneum

54.61 Reclosure of postoperative disruption of abdominal wall

54.62 Delayed closure of granulating abdominal wound  
**Tertiary subcutaneous wound closure**

54.63 Other suture of abdominal wall  
**Suture of laceration of abdominal wall**

**Excludes:** closure of operative wound --omit code

54.64 Suture of peritoneum  
**Secondary suture of peritoneum**

**Excludes:** closure of operative wound --omit code

54.7 Other repair of abdominal wall and peritoneum

54.71 Repair of gastroschisis

54.72 Other repair of abdominal wall

54.73 Other repair of peritoneum  
**Suture of gastrocolic ligament**

54.74 Other repair of omentum  
**Epiplorrhaphy**  
**Graft of omentum**  
**Omentopexy**  
**Reduction of torsion of omentum**

**Excludes:** cardio-omentopexy (36.39)

54.75 Other repair of mesentery  
**Mesenteric plication**  
**Mesenteropexy**

54.9 Other operations of abdominal region

**Excludes:** removal of ectopic pregnancy (74.3)

54.91 Percutaneous abdominal drainage  
**Paracentesis**

**Excludes:** creation of cutaneoperitoneal fistula (54.93)

54.92 Removal of foreign body from peritoneal cavity

54.93 Creation of cutaneoperitoneal fistula

54.94 Creation of peritoneovascular shunt  
**Peritoneovenous shunt**

ICD-9-CM TABULAR LIST OF PROCEDURES (FY10)

- 54.95 Incision of peritoneum  
Exploration of ventriculoperitoneal shunt at peritoneal site  
Ladd operation  
Revision of distal catheter of ventricular shunt  
Revision of ventriculoperitoneal shunt at peritoneal site  
*Excludes: that incidental to laparotomy (54.11-54.19)*
- 54.96 Injection of air into peritoneal cavity  
Pneumoperitoneum  
*Excludes: that for:  
collapse of lung (33.33)  
radiography (88.12-88.13, 88.15)*
- 54.97 Injection of locally-acting therapeutic substance into peritoneal cavity  
*Excludes: peritoneal dialysis (54.98)*
- 54.98 Peritoneal dialysis  
*Excludes: peritoneal lavage (diagnostic) (54.25)*
- 54.99 Other  
*Excludes: removal of:  
abdominal wall suture (97.83)  
peritoneal drainage device (97.82)  
retroperitoneal drainage device (97.81)*



## 10. OPERATIONS ON THE URINARY SYSTEM (55-59)

## 55 Operations on kidney

Includes: operations on renal pelvis

Code also any application or administration of an adhesion barrier substance  
(99.77)*Excludes: perirenal tissue (59.00-59.09, 59.21-59.29, 59.91-59.92)*

## 55.0 Nephrotomy and nephrostomy

*Excludes: drainage by:**anastomosis (55.86)**aspiration (55.92)**incision of kidney pelvis (55.11-55.12)*

## 55.01 Nephrotomy

Evacuation of renal cyst

Exploration of kidney

Nephrolithotomy

## 55.02 Nephrostomy

## 55.03 Percutaneous nephrostomy without fragmentation

Nephrostolithotomy, percutaneous (nephroscopic)

Percutaneous removal of kidney stone(s) by:

basket extraction

forceps extraction (nephroscopic)

Pyelostolithotomy, percutaneous (nephroscopic)

With placement of catheter down ureter

*Excludes: percutaneous removal by fragmentation (55.04)**repeat nephroscopic removal during current episode (55.92)*

## 55.04 Percutaneous nephrostomy with fragmentation

Percutaneous nephrostomy with disruption of kidney stone by

ultrasonic energy and extraction (suction) through endoscope

With placement of catheter down ureter

With fluoroscopic guidance

*Excludes: repeat fragmentation during current episode (59.95)*

## 55.1 Pyelotomy and pyelostomy

*Excludes: drainage by anastomosis (55.86)**percutaneous pyelostolithotomy (55.03)**removal of calculus without incision (56.0)*

## 55.11 Pyelotomy

Exploration of renal pelvis

Pyelolithotomy

## 55.12 Pyelostomy

Insertion of drainage tube into renal pelvis

## 55.2 Diagnostic procedures on kidney

## 55.21 Nephroscopy

## 55.22 Pyeloscopy



**55.23** Closed [percutaneous] [needle] biopsy of kidney  
Endoscopic biopsy via existing nephrostomy, nephrotomy,  
pyelostomy, or pyelotomy

**55.24** Open biopsy of kidney

**55.29** Other diagnostic procedures on kidney

*Excludes: microscopic examination of specimen from kidney*  
[\(91.21-91.29\)](#)

*pyelogram:*

*intravenous* [\(87.73\)](#)

*percutaneous* [\(87.75\)](#)

*retrograde* [\(87.74\)](#)

*radioisotope scan* [\(92.03\)](#)

*renal arteriography* [\(88.45\)](#)

*tomography:*

*C.A.T. scan* [\(87.71\)](#)

*other* [\(87.72\)](#)

**55.3** Local excision or destruction of lesion or tissue of kidney

**55.31** Marsupialization of kidney lesion

**55.32** Open ablation of renal lesion or tissue

**55.33** Percutaneous ablation of renal lesion or tissue

**55.34** Laparoscopic ablation of renal lesion or tissue

**55.35** Other and unspecified ablation of renal lesion or tissue

**55.39** Other local destruction or excision of renal lesion or tissue  
Obliteration of calyceal diverticulum

*Excludes: ablation of renal lesion or tissue:*

*laparoscopic* [\(55.34\)](#)

*open* [\(55.32\)](#)

*other* [\(55.35\)](#)

*percutaneous* [\(55.33\)](#)

*biopsy of kidney* [\(55.23-55.24\)](#)

*partial nephrectomy* [\(55.4\)](#)

*percutaneous aspiration of kidney* [\(55.92\)](#)

*wedge resection of kidney* [\(55.4\)](#)

**55.4** Partial nephrectomy

Calycectomy

Wedge resection of kidney

Code also any synchronous resection of ureter [\(56.40- 56.42\)](#)

**55.5** Complete nephrectomy

Code also any synchronous excision of:

adrenal gland [\(07.21- 07.3\)](#)

bladder segment [\(57.6\)](#)

lymph nodes [\(40.3, 40.52- 40.59\)](#)

**55.51** Nephroureterectomy

Nephroureterectomy with bladder cuff

Total nephrectomy (unilateral)

*Excludes: removal of transplanted kidney* [\(55.53\)](#)

**55.52** Nephrectomy of remaining kidney  
**Removal of solitary kidney**

*Excludes: removal of transplanted kidney (55.53)*

**55.53** Removal of transplanted or rejected kidney

**55.54** Bilateral nephrectomy

*Excludes: complete nephrectomy NOS (55.51)*

55.6 Transplant of kidney

**Note: To report donor source --see codes [00.91-00.93](#)**

**55.61** Renal autotransplantation

**55.69** Other kidney transplantation

**55.7** Nephropexy

**Fixation or suspension of movable [floating] kidney**

55.8 Other repair of kidney

**55.81** Suture of laceration of kidney

**55.82** Closure of nephrostomy and pyelostomy

**55.83** Closure of other fistula of kidney

**55.84** Reduction of torsion of renal pedicle

**55.85** Symphysiotomy for horseshoe kidney

**55.86** Anastomosis of kidney  
**Nephropyeloureterostomy**  
**Pyeloureterovesical anastomosis**  
**Ureterocalyceal anastomosis**

*Excludes: nephrocystanastomosis NOS (56.73)*

**55.87** Correction of ureteropelvic junction

**55.89** Other

55.9 Other operations on kidney

*Excludes: lysis of perirenal adhesions (59.02)*

**55.91** Decapsulation of kidney  
**Capsulectomy of kidney**  
**Decortication of kidney**

55.92 Percutaneous aspiration of kidney (pelvis)  
**Aspiration of renal cyst**  
**Renipuncture**

*Excludes: percutaneous biopsy of kidney (55.23)*

55.93 Replacement of nephrostomy tube

55.94 Replacement of pyelostomy tube

55.95 Local perfusion of kidney

55.96 Other injection of therapeutic substance into kidney  
**Injection into renal cyst**

**55.97** Implantation or replacement of mechanical kidney

**55.98** Removal of mechanical kidney

55.99 Other  
*Excludes: removal of pyelostomy or nephrostomy tube (97.61)*

56 Operations on ureter

Code also any application or administration of an adhesion barrier substance  
[\(99.77\)](#)

56.0 Transurethral removal of obstruction from ureter and renal pelvis

Removal of:  
 blood clot from ureter or renal pelvis without incision  
 calculus from ureter or renal pelvis without incision  
 foreign body from ureter or renal pelvis without incision

*Excludes: manipulation without removal of obstruction (59.8) that by incision (55.11, 56.2) transurethral insertion of ureteral stent for passage of calculus (59.8)*

56.1 Ureteral meatotomy

56.2 Ureterotomy

Incision of ureter for:  
 drainage  
 exploration  
 removal of calculus

*Excludes: cutting of ureterovesical orifice (56.1) removal of calculus without incision (56.0) transurethral insertion of ureteral stent for passage of calculus (59.8) urinary diversion (56.51-56.79)*

56.3 Diagnostic procedures on ureter

56.31 Ureteroscopy

56.32 Closed percutaneous biopsy of ureter

*Excludes: endoscopic biopsy of ureter (56.33)*

56.33 Closed endoscopic biopsy of ureter

Cystourethroscopy with ureteral biopsy  
 Transurethral biopsy of ureter  
 Ureteral endoscopy with biopsy through ureterotomy  
 Ureteroscopy with biopsy

*Excludes: percutaneous biopsy of ureter (56.32)*

56.34 Open biopsy of ureter

56.35 Endoscopy (cystoscopy) (looposcopy) of ileal conduit

56.39 Other diagnostic procedures on ureter

*Excludes: microscopic examination of specimen from ureter (91.21-91.29)*

56.4 Ureterectomy

Code also anastomosis other than end- to- end ([56.51- 56.79](#))

*Excludes:* *fistulectomy* ([56.84](#))  
*nephroureterectomy* ([55.51-55.54](#))

**56.40** Ureterectomy, not otherwise specified

**56.41** Partial ureterectomy  
Excision of lesion of ureter  
Shortening of ureter with reimplantation  
*Excludes:* *biopsy of ureter* ([56.32-56.34](#))

**56.42** Total ureterectomy

56.5 Cutaneous uretero- ileostomy

**56.51** Formation of cutaneous uretero- ileostomy  
Construction of ileal conduit  
External ureteral ileostomy  
Formation of open ileal bladder  
Ileal loop operation  
Ileoureterostomy (Bricker's) (ileal bladder)  
Transplantation of ureter into ileum with external diversion

*Excludes:* *closed ileal bladder* ([57.87](#))  
*replacement of ureteral defect by ileal segment* ([56.89](#))

**56.52** Revision of cutaneous uretero- ileostomy

56.6 Other external urinary diversion

**56.61** Formation of other cutaneous ureterostomy  
Anastomosis of ureter to skin  
Ureterostomy NOS

**56.62** Revision of other cutaneous ureterostomy  
Revision of ureterostomy stoma

*Excludes:* *nonoperative removal of ureterostomy tube* ([97.62](#))

56.7 Other anastomosis or bypass of ureter

*Excludes:* *ureteropyelostomy* ([55.86](#))

**56.71** Urinary diversion to intestine  
Anastomosis of ureter to intestine  
Internal urinary diversion NOS

Code also any synchronous colostomy ([46.10- 46.13](#))

*Excludes:* *external ureteral ileostomy* ([56.51](#))

**56.72** Revision of ureterointestinal anastomosis

*Excludes:* *revision of external ureteral ileostomy* ([56.52](#))

**56.73** Nephrocystanastomosis, not otherwise specified

**56.74** Ureteroneocystostomy  
Replacement of ureter with bladder flap  
Ureterovesical anastomosis

**56.75** Transureteroureterostomy

*Excludes:* *ureteroureterostomy associated with partial resection* ([56.41](#))

**56.79** Other

56.8 Repair of ureter

- 56.81 Lysis of intraluminal adhesions of ureter <sup>®</sup>  
*Excludes: lysis of periureteral adhesions (59.02-59.03)  
 ureterolysis (59.02-59.03)*
- 56.82 Suture of laceration of ureter
- 56.83 Closure of ureterostomy
- 56.84 Closure of other fistula of ureter
- 56.85 Ureteropexy
- 56.86 Removal of ligature from ureter
- 56.89 Other repair of ureter  
**Graft of ureter**  
**Replacement of ureter with ileal segment implanted into bladder**  
**Ureteroplication**

56.9 Other operations on ureter

- 56.91 Dilation of ureteral meatus
- 56.92 Implantation of electronic ureteral stimulator
- 56.93 Replacement of electronic ureteral stimulator
- 56.94 Removal of electronic ureteral stimulator  
*Excludes: that with synchronous replacement (56.93)*
- 56.95 Ligation of ureter
- 56.99 Other  
*Excludes: removal of ureterostomy tube an ureteral catheter (97.62)  
 ureteral catheterization (59.8)*

57 Operations on urinary bladder

Code also any application or administration of an adhesion barrier substance  
[\(99.77\)](#)

*Excludes: perivesical tissue (59.11-59.29, 59.91-59.92)  
 ureterovesical orifice (56.0-56.99)*

57.0 Transurethral clearance of bladder

- Drainage of bladder without incision
- Removal of:
  - blood clots from bladder without incision
  - calculus from bladder without incision
  - foreign body from bladder without incision

*Excludes: that by incision (57.19)*

57.1 Cystotomy and cystostomy

*Excludes: cystotomy and cystostomy as operative approach --omit code*

- 57.11 Percutaneous aspiration of bladder
- 57.12 Lysis of intraluminal adhesions with incision into bladder  
*Excludes: transurethral lysis of intraluminal adhesions (57.41)*

57.17 Percutaneous cystostomy  
 Closed cystostomy  
 Percutaneous suprapubic cystostomy

*Excludes: removal of cystostomy tube (97.63)  
 replacement of cystostomy tube (59.94)*

57.18 Other suprapubic cystostomy

*Excludes: percutaneous cystostomy (57.17)  
 removal of cystostomy tub (97.63)  
 replacement of cystostomy tube (59.94)*

57.19 Other cystotomy  
 Cystolithotomy

*Excludes: percutaneous cystostomy (57.17)  
 suprapubic cystostomy (57.18)*

## 57.2 Vesicostomy

*Excludes: percutaneous cystostomy (57.17)  
 suprapubic cystostomy (57.18)*

57.21 Vesicostomy  
 Creation of permanent opening from bladder to skin using a  
 bladder flap

57.22 Revision or closure of vesicostomy

*Excludes: closure of cystostomy (57.82)*

## 57.3 Diagnostic procedures on bladder

57.31 Cystoscopy through artificial stoma

57.32 Other cystoscopy  
 Transurethral cystoscopy

*Excludes: cystourethroscopy with ureteral biopsy (56.33)  
 retrograde pyelogram (87.74)  
 that for control of hemorrhage (postoperative):  
 bladder (57.93)  
 prostate (60.94)*

57.33 Closed [transurethral] biopsy of bladder

57.34 Open biopsy of bladder

57.39 Other diagnostic procedures on bladder

*Excludes: cystogram NEC (87.77)  
 microscopic examination of specimen from bladder  
 (91.31-91.39)  
 retrograde cystourethrogram (87.76)  
 therapeutic distention of bladder (96.25)*

## 57.4 Transurethral excision or destruction of bladder tissue

57.41 Transurethral lysis of intraluminal adhesions

57.49 Other transurethral excision or destruction of lesion or tissue  
 of bladder

Endoscopic resection of bladder lesion

*Excludes: transurethral biopsy of bladder (57.33)  
 transurethral fistulectomy (57.83-57.84)*

57.5 Other excision or destruction of bladder tissue

*Excludes: that with transurethral approach (57.41-57.49)*

57.51 Excision of urachus  
Excision of urachal sinus of bladder

*Excludes: excision of urachal cyst of abdominal wall (54.3)*

57.59 Open excision or destruction of other lesion or tissue of bladder  
Endometrectomy of bladder  
Suprapubic excision of bladder lesion

*Excludes: biopsy of bladder (57.33-57.34)  
fistulectomy of bladder (57.83-57.84)*

57.6 Partial cystectomy  
Excision of bladder dome  
Trigonectomy  
Wedge resection of bladder

57.7 Total cystectomy

**Includes: total cystectomy with urethrectomy**

57.71 Radical cystectomy  
Pelvic exenteration in male  
Removal of bladder, prostate, seminal vesicles, and fat  
Removal of bladder, urethra, and fat in a female  
Code also any:

lymph node dissection (40.3, 40.5)  
urinary diversion (56.51-56.79)

*Excludes: that as part of pelvic exenteration in female (68.8)*

57.79 Other total cystectomy

57.8 Other repair of urinary bladder

*Excludes: repair of:  
current obstetric laceration (75.61)  
cystocele (70.50-70.51)  
that for stress incontinence (59.3-59.79)*

57.81 Suture of laceration of bladder

57.82 Closure of cystostomy

57.83 Repair of fistula involving bladder and intestine  
Rectovesicovaginal fistulectomy  
Vesicosigmoidovaginal fistulectomy

57.84 Repair of other fistula of bladder  
Cervicovesical fistulectomy  
Urethroperineovesical fistulectomy  
Uterovesical fistulectomy  
Vaginoovesical fistulectomy

*Excludes: vesicoureterovagina fistulectomy (56.84)*

57.85 Cystourethroplasty and plastic repair of bladder neck  
Plication of sphincter of urinary bladder  
V- Y plasty of bladder neck

57.86 Repair of bladder exstrophy



OPERATIONS ON THE URINARY SYSTEM (55-59)

57.87 Reconstruction of urinary bladder  
Anastomosis of bladder with isolated segment of ileum  
Augmentation of bladder  
Replacement of bladder with ileum or sigmoid [closed ileal bladder]  
Code also resection of intestine ([45.50-45.52](#))

57.88 Other anastomosis of bladder  
Anastomosis of bladder to intestine NOS  
Cystocolic anastomosis

*Excludes: formation of closed ilea bladder ([57.87](#))*

57.89 Other repair of bladder  
Bladder suspension, not elsewhere classified  
Cystopexy NOS  
Repair of old obstetric laceration of bladder

*Excludes: repair of current obstetric laceration ([75.61](#))*

57.9 Other operations on bladder

57.91 Sphincterotomy of bladder  
Division of bladder neck

57.92 Dilation of bladder neck

57.93 Control of (postoperative) hemorrhage of bladder

57.94 Insertion of indwelling urinary catheter

57.95 Replacement of indwelling urinary catheter

57.96 Implantation of electronic bladder stimulator

57.97 Replacement of electronic bladder stimulator

57.98 Removal of electronic bladder stimulator

*Excludes: that with synchronou replacement ([57.97](#))*

57.99 Other

*Excludes: irrigation of:*  
*cystostomy ([96.47](#))*  
*other indwelling urinary catheter ([96.48](#))*  
*lysis of external adhesions ([59.11](#))*  
*removal of:*  
*cystostomy tube ([97.63](#))*  
*other urinary drainage devic ([97.64](#))*  
*therapeutic distention of bladder ([96.25](#))*

58 Operations on urethra

Includes: operations on:  
bulbourethral gland [Cowper's gland]  
periurethral tissue

Code also any application or administration of an adhesion barrier substance  
([99.77](#))

- 58.0** Urethrotomy  
 Excision of urethral septum  
 Formation of urethrovaginal fistula  
 Perineal urethrostomy  
 Removal of calculus from urethra by incision  
*Excludes: drainage of bulbourethral gland or periurethral tissue (58.91)*  
*internal urethral meatotomy (58.5)*  
*removal of urethral calculus without incision (58.6)*
- 58.1** Urethral meatotomy  
*Excludes: internal urethral meatotomy (58.5)*
- 58.2** Diagnostic procedures on urethra
- 58.21** Perineal urethroscopy
- 58.22** Other urethroscopy
- 58.23** Biopsy of urethra
- 58.24** Biopsy of periurethral tissue
- 58.29** Other diagnostic procedures on urethra and periurethral tissue  
*Excludes: microscopic examination of specimen from urethra (91.31-91.39)*  
*retrograde cystourethrogram (87.76)*  
*urethral pressure profil (89.25)*  
*urethral sphincter electromyogram (89.23)*
- 58.3** Excision or destruction of lesion or tissue of urethra  
*Excludes: biopsy of urethra (58.23)*  
*excision of bulbourethral gland (58.92)*  
*fistulectomy (58.43)*  
*urethrectomy as part of:*  
*complete cystectomy (57.79)*  
*pelvic evisceration (68.8)*  
*radical cystectomy (57.71)*
- 58.31** Endoscopic excision or destruction of lesion or tissue of urethra  
 Fulguration of urethral lesion
- 58.39** Other local excision or destruction of lesion or tissue of urethra  
 Excision of:  
 congenital valve of urethra  
 lesion of urethra  
 stricture of urethra  
 Urethrectomy  
*Excludes: that by endoscopic approach (58.31)*
- 58.4** Repair of urethra  
*Excludes: repair of current obstetric laceration (75.61)*
- 58.41** Suture of laceration of urethra
- 58.42** Closure of urethrostomy
- 58.43** Closure of other fistula of urethra  
*Excludes: repair of urethroperineovesical fistula (57.84)*

- 58.44 Reanastomosis of urethra  
Anastomosis of urethra
- 58.45 Repair of hypospadias or epispadias
- 58.46 Other reconstruction of urethra  
Urethral construction
- 58.47 Urethral meatoplasty
- 58.49 Other repair of urethra  
Benenenti rotation of bulbous urethra  
Repair of old obstetric laceration of urethra  
Urethral plication

*Excludes: repair of:*

*current obstetric laceration (75.61)*  
*urethrocele (70.50-70.51)*

- 58.5 Release of urethral stricture  
Cutting of urethral sphincter  
Internal urethral meatotomy  
Urethrolysis
- 58.6 Dilation of urethra  
Dilation of urethrovesical junction  
Passage of sounds through urethra  
Removal of calculus from urethra without incision  
*Excludes: urethral calibration (89.29)*
- 58.9 Other operations on urethra and periurethral tissue
  - 58.91 Incision of periurethral tissue  
Drainage of bulbourethral gland
  - 58.92 Excision of periurethral tissue  
*Excludes: biopsy of periurethral tissue (58.24)*  
*lysis of periurethral adhesions*  
*laparoscopic (59.12)*  
*other (59.11)*
  - 58.93 Implantation of artificial urinary sphincter [AUS]  
Placement of inflatable:  
bladder sphincter  
urethral sphincter  
Removal with replacement of sphincter device [AUS]  
With pump and/or reservoir
  - 58.99 Other  
Removal of inflatable urinary sphincter without replacement  
Repair of inflatable sphincter pump and/or reservoir  
Surgical correction of hydraulic pressure of inflatable sphincter device  
*Excludes: removal of:*  
*intraluminal foreign body from urethra without incision (98.19)*  
*urethral stent (97.65)*



- 59 Other operations on urinary tract  
**Code also any application or administration of an adhesion barrier substance (99.77)**
- 59.0 Dissection of retroperitoneal tissue
- 59.00 Retroperitoneal dissection, not otherwise specified
  - 59.02 Other lysis of perirenal or periureteral adhesions  
*Excludes: that by laparoscope (59.03)*
  - 59.03 Laparoscopic lysis of perirenal or periureteral adhesions
  - 59.09 Other incision of perirenal or periureteral tissue  
**Exploration of perinephric area**  
**Incision of perirenal abscess**
- 59.1 Incision of perivesical tissue
- 59.11 Other lysis of perivesical adhesions
  - 59.12 Laparoscopic lysis of perivesical adhesions
  - 59.19 Other incision of perivesical tissue  
**Exploration of perivesical tissue**  
**Incision of hematoma of space of Retzius**  
**Retropubic exploration**
- 59.2 Diagnostic procedures on perirenal and perivesical tissue
- 59.21 Biopsy of perirenal or perivesical tissue
  - 59.29 Other diagnostic procedures on perirenal tissue, perivesical tissue, and retroperitoneum  
*Excludes: microscopic examination of specimen from:*  
*perirenal tissue (91.21-91.29)*  
*perivesical tissue (91.31-91.39)*  
*retroperitoneum NEC (91.11-91.19)*  
*retroperitoneal x-ray (88.14-88.16)*
- 59.3 Plication of urethrovesical junction  
**Kelly- Kennedy operation on urethra**  
**Kelly- Stoeckel urethral plication**
- 59.4 Suprapubic sling operation  
**Goebel- Frangenheim- Stoeckel urethrovesical suspension**  
**Millin- Read urethrovesical suspension**  
**Oxford operation for urinary incontinence**  
**Urethrocystopexy by suprapubic suspension**
- 59.5 Retropubic urethral suspension  
**Burch procedure**  
**Marshall- Marchetti- Krantz operation**  
**Suture of periurethral tissue to symphysis pubis**  
**Urethral suspension NOS**
- 59.6 Paraurethral suspension  
**Pereyra paraurethral suspension**  
**Periurethral suspension**

59.7 Other repair of urinary stress incontinence

**59.71** Levator muscle operation for urethrovaginal suspension  
 Cystourethropexy with levator muscle sling  
 Gracilis muscle transplant for urethrovaginal suspension  
 Pubococcygeal sling

59.72 Injection of implant into urethra and/or bladder neck  
 Collagen implant  
 Endoscopic injection of implant  
 Fat implant  
 Polytef implant

**59.79** Other  
 Anterior urethropexy  
 Repair of stress incontinence NOS  
 Tudor "rabbit ear" urethropexy

**59.8** Ureteral catheterization  
 Drainage of kidney by catheter  
 Insertion of ureteral stent  
 Ureterovesical orifice dilation  
 Code also any ureterotomy ([56.2](#))

*Excludes: that for:*

*retrograde pyelogram ([87.74](#))*  
*transurethral removal of calculus or clot from ureter and renal pelvis ([56.0](#))*

59.9 Other operations on urinary system

*Excludes: nonoperative removal of therapeutic device ([97.61-97.69](#))*

**59.91** Excision of perirenal or perivesical tissue  
*Excludes: biopsy of perirenal or perivesical tissue ([59.21](#))*

**59.92** Other operations on perirenal or perivesical tissue

59.93 Replacement of ureterostomy tube  
 Change of ureterostomy tube  
 Reinsertion of ureterostomy tube  
*Excludes: nonoperative removal of ureterostomy tube ([97.62](#))*

59.94 Replacement of cystostomy tube  
*Excludes: nonoperative removal of cystostomy tube ([97.63](#))*

59.95 Ultrasonic fragmentation of urinary stones  
 Shattered urinary stones  
*Excludes: percutaneous nephrostomy with fragmentation ([55.04](#))*  
*shock-wave disintegratio ([98.51](#))*

59.99 Other  
*Excludes: instillation of medication into urinary tract ([96.49](#))*  
*irrigation of urinary tract ([96.45-96.48](#))*

11. OPERATIONS ON THE MALE GENITAL ORGANS (60-64)

60 Operations on prostate and seminal vesicles

**Includes:** operations on periprostatic tissue

Code also any application or administration of an adhesion barrier substance  
(99.77)

**Excludes:** that associated with radical cystectomy (57.71)

60.0 Incision of prostate

Drainage of prostatic abscess

Prostatolithotomy

**Excludes:** drainage of periprostatic tissue only (60.81)

60.1 Diagnostic procedures on prostate and seminal vesicles

60.11 Closed [percutaneous] [needle] biopsy of prostate

**Approach:**

transrectal

transurethral

**Punch biopsy**

60.12 Open biopsy of prostate

60.13 Closed [percutaneous] biopsy of seminal vesicles

**Needle biopsy of seminal vesicles**

60.14 Open biopsy of seminal vesicles

60.15 Biopsy of periprostatic tissue

60.18 Other diagnostic procedures on prostate and periprostatic tissue

**Excludes:** microscopic examination of specimen from prostate

(91.31-91.39)

x-ray of prostate (87.92)

60.19 Other diagnostic procedures on seminal vesicles

**Excludes:** microscopic examination of specimen from seminal vesicles

(91.31-91.39)

x-ray:

contrast seminal vesiculogra (87.91)

other (87.92)

60.2 Transurethral prostatectomy

**Excludes:** local excision of lesion of prostate (60.61)

60.21 Transurethral (ultrasound) guided laser induced prostatectomy  
(TULIP)

**Ablation (contact) (noncontact) by laser**

60.29 Other transurethral prostatectomy


**Excision of median bar by transurethral approach**

**Transurethral electrovaporization of prostate (TEVAP)**

**Transurethral enucleative procedure**

**Transurethral prostatectomy NOS**

**Transurethral resection of prostate (TURP)**

- 60.3 Suprapubic prostatectomy  
 Transvesical prostatectomy  
*Excludes: local excision of lesion of prostate (60.61)  
 radical prostatectomy (60.5)*
- 60.4 Retropubic prostatectomy  
*Excludes: local excision of lesion of prostate (60.61)  
 radical prostatectomy (60.5)*
- 60.5 Radical prostatectomy  
 Prostatovesiculectomy  
 Radical prostatectomy by any approach  
*Excludes: cystoprostatectomy (57.71)*
- 60.6 Other prostatectomy
- 60.61 Local excision of lesion of prostate   
*Excludes: biopsy of prostate (60.11-60.12)  
 laser interstitial thermal therapy [LITT] of lesion or tissue  
 of prostate under guidance (17.69)*
- 60.62 Perineal prostatectomy  
 Cryoablation of prostate  
 Cryoprostatectomy  
 Cryosurgery of prostate  
 Radical cryosurgical ablation of prostate (RCSA)  
*Excludes: local excision of lesion of prostate (60.61)*
- 60.69 Other
- 60.7 Operations on seminal vesicles
- 60.71 Percutaneous aspiration of seminal vesicle  
*Excludes: needle biopsy of seminal vesicle (60.13)*
- 60.72 Incision of seminal vesicle
- 60.73 Excision of seminal vesicle  
 Excision of Müllerian duct cyst  
 Spermatoctomy  
*Excludes: biopsy of seminal vesicle (60.13-60.14)  
 prostatovesiculectomy (60.5)*
- 60.79 Other operations on seminal vesicles
- 60.8 Incision or excision of periprostatic tissue
- 60.81 Incision of periprostatic tissue  
 Drainage of periprostatic abscess
- 60.82 Excision of periprostatic tissue  
 Excision of lesion of periprostatic tissue  
*Excludes: biopsy of periprostatic tissue (60.15)*
- 60.9 Other operations on prostate
- 60.91 Percutaneous aspiration of prostate  
*Excludes: needle biopsy of prostat (60.11)*

ICD-9-CM TABULAR LIST OF PROCEDURES (FY10)

- 60.92 Injection into prostate test link
- 60.93 Repair of prostate
- 60.94 Control of (postoperative) hemorrhage of prostate  
**Coagulation of prostatic bed**  
**Cystoscopy for control of prostatic hemorrhage**
- 60.95 Transurethral balloon dilation of the prostatic urethra
- 60.96 Transurethral destruction of prostate tissue by microwave  
thermotherapy  
**Transurethral microwave thermotherapy (TUMT) of prostate**  
*Excludes: Prostatectomy:*  
*other (60.61 - 60.69)*  
*radical (60.5)*  
*retropubic (60.4)*  
*suprapubic (60.3)*  
*transurethral (60.21 - 60.29)*
- 60.97 Other transurethral destruction of prostate tissue by other  
thermotherapy  
**Radiofrequency thermotherapy**  
**Transurethral needle ablation (TUNA) of prostate**  
*Excludes: Prostatectomy:*  
*other (60.61 - 60.69)*  
*radical (60.5)*  
*retropubic (60.4)*  
*suprapubic (60.3)*  
*transurethral (60.21 - 60.29)*
- 60.99 Other  
*Excludes: prostatic massage (99.94)*

61 Operations on scrotum and tunica vaginalis

- 61.0 Incision and drainage of scrotum and tunica vaginalis  
*Excludes: percutaneous aspiration of hydrocele (61.91)*
- 61.1 Diagnostic procedures on scrotum and tunica vaginalis
- 61.11 Biopsy of scrotum or tunica vaginalis
- 61.19 Other diagnostic procedures on scrotum and tunica vaginalis
- 61.2 Excision of hydrocele (of tunica vaginalis)  
**Bottle repair of hydrocele of tunica vaginalis**  
*Excludes: percutaneous aspiration of hydrocele (61.91)*
- 61.3 Excision or destruction of lesion or tissue of scrotum  
**Fulguration of lesion of scrotum**  
**Reduction of elephantiasis of scrotum**  
**Partial scrotoectomy of scrotum**  
*Excludes: biopsy of scrotum (61.11)*  
*scrotal fistulectomy (61.42)*



- 61.4 Repair of scrotum and tunica vaginalis
  - 61.41 Suture of laceration of scrotum and tunica vaginalis
  - 61.42 Repair of scrotal fistula
  - 61.49 Other repair of scrotum and tunica vaginalis  
**Reconstruction with rotational or pedicle flaps**
- 61.9 Other operations on scrotum and tunica vaginalis
  - 61.91 Percutaneous aspiration of tunica vaginalis  
**Aspiration of hydrocele of tunica vaginalis**
  - 61.92 Excision of lesion of tunica vaginalis other than hydrocele  
**Excision of hematocele of tunica vaginalis**
  - 61.99 Other  
*Excludes: removal of foreign body from scrotum without incision (98.24)*
- 62 Operations on testes
  - 62.0 Incision of testis
  - 62.1 Diagnostic procedures on testes
    - 62.11 Closed [percutaneous] [needle] biopsy of testis
    - 62.12 Open biopsy of testis
    - 62.19 Other diagnostic procedures on testes
  - 62.2 Excision or destruction of testicular lesion  
**Excision of appendix testis**  
**Excision of cyst of Morgagni in the male**  
*Excludes: biopsy of testis (62.11-62.12)*
  - 62.3 Unilateral orchiectomy  
**Orchidectomy (with epididymectomy) NOS**
  - 62.4 Bilateral orchiectomy  
**Male castration**  
**Radical bilateral orchiectomy (with epididymectomy)**  
**Code also any synchronous lymph node dissection (40.3, 40.5)**
    - 62.41 Removal of both testes at same operative episode  
**Bilateral orchidectomy NOS**
    - 62.42 Removal of remaining testis  
**Removal of solitary testis**
  - 62.5 Orchiopexy  
**Mobilization and replacement of testis in scrotum**  
**Orchiopexy with detorsion of testis**  
**Torek (- Bevan) operation (orchidopexy) (first stage) (second stage)**  
**Transplantation to and fixation of testis in scrotum**

62.6 Repair of testes

**Excludes:** *reduction of torsion* ([63.52](#))

62.61 Suture of laceration of testis

62.69 Other repair of testis  
**Testicular graft**

62.7 Insertion of testicular prosthesis

62.9 Other operations on testes

62.91 Aspiration of testis

**Excludes:** *percutaneous biopsy of testis* ([62.11](#))

62.92 Injection of therapeutic substance into testis

62.99 Other

63 Operations on spermatic cord, epididymis, and vas deferens

63.0 Diagnostic procedures on spermatic cord, epididymis, and vas deferens

63.01 Biopsy of spermatic cord, epididymis, or vas deferens

63.09 Other diagnostic procedures on spermatic cord, epididymis, and vas deferens

**Excludes:** *contrast epididymogram* ([87.93](#))

*contrast vasogram* ([87.94](#))

*other x-ray of epididymis and vas deferens* ([87.95](#))

63.1 Excision of varicocele and hydrocele of spermatic cord  
**High ligation of spermatic vein**  
**Hydrocelectomy of canal of Nuck**

63.2 Excision of cyst of epididymis  
**Spermatoclectomy**

63.3 Excision of other lesion or tissue of spermatic cord and epididymis  
**Excision of appendix epididymis**

**Excludes:** *biopsy of spermatic cord or epididymis* ([63.01](#))

63.4 Epididymectomy

**Excludes:** *that synchronous with orchiectomy* ([62.3-62.42](#))

63.5 Repair of spermatic cord and epididymis

63.51 Suture of laceration of spermatic cord and epididymis

63.52 Reduction of torsion of testis or spermatic cord

**Excludes:** *that associated with orchiopexy* ([62.5](#))

63.53 Transplantation of spermatic cord

63.59 Other repair of spermatic cord and epididymis

63.6 Vasotomy

**Vasostomy**

63.7 Vasectomy and ligation of vas deferens

63.70 Male sterilization procedure, not otherwise specified

63.71 Ligation of vas deferens

**Crushing of vas deferens**

**Division of vas deferens**

63.72 Ligation of spermatic cord

63.73 Vasectomy

63.8 Repair of vas deferens and epididymis

63.81 Suture of laceration of vas deferens and epididymis

63.82 Reconstruction of surgically divided vas deferens

63.83 Epididymovasostomy

63.84 Removal of ligature from vas deferens

63.85 Removal of valve from vas deferens

63.89 Other repair of vas deferens and epididymis

63.9 Other operations on spermatic cord, epididymis, and vas deferens

63.91 Aspiration of spermatocele

63.92 Epididymotomy

63.93 Incision of spermatic cord

63.94 Lysis of adhesions of spermatic cord

63.95 Insertion of valve in vas deferens

63.99 Other

64 Operations on penis

**Includes: operations on:**

**corpora cavernosa**

**glans penis**

**prepuce**

64.0 Circumcision

64.1 Diagnostic procedures on the penis

64.11 Biopsy of penis

64.19 Other diagnostic procedures on penis

64.2 Local excision or destruction of lesion of penis

**Excludes: biopsy of penis (64.11)**

64.3 Amputation of penis

64.4 Repair and plastic operation on penis

64.41 Suture of laceration of penis

- 64.42 Release of chordee
- 64.43 Construction of penis
- 64.44 Reconstruction of penis
- 64.45 Replantation of penis  
**Reattachment of amputated penis**
- 64.49 Other repair of penis  
*Excludes: repair of epispadias and hypospadias (58.45)*
- 64.5 Operations for sex transformation, not elsewhere classified
- 64.9 Other operations on male genital organs
  - 64.91 Dorsal or lateral slit of prepuce
  - 64.92 Incision of penis
  - 64.93 Division of penile adhesions
  - 64.94 Fitting of external prosthesis of penis  
**Penile prosthesis NOS**
  - 64.95 Insertion or replacement of non-inflatable penile prosthesis  
**Insertion of semi-rigid rod prosthesis into shaft of penis**  
*Excludes: external penile prosthesis (64.94)  
inflatable penile prosthesis (64.97)  
plastic repair, penis (64.43-64.49)  
that associated with:  
construction (64.43)  
reconstruction (64.44)*
  - 64.96 Removal of internal prosthesis of penis  
**Removal without replacement of non-inflatable or inflatable penile prosthesis**
  - 64.97 Insertion or replacement of inflatable penile prosthesis  
**Insertion of cylinders into shaft of penis and placement of pump and reservoir**  
*Excludes: external penile prosthesis (64.94)  
non-inflatable penile prosthesis (64.95)  
plastic repair, penis (64.43-64.49)*
  - 64.98 Other operations on penis  
**Corpora cavernosa-corporis spongiosum shunt  
Corpora-saphenous shunt  
Irrigation of corpus cavernosum**  
*Excludes: removal of foreign body:  
intraluminal (98.19)  
without incision (98.24)  
stretching of foreskin (99.95)*
  - 64.99 Other  
*Excludes: collection of sperm for artificial insemination (99.96)*

## 12. OPERATIONS ON THE FEMALE GENITAL ORGANS (65-71)

## 65 Operations on ovary

Code also any application or administration of an adhesion barrier substance  
(99.77)

## 65.0 Oophorotomy

## Salpingo-oophorotomy

65.01 Laparoscopic oophorotomy

65.09 Other oophorotomy

## 65.1 Diagnostic procedures on ovaries

65.11 Aspiration biopsy of ovary

65.12 Other biopsy of ovary

65.13 Laparoscopic biopsy of ovary

65.14 Other laparoscopic diagnostic procedures on ovaries

65.19 Other diagnostic procedures on ovaries

*Excludes: microscopic examination of specimen from ovary*  
(91.41-91.49)

## 65.2 Local excision or destruction of ovarian lesion or tissue

65.21 Marsupialization of ovarian cyst

*Excludes: that by laparoscope* (65.23)

65.22 Wedge resection of ovary

*Excludes: that by laparoscope* (65.24)

65.23 Laparoscopic marsupialization of ovarian cyst

65.24 Laparoscopic wedge resection of ovary

65.25 Other laparoscopic local excision or destruction of ovary

65.29 Other local excision or destruction of ovary

## Bisection of ovary

## Cauterization of ovary

## Partial excision of ovary

*Excludes: biopsy of ovary* (65.11-65.13)  
*that by laparoscope* (65.25)

## 65.3 Unilateral oophorectomy

65.31 Laparoscopic unilateral oophorectomy

65.39 Other unilateral oophorectomy

*Excludes: that by laparoscope* (65.31)

## 65.4 Unilateral salpingo-oophorectomy

65.41 Laparoscopic unilateral salpingo-oophorectomy

65.49 Other unilateral salpingo-oophorectomy

65.5 Bilateral oophorectomy

65.51 Other removal of both ovaries at same operative episode  
**Female castration**

*Excludes: that by laparoscope (65.53)*

65.52 Other removal of remaining ovary  
**Removal of solitary ovary**

*Excludes: that by laparoscope (65.54)*

65.53 Laparoscopic removal of both ovaries at same operative episode

65.54 Laparoscopic removal of remaining ovary

65.6 Bilateral salpingo-oophorectomy

65.61 Other removal of both ovaries and tubes at same operative episode

*Excludes: that by laparoscope (65.63)*

65.62 Other removal of remaining ovary and tube  
**Removal of solitary ovary and tube**

*Excludes: that by laparoscope (65.64)*

65.63 Laparoscopic removal of both ovaries and tubes at same operative episode

65.64 Laparoscopic removal of remaining ovary and tube

65.7 Repair of ovary

*Excludes: salpingo-oophorostomy (66.72)*

65.71 Other simple suture of ovary

*Excludes: that by laparoscope (65.74)*

65.72 Other reimplantation of ovary

*Excludes: that by laparoscope (65.75)*

65.73 Other salpingo-oophoroplasty

*Excludes: that by laparoscope (65.76)*

65.74 Laparoscopic simple suture of ovary

65.75 Laparoscopic reimplantation of ovary

65.76 Laparoscopic salpingo-oophoroplasty

65.79 Other repair of ovary  
**Oophoropexy**

65.8 Lysis of adhesions of ovary and fallopian tube

65.81 Laparoscopic lysis of adhesions of ovary and fallopian tube

65.89 Other lysis of adhesions of ovary and fallopian tube

*Excludes: that by laparoscope (65.81)*

65.9 Other operations on ovary

65.91 Aspiration of ovary

*Excludes: aspiration biopsy of ovary (65.11)*

65.92 Transplantation of ovary  
*Excludes: reimplantation of ovary  
 laparoscopic (65.75)  
 other (65.72)*

65.93 Manual rupture of ovarian cyst

65.94 Ovarian denervation

65.95 Release of torsion of ovary

65.99 Other  
**Ovarian drilling**

## 66 Operations on fallopian tubes

**Code also any application or administration of an adhesion barrier substance  
 (99.77)**

### 66.0 Salpingotomy and salpingostomy

66.01 Salpingotomy

66.02 Salpingostomy

### 66.1 Diagnostic procedures on fallopian tubes

66.11 Biopsy of fallopian tube

66.19 Other diagnostic procedures on fallopian tubes

*Excludes: microscopic examination of specimen from fallopian tubes  
 (91.41-91.49)  
 radiography of fallopian tubes (87.82-87.83, 87.85)  
 Rubin's test (66.8)*

### 66.2 Bilateral endoscopic destruction or occlusion of fallopian tubes

**Includes: bilateral endoscopic destruction or occlusion of fallopian tubes by:**  
 culdoscopy  
 endoscopy  
 hysteroscopy  
 laparoscopy  
 peritoneoscopy  
**endoscopic destruction of solitary fallopian tube**

66.21 Bilateral endoscopic ligation and crushing of fallopian tubes

66.22 Bilateral endoscopic ligation and division of fallopian tubes

66.29 Other bilateral endoscopic destruction or occlusion of fallopian tubes

### 66.3 Other bilateral destruction or occlusion of fallopian tubes

**Includes: destruction of solitary fallopian tube**

*Excludes: endoscopic destruction or occlusion of fallopian tubes (66.21-66.29)*

66.31 Other bilateral ligation and crushing of fallopian tubes

66.32 Other bilateral ligation and division of fallopian tubes  
**Pomeroy operation**

66.39 Other bilateral destruction or occlusion of fallopian tubes  
**Female sterilization operation NOS**

- 66.4 Total unilateral salpingectomy
- 66.5 Total bilateral salpingectomy  
*Excludes: bilateral partial salpingectomy for sterilization (66.39) that with oophorectomy (65.61-65.64)*
- 66.51 Removal of both fallopian tubes at same operative episode
- 66.52 Removal of remaining fallopian tube  
**Removal of solitary fallopian tube**
- 66.6 Other salpingectomy  
**Includes: salpingectomy by:**  
 cauterization  
 coagulation  
 electrocoagulation  
 excision  
*Excludes: fistulectomy (66.73)*
- 66.61 Excision or destruction of lesion of fallopian tube  
*Excludes: biopsy of fallopian tube (66.11)*
- 66.62 Salpingectomy with removal of tubal pregnancy  
**Code also any synchronous oophorectomy (65.31, 65.39)**
- 66.63 Bilateral partial salpingectomy, not otherwise specified
- 66.69 Other partial salpingectomy
- 66.7 Repair of fallopian tube
- 66.71 Simple suture of fallopian tube
- 66.72 Salpingo-oophorostomy
- 66.73 Salpingo-salpingostomy
- 66.74 Salpingo-uterostomy
- 66.79 Other repair of fallopian tube  
**Graft of fallopian tube**  
**Reopening of divided fallopian tube**  
**Salpingoplasty**
- 66.8 Insufflation of fallopian tube  
**Insufflation of fallopian tube with:**  
 air  
 dye  
 gas  
 saline  
**Rubin's test**  
*Excludes: insufflation of therapeutic agent (66.95) that for hysterosalpingography (87.82-87.83)*
- 66.9 Other operations on fallopian tubes
- 66.91 Aspiration of fallopian tube
- 66.92 Unilateral destruction or occlusion of fallopian tube  
*Excludes: that of solitary tube (66.21-66.39)*



OPERATIONS ON THE FEMALE GENITAL ORGANS (65-71)

- 66.93 Implantation or replacement of prosthesis of fallopian tube
- 66.94 Removal of prosthesis of fallopian tube
- 66.95 Insufflation of therapeutic agent into fallopian tubes
- 66.96 Dilation of fallopian tube
- 66.97 Burying of fimbriae in uterine wall
- 66.99 Other

*Excludes: lysis of adhesions of ovary and tube  
laparoscopic (65.81)  
other (65.89)*

67 Operations on cervix

Code also any application or administration of an adhesion barrier substance  
(99.77)

67.0 Dilation of cervical canal

*Excludes: dilation and curettage (69.01-69.09)  
that for induction of labor (73.1)*

67.1 Diagnostic procedures on cervix

67.11 Endocervical biopsy

*Excludes: conization of cervix (67.2)*

67.12 Other cervical biopsy

Punch biopsy of cervix NOS

*Excludes: conization of cervix (67.2)*

67.19 Other diagnostic procedures on cervix

*Excludes: microscopic examination of specimen from cervix  
(91.41-91.49)*

67.2 Conization of cervix

*Excludes: that by:*

*cryosurgery (67.33)*

*electrosurgery (67.32)*

67.3 Other excision or destruction of lesion or tissue of cervix

67.31 Marsupialization of cervical cyst

67.32 Destruction of lesion of cervix by cauterization

Electroconization of cervix

LEEP (loop electrosurgical excision procedure)

LLETZ (large loop excision of the transformation zone)

67.33 Destruction of lesion of cervix by cryosurgery

Cryoconization of cervix

67.39 Other excision or destruction of lesion or tissue of cervix

*Excludes: biopsy of cervix (67.11-67.12)*

*cervical fistulectomy (67.62)*

*conization of cervix (67.2)*

67.4 Amputation of cervix

Cervicectomy with synchronous colporrhaphy



New code



Revised code



4<sup>th</sup> digit required

67.5 Repair of internal cervical os

67.51 Transabdominal cerclage of cervix

67.59 Other repair of internal cervical os  
 Cerclage of isthmus uteri  
 McDonald operation  
 Shirodkar operation  
 Transvaginal cerclage

*Excludes: laparoscopically assisted supracervical hysterectomy [LASH] (68.31)  
 transabdominal cerclage of cervix (67.51)*

67.6 Other repair of cervix

*Excludes: repair of current obstetric laceration (75.51)*

67.61 Suture of laceration of cervix

67.62 Repair of fistula of cervix  
 Cervic sigmoidal fistulectomy

*Excludes: fistulectomy:  
 cervicovesical (57.84)  
 ureterocervical (56.84)  
 vesicocervicovaginal (57.84)*

67.69 Other repair of cervix  
 Repair of old obstetric laceration of cervix

68 Other incision and excision of uterus

Code also any application or administration of an adhesion barrier substance  
(99.77)

68.0 Hysterotomy

Hysterotomy with removal of hydatidiform mole

*Excludes: hysterotomy for termination of pregnancy (74.91)*

68.1 Diagnostic procedures on uterus and supporting structures

68.11 Digital examination of uterus

*Excludes: pelvic examination, so describe (89.26)  
 postpartal manual exploration of uterine cavity (75.7)*

68.12 Hysteroscopy

*Excludes: that with biopsy (68.16)*

68.13 Open biopsy of uterus

*Excludes: closed biopsy of uterus (68.16)*

68.14 Open biopsy of uterine ligaments

*Excludes: closed biopsy of uterine ligaments (68.15)*

68.15 Closed biopsy of uterine ligaments

Endoscopic (laparoscopy) biopsy of uterine adnexa, except ovary and fallopian tube

68.16 Closed biopsy of uterus

Endoscopic (laparoscopy) hysteroscopy) biopsy of uterus

*Excludes: open biopsy of uterus (68.13)*

68.19 Other diagnostic procedures on uterus and supporting structures

*Excludes: diagnostic:*

*aspiration curettage (69.59)*

*dilation and curettage (69.09)*

*microscopic examination of specimen from uterus (91.41-91.49)*

*pelvic examination (89.26)*

*radioisotope scan of:*

*placenta (92.17)*

*uterus (92.19)*

*ultrasonography of uterus (88.78-88.79)*

*x-ray of uterus (87.81-87.89)*

68.2 Excision or destruction of lesion or tissue of uterus

68.21 Division of endometrial synechiae

Lysis of intraluminal uterine adhesions

68.22 Incision or excision of congenital septum of uterus

68.23 Endometrial ablation

Dilation and curettage

Hysteroscopic endometrial ablation

68.29 Other excision or destruction of lesion of uterus

Uterine myomectomy

*Excludes: biopsy of uterus (68.13, 68.16)*

*uterine fistulectomy (69.42)*

68.3 Subtotal abdominal hysterectomy

68.31 Laparoscopic supracervical hysterectomy [LSH]

Classic infrafascial SEMM hysterectomy [CISH]

Laparoscopically assisted supracervical hysterectomy [LASH]

68.39 Other and unspecified subtotal abdominal hysterectomy, NOS

Supracervical hysterectomy

*Excludes: classic infrafascial SEMM hysterectomy [CISH] (68.31)*

*laparoscopic supracervical hysterectomy [LSH] (68.31)*

68.4 Total abdominal hysterectomy

Hysterectomy:

extended

Code also any synchronous removal of tubes and ovaries (65.31-65.64)

*Excludes: radical abdominal hysterectomy, any approach (68.61 - 68.69)*

68.41 Laparoscopic total abdominal hysterectomy

Total laparoscopic hysterectomy [TLH]

68.49 Other and unspecified total abdominal hysterectomy

Hysterectomy:

extended

68.5 Vaginal hysterectomy

Code also any synchronous:

- removal of tubes and ovaries ([65.31-65.64](#))
- repair of cystocele or rectocele ([70.50-70.52](#))
- repair of pelvic floor ([70.79](#))

**68.51** Laparoscopically assisted vaginal hysterectomy (LAVH)

**68.59** Other and unspecified vaginal hysterectomy

*Excludes:* *laparoscopically assisted vaginal hysterectomy (LAVH)* ([68.51](#))  
*radical vaginal hysterectomy* ([68.7](#))

68.6 Radical abdominal hysterectomy

Code also any synchronous:

- lymph gland dissection ([40.3, 40.5](#))
- removal of tubes and ovaries ([65.31-65.64](#))

*Excludes:* *pelvic evisceration* ([68.8](#))

**68.61** Laparoscopic radical abdominal hysterectomy

- Laparoscopic modified radical hysterectomy
- Total laparoscopic radical hysterectomy [TLRH]

**68.69** Other and unspecified radical abdominal hysterectomy

- Modified radical hysterectomy
- Wertheim's operation

*Excludes:* *laparoscopic total abdominal hysterectomy* ([68.41](#))  
*laparoscopic radical abdominal hysterectomy* ([68.61](#))

68.7 Radical vaginal hysterectomy

Code also any synchronous:

- lymph gland dissection ([40.3, 40.5](#))
- removal of tubes and ovaries ([65.31-65.64](#))

*Excludes:* *abdominal hysterectomy, any approach* ([68.31-68.39](#),  
[68.41-68.49](#), [68.61-68.69](#), [68.9](#))

**68.71** Laparoscopic radical vaginal hysterectomy [LRVH]

**68.79** Other and unspecified radical vaginal hysterectomy

- Hysterocolpectomy
- Schauta operation

**68.8** Pelvic evisceration

Removal of ovaries, tubes, uterus, vagina, bladder, and urethra (with removal of sigmoid colon and rectum)

Code also any synchronous:

- colostomy ([46.12-46.13](#))
- lymph gland dissection ([40.3, 40.5](#))
- urinary diversion ([56.51-56.79](#))

**68.9** Other and unspecified hysterectomy

Hysterectomy NOS

*Excludes:* *abdominal hysterectomy, any approach* ([68.31-68.39](#),  
[68.41-68.49](#), [68.61-68.69](#),)  
*vaginal hysterectomy, any approach* ([68.51-68.59](#), [68.71-68.79](#))

- 69 Other operations on uterus and supporting structures  
**Code also any application or administration of an adhesion barrier substance**  
[\(99.77\)](#)
- 69.0 Dilation and curettage of uterus  
**Excludes: aspiration curettage of uterus** [\(69.51-69.59\)](#)
- 69.01** Dilation and curettage for termination of pregnancy  
**69.02** Dilation and curettage following delivery or abortion  
**69.09** Other dilation and curettage  
**Diagnostic D and C**
- 69.1 Excision or destruction of lesion or tissue of uterus and supporting structures  
**69.19** Other excision or destruction of uterus and supporting structures  
**Excludes: biopsy of uterine ligamen** [\(68.14\)](#)
- 69.2 Repair of uterine supporting structures
- 69.21** Interposition operation  
**Watkins procedure**
- 69.22** Other uterine suspension  
**Hysteropexy**  
**Manchester operation**  
**Plication of uterine ligament**
- 69.23** Vaginal repair of chronic inversion of uterus  
**69.29** Other repair of uterus and supporting structures
- 69.3** Paracervical uterine denervation
- 69.4 Uterine repair  
**Excludes: repair of current obstetric laceration** [\(75.50-75.52\)](#)
- 69.41** Suture of laceration of uterus  
**69.42** Closure of fistula of uterus  
**Excludes: uterovesical fistulectomy** [\(57.84\)](#)
- 69.49** Other repair of uterus  
**Repair of old obstetric laceration of uterus**
- 69.5 Aspiration curettage of uterus  
**Excludes: menstrual extraction** [\(69.6\)](#)
- 69.51** Aspiration curettage of uterus for termination of pregnancy  
**Therapeutic abortion NOS**
- 69.52** Aspiration curettage following delivery or abortion  
**69.59** Other aspiration curettage of uterus
- 69.6 Menstrual extraction or regulation
- 69.7 Insertion of intrauterine contraceptive device

69.9 Other operations on uterus, cervix, and supporting structures

**Excludes:** *obstetric dilation or incision of cervix* ([73.1](#), [73.93](#))

69.91 Insertion of therapeutic device into uterus

**Excludes:** *insertion of:*

*intrauterine contraceptive device* ([69.7](#))

*laminaria* ([69.93](#))

*obstetric insertion of bag, bougie, or pack* ([73.1](#))

69.92 Artificial insemination

69.93 Insertion of laminaria

69.94 Manual replacement of inverted uterus

**Excludes:** *that in immediate postpartal period* ([75.94](#))

69.95 Incision of cervix

**Excludes:** *that to assist delivery* ([73.93](#))

69.96 Removal of cerclage material from cervix

69.97 Removal of other penetrating foreign body from cervix

**Excludes:** *removal of intraluminal foreign body from cervix* ([98.16](#))

69.98 Other operations on supporting structures of uterus

**Excludes:** *biopsy of uterine ligamen* ([68.14](#))

69.99 Other operations on cervix and uterus

**Excludes:** *removal of:*

*foreign body* ([98.16](#))

*intrauterine contraceptive device* ([97.71](#))

*obstetric bag, bougie, or pack* ([97.72](#))

*packing* ([97.72](#))

70 Operations on vagina and cul-de-sac

Code also any application or administration of an adhesion barrier substance ([99.77](#))

70.0 Culdocentesis

70.1 Incision of vagina and cul-de-sac

70.11 Hymenotomy

70.12 Culdotomy

70.13 Lysis of intraluminal adhesions of vagina

70.14 Other vaginotomy

Division of vaginal septum

Drainage of hematoma of vaginal cuff

70.2 Diagnostic procedures on vagina and cul-de-sac

70.21 Vaginoscopy

70.22 Culdoscopy

70.23 Biopsy of cul-de-sac

70.24 Vaginal biopsy

70.29 Other diagnostic procedures on vagina and cul-de-sac



70.3 Local excision or destruction of vagina and cul-de-sac

70.31 Hymenectomy

70.32 Excision or destruction of lesion of cul-de-sac  
Endometrectomy of cul-de-sac

*Excludes: biopsy of cul-de-sac (70.23)*

70.33 Excision or destruction of lesion of vagina

*Excludes: biopsy of vagina (70.24)  
vaginal fistulectomy (70.72-70.75)*


70.4 Obliteration and total excision of vagina  
Vaginectomy

*Excludes: obliteration of vaginal vault (70.8)*

70.5 Repair of cystocele and rectocele


70.50 Repair of cystocele and rectocele 

*Excludes: repair of cystocele and rectocele with graft or prosthesis (70.53)*

70.51 Repair of cystocele 

Anterior colporrhaphy (with urethrocele repair)

*Excludes: repair of cystocele and rectocele with graft or prosthesis (70.53)  
repair of cystocele with graft or prosthesis (70.54)*

70.52 Repair of rectocele 

Posterior colporrhaphy

*Excludes: STARR procedure (48.74)  
repair of cystocele and rectocele with graft or prosthesis (70.53)  
repair of rectocele with graft or prosthesis (70.55)*

70.53 Repair of cystocele and rectocele with graft or prosthesis 

Use additional code for biological substance (70.94) or synthetic substance (70.95), if known

70.54 Repair of cystocele with graft or prosthesis 

Anterior colporrhaphy (with urethrocele repair)

Use additional code for biological substance (70.94) or synthetic substance (70.95), if known

70.55 Repair of rectocele with graft or prosthesis 




Posterior colporrhaphy

Use additional code for biological substance (70.94) or synthetic substance (70.95), if known

70.6 Vaginal construction and reconstruction

70.61 Vaginal construction

70.62 Vaginal reconstruction

- 70.63 Vaginal construction with graft or prosthesis   
 Use additional code for biological substance (70.94) or synthetic substance (70.95), if known  
*Excludes: vaginal construction (70.61)*
- 70.64 Vaginal reconstruction with graft or prosthesis   
 Use additional code for biological substance (70.94) or synthetic substance (70.95), if known  
*Excludes: vaginal reconstruction (70.62)*
- 70.7 Other repair of vagina  
*Excludes: lysis of intraluminal adhesions (70.13)  
 repair of current obstetric laceration (75.69)  
 that associated with cervical amputation (67.4)*
- 70.71 Suture of laceration of vagina
- 70.72 Repair of colovaginal fistula
- 70.73 Repair of rectovaginal fistula
- 70.74 Repair of other vaginoenteric fistula
- 70.75 Repair of other fistula of vagina  
*Excludes: repair of fistula:  
 rectovesicovaginal (57.83)  
 ureterovaginal (56.84)  
 urethrovaginal (58.43)  
 uterovaginal (69.42)  
 vesicocervicovaginal (57.84)  
 vesicosigmoidovaginal (57.83)  
 vesicoureterovaginal (56.84)  
 vesicovaginal (57.84)*
- 70.76 Hymenorrhaphy
- 70.77 Vaginal suspension and fixation
- 70.78 Vaginal suspension and fixation with graft or prosthesis   
 Use additional code for biological substance (70.94) or synthetic substance (70.95), if known
- 70.79 Other repair of vagina  
 Colpoperineoplasty  
 Repair of old obstetric laceration of vagina
- 70.8 Obliteration of vaginal vault  
 LeFort operation



70.9 Other operations on vagina and cul-de-sac

70.91 Other operations on vagina

*Excludes:* insertion of:

*diaphragm* ([96.17](#))

*mold* ([96.15](#))

*pack* ([96.14](#))

*pessary* ([96.18](#))

*suppository* ([96.49](#))

removal of:

*diaphragm* ([97.73](#))

*foreign body* ([98.17](#))

*pack* ([97.75](#))

*pessary* ([97.74](#))

replacement of:

*diaphragm* ([97.24](#))

*pack* ([97.26](#))

*pessary* ([97.25](#))

*vaginal dilation* ([96.16](#))

*vaginal douche* ([96.44](#))

70.92 Other operations on cul-de-sac

Obliteration of cul-de-sac

Repair of vaginal enterocele

70.93 Other operations on cul-de-sac with graft or prosthesis 

Repair of vaginal enterocele with graft or prosthesis

Use additional code for biological substance ([70.94](#)) or synthetic substance ([70.95](#)), if known

70.94 Insertion of biological graft 

Allogenic material or substance

Allograft

Autograft

Autologous material or substance

Heterograft

Xenogenic material or substance

Code first these procedures when done with graft or prosthesis:

Other operations on cul-de-sac ([70.93](#))

Repair of cystocele ([70.54](#))

Repair of cystocele and rectocele ([70.53](#))

Repair of rectocele ([70.55](#))

Vaginal construction ([70.63](#))

Vaginal reconstruction ([70.64](#))

Vaginal suspension and fixation ([70.78](#))

70.95 Insertion of synthetic graft or prosthesis 

Artificial tissue

Code first these procedures when done with graft or prosthesis:

Other operations on cul-de-sac ([70.93](#))

Repair of cystocele ([70.54](#))

Repair of cystocele and rectocele ([70.53](#))

Repair of rectocele ([70.55](#))

Vaginal construction ([70.63](#))

Vaginal reconstruction ([70.64](#))

Vaginal suspension and fixation ([70.78](#))

- 71 Operations on vulva and perineum  
**Code also any application or administration of an adhesion barrier substance**  
[\(99.77\)](#)
- 71.0 Incision of vulva and perineum  
 71.01 Lysis of vulvar adhesions  
 71.09 Other incision of vulva and perineum  
**Enlargement of introitus NOS**  
*Excludes: removal of foreign body without incision* [\(98.23\)](#)
- 71.1 Diagnostic procedures on vulva  
 71.11 Biopsy of vulva  
 71.19 Other diagnostic procedures on vulva
- 71.2 Operations on Bartholin's gland  
 71.21 Percutaneous aspiration of Bartholin's gland (cyst)  
 71.22 Incision of Bartholin's gland (cyst)  
 71.23 Marsupialization of Bartholin's gland (cyst)  
 71.24 Excision or other destruction of Bartholin's gland (cyst)  
 71.29 Other operations on Bartholin's gland
- 71.3 Other local excision or destruction of vulva and perineum  
**Division of Skene's gland**  
*Excludes: biopsy of vulva* [\(71.11\)](#)  
*vulvar fistulectomy* [\(71.72\)](#)
- 71.4 Operations on clitoris  
**Amputation of clitoris**  
**Clitoridotomy**  
**Female circumcision**
- 71.5 Radical vulvectomy  
**Code also any synchronous lymph gland dissection** [\(40.3, 40.5\)](#)
- 71.6 Other vulvectomy  
 71.61 Unilateral vulvectomy  
 71.62 Bilateral vulvectomy  
**Vulvectomy NOS**
- 71.7 Repair of vulva and perineum  
*Excludes: repair of current obstetric laceration* [\(75.69\)](#)  
 71.71 Suture of laceration of vulva or perineum  
 71.72 Repair of fistula of vulva or perineum  
*Excludes: repair of fistula:*  
*urethroperineal* [\(58.43\)](#)  
*urethroperineovesical* [\(57.84\)](#)  
*vaginoperineal* [\(70.75\)](#)  
 71.79 Other repair of vulva and perineum  
**Repair of old obstetric laceration of vulva or perineum**

OPERATIONS ON THE FEMALE GENITAL ORGANS (65-71)

71.8 Other operations on vulva

*Excludes: removal of:*

*foreign body without incision ([98.23](#))*

*packing ([97.75](#))*

*replacement of packing ([97.26](#))*

71.9 Other operations on female genital organs



New code



Revised code



4<sup>th</sup> digit required

13. OBSTETRICAL PROCEDURES (72-75)

72 Forceps, vacuum, and breech delivery

72.0 Low forceps operation

**Outlet forceps operation**

72.1 Low forceps operation with episiotomy

**Outlet forceps operation with episiotomy**

72.2 Mid forceps operation

72.21 Mid forceps operation with episiotomy

72.29 Other mid forceps operation

72.3 High forceps operation

72.31 High forceps operation with episiotomy

72.39 Other high forceps operation

72.4 Forceps rotation of fetal head

**DeLee maneuver**

**Key-in-lock rotation**

**Kielland rotation**

**Scanzoni's maneuver**

Code also any associated forceps extraction ([72.0-72.39](#))

72.5 Breech extraction

72.51 Partial breech extraction with forceps to aftercoming head

72.52 Other partial breech extraction

72.53 Total breech extraction with forceps to aftercoming head

72.54 Other total breech extraction

72.6 Forceps application to aftercoming head

**Piper forceps operation**

**Excludes:** *partial breech extraction with forceps to aftercoming head* ([72.51](#))

*total breech extraction with forceps to aftercoming head* ([72.53](#))

72.7 Vacuum extraction

**Includes: Malström's extraction**

72.71 Vacuum extraction with episiotomy

72.79 Other vacuum extraction

72.8 Other specified instrumental delivery

72.9 Unspecified instrumental delivery

73 Other procedures inducing or assisting delivery

73.0 Artificial rupture of membranes

73.01 Induction of labor by artificial rupture of membranes  
Surgical induction NOS

*Excludes: artificial rupture of membranes after onset of labor (73.09)*

73.09 Other artificial rupture of membranes  
Artificial rupture of membranes at time of delivery

73.1 Other surgical induction of labor  
Induction by cervical dilation

*Excludes: Injection for abortion (75.0)  
insertion of suppository for abortion (96.49)*

73.2 Internal and combined version and extraction

73.21 Internal and combined version without extraction  
Version NOS

73.22 Internal and combined version with extraction

73.3 Failed forceps  
Application of forceps without delivery  
Trial forceps

73.4 Medical induction of labor

*Excludes: medication to augment active labor -- omit code*

73.5 Manually assisted delivery

73.51 Manual rotation of fetal head

73.59 Other manually assisted delivery  
Assisted spontaneous delivery  
Crede maneuver

73.6 Episiotomy

Episioproctotomy  
Episiotomy with subsequent episiorrhaphy

*Excludes: that with:*  
high forceps (72.31)  
low forceps (72.1)  
mid forceps (72.21)  
outlet forceps (72.1)  
vacuum extraction (72.71)

73.8 Operations on fetus to facilitate delivery

Clavotomy on fetus  
Destruction of fetus  
Needling of hydrocephalic head

73.9 Other operations assisting delivery

73.91 External version

73.92 Replacement of prolapsed umbilical cord

73.93 Incision of cervix to assist delivery  
Dührssen's incisions

73.94 Pubiotomy to assist delivery  
Obstetrical symphysiotomy

73.99 Other

*Excludes: dilation of cervix, obstetrical to induce labor (73.1)  
insertion of bag or bougie to induce labor (73.1)  
removal of cerclage material (69.96)*

#### 74 Cesarean section and removal of fetus

Code also any synchronous:

hysterectomy ([68.3-68.4](#), [68.6](#), [68.8](#))

myomectomy ([68.29](#))

sterilization ([66.31-66.39](#), [66.63](#))

74.0 Classical cesarean section  
Transperitoneal classical cesarean section

74.1 Low cervical cesarean section  
Lower uterine segment cesarean section

74.2 Extraperitoneal cesarean section  
Supravescical cesarean section

74.3 Removal of extratubal ectopic pregnancy  
Removal of:  
ectopic abdominal pregnancy  
fetus from peritoneal or extraperitoneal cavity following uterine or tubal rupture

*Excludes: that by salpingostomy ([66.02](#))  
that by salpingotomy ([66.01](#))  
that with synchronous salpingectomy ([66.62](#))*

74.4 Cesarean section of other specified type  
Peritoneal exclusion cesarean section  
Transperitoneal cesarean section NOS  
Vaginal cesarean section

#### 74.9 Cesarean section of unspecified type

74.91 Hysterotomy to terminate pregnancy  
Therapeutic abortion by hysterotomy

74.99 Other cesarean section of unspecified type  
Cesarean section NOS  
Obstetrical abdominouterotomy  
Obstetrical hysterotomy



75 Other obstetric operations

75.0 Intra-amniotic injection for abortion

Injection of:

prostaglandin for induction of abortion

saline for induction of abortion

Termination of pregnancy by intrauterine injection

*Excludes: insertion of prostaglandin suppository for abortion (96.49)*

75.1 Diagnostic amniocentesis

75.2 Intrauterine transfusion

Exchange transfusion in utero

Insertion of catheter into abdomen of fetus for transfusion

Code also any hysterotomy approach (68.0)

75.3 Other intrauterine operations on fetus and amnion

Code also any hysterotomy approach (68.0)

75.31 Amnioscopy

Fetoscopy

Laparoamnioscopy

75.32 Fetal EKG (scalp)

75.33 Fetal blood sampling and biopsy

75.34 Other fetal monitoring

Antepartum fetal nonstress test

Fetal monitoring, not otherwise specified

*Excludes: fetal pulse oximetry (75.38)*

75.35 Other diagnostic procedures on fetus and amnion

Intrauterine pressure determination

*Excludes: amniocentesis (75.1)*

*diagnostic procedures on gravid uterus and placenta (87.81, 88.46, 88.78, 92.17)*

75.36 Correction of fetal defect

75.37 Amnioinfusion

Code also injection of antibiotic (99.21)

75.38 Fetal pulse oximetry

Transcervical fetal oxygen saturation monitoring

Transcervical fetal SpO<sub>2</sub> monitoring

75.4 Manual removal of retained placenta

*Excludes: aspiration curettage (69.52)*

*dilation and curettage (69.02)*



75.5 Repair of current obstetric laceration of uterus

75.50 Repair of current obstetric laceration of uterus, not otherwise specified

75.51 Repair of current obstetric laceration of cervix

75.52 Repair of current obstetric laceration of corpus uteri

75.6 Repair of other current obstetric laceration

75.61 Repair of current obstetric laceration of bladder and urethra

75.62 Repair of current obstetric laceration of rectum and sphincter ani

75.69 Repair of other current obstetric laceration

**Episioepineorrhaphy**

**Repair of:**

pelvic floor

perineum

vagina

vulva

**Secondary repair of episiotomy**

*Excludes: repair of routine episiotomy (73.6)*

75.7 Manual exploration of uterine cavity, postpartum

75.8 Obstetric tamponade of uterus or vagina

*Excludes: antepartum tamponade (73.1)*

75.9 Other obstetric operations

75.91 Evacuation of obstetrical incisional hematoma of perineum

**Evacuation of hematoma of:**

**episiotomy perineorrhaphy**

75.92 Evacuation of other hematoma of vulva or vagina

75.93 Surgical correction of inverted uterus

**Spintelli operation**

*Excludes: vaginal repair of chronic inversion of uterus (69.23)*

75.94 Manual replacement of inverted uterus

75.99 Other





## 14. OPERATIONS ON THE MUSCULOSKELETAL SYSTEM (76-84)

## 76 Operations on facial bones and joints

**Excludes:** *accessory sinuses* ([22.00-22.9](#))  
*nasal bones* ([21.00-21.99](#))  
*skull* ([01.01-02.99](#))

## 76.0 Incision of facial bone without division

**76.01** Sequestrectomy of facial bone  
 Removal of necrotic bone chip from facial bone

**76.09** Other incision of facial bone  
 Reopening of osteotomy site of facial bone

**Excludes:** *osteotomy associated with orthognathic surgery* ([76.61-76.69](#))  
*removal of internal fixation device* ([76.97](#))

## 76.1 Diagnostic procedures on facial bones and joints

**76.11** Biopsy of facial bone

**76.19** Other diagnostic procedures on facial bones and joints

**Excludes:** *contrast arthrogram of temporomandibular joint* ([87.13](#))  
*other x-ray* ([87.11-87.12](#), [87.14-87.16](#))

**76.2** Local excision or destruction of lesion of facial bone

**Excludes:** *biopsy of facial bone* ([76.11](#))  
*excision of odontogenic lesion* ([24.4](#))

## 76.3 Partial ostectomy of facial bone

**76.31** Partial mandibulectomy  
 Hemimandibulectomy

**Excludes:** *that associated with temporomandibular arthroplasty* ([76.5](#))

**76.39** Partial ostectomy of other facial bone  
 Hemimaxillectomy (with bone graft or prosthesis)

## 76.4 Excision and reconstruction of facial bones

**76.41** Total mandibulectomy with synchronous reconstruction

**76.42** Other total mandibulectomy

**76.43** Other reconstruction of mandible

**Excludes:** *genioplasty* ([76.67-76.68](#))  
*that with synchronous total mandibulectomy* ([76.41](#))

**76.44** Total ostectomy of other facial bone with synchronous reconstruction

**76.45** Other total ostectomy of other facial bone

**76.46** Other reconstruction of other facial bone

**Excludes:** *that with synchronous total ostectomy* ([76.44](#))

**76.5** Temporomandibular arthroplasty

76.6 Other facial bone repair and orthognathic surgery

Code also any synchronous:

bone graft [\(76.91\)](#)

synthetic implant [\(76.92\)](#)

**Excludes:** *reconstruction of facial bones* [\(76.41-76.46\)](#)

**76.61** Closed osteoplasty [osteotomy] of mandibular ramus  
Gigli saw osteotomy

**76.62** Open osteoplasty [osteotomy] of mandibular ramus

**76.63** Osteoplasty [osteotomy] of body of mandible

**76.64** Other orthognathic surgery on mandible

**Mandibular osteoplasty NOS**

**Segmental or subapical osteotomy**

**76.65** Segmental osteoplasty [osteotomy] of maxilla

**Maxillary osteoplasty NOS**

**76.66** Total osteoplasty [osteotomy] of maxilla

**76.67** Reduction genioplasty

**Reduction mentoplasty**

**76.68** Augmentation genioplasty

**Mentoplasty:**

**NOS**

**with graft or implant**

**76.69** Other facial bone repair

**Osteoplasty of facial bone NOS**

76.7 Reduction of facial fracture

**Includes:** internal fixation

Code also any synchronous:

bone graft [\(76.91\)](#)

synthetic implant [\(76.92\)](#)

**Excludes:** *that of nasal bones* [\(21.71-21.72\)](#)

**76.70** Reduction of facial fracture, not otherwise specified

**76.71** Closed reduction of malar and zygomatic fracture

**76.72** Open reduction of malar and zygomatic fracture

**76.73** Closed reduction of maxillary fracture

**76.74** Open reduction of maxillary fracture

**76.75** Closed reduction of mandibular fracture

**76.76** Open reduction of mandibular fracture

**76.77** Open reduction of alveolar fracture

**Reduction of alveolar fracture with stabilization of teeth**

**76.78** Other closed reduction of facial fracture

**Closed reduction of orbital fracture**

**Excludes:** *nasal bone* [\(21.71\)](#)

**76.79** Other open reduction of facial fracture

**Open reduction of orbit rim or wall**

**Excludes:** *nasal bone* [\(21.72\)](#)

76.9 Other operations on facial bones and joints

- 76.91 Bone graft to facial bone
  - Autogenous graft to facial bone
  - Bone bank graft to facial bone
  - Heterogenous graft to facial bone
- 76.92 Insertion of synthetic implant in facial bone
  - Alloplastic implant to facial bone
- 76.93 Closed reduction of temporomandibular dislocation
- 76.94 Open reduction of temporomandibular dislocation
- 76.95 Other manipulation of temporomandibular joint
- 76.96 Injection of therapeutic substance into temporomandibular joint
- 76.97 Removal of internal fixation device from facial bone
  - Excludes: removal of:*
    - dental wiring ([97.33](#))
    - external mandibular fixation device NEC ([97.36](#))
- 76.99 Other

77 Incision, excision, and division of other bones

- Excludes: laminectomy for decompression ([03.09](#))*
- operations on:*
  - accessory sinuses ([22.00-22.9](#))
  - ear ossicles ([19.0-19.55](#))
  - facial bones ([76.01-76.99](#))
  - joint structures ([80.00-81.99](#))
  - mastoid ([19.9-20.99](#))
  - nasal bones ([21.00-21.99](#))
  - skull ([01.01-02.99](#))

The following fourth- digit subclassification is for use with appropriate categories in section 77 to identify the site. Valid fourth- digit categories are in brackets under each code.

- |   |  |
|---|--|
| 0 | unspecified site                                 |
| 1 | scapula, clavicle, and thorax [ribs and sternum] |
| 2 | humerus  |
| 3 | radius and ulna                                  |
| 4 | carpals and metacarpals                          |
| 5 | femur  |
| 6 | patella  |
| 7 | tibia and fibula                                 |
| 8 | tarsals and metatarsals                          |
| 9 | other  |
|   | Pelvic bones                                     |
|   | Phalanges (of foot) (of hand)                    |
|   | Vertebrae  |

77.0 Sequestrectomy   
[\[0-9\]](#)

- 77.1** Other incision of bone without division <sup>4</sup>  
**[0-9]** Reopening of osteotomy site  
*Excludes: aspiration of bone marrow (41.31, 41.91)*  
*removal of internal fixation device (78.60-78.69)*
- 77.2** Wedge osteotomy <sup>4</sup>  
**[0-9]** *Excludes: that for hallux valgus (77.51)*
- 77.3** Other division of bone <sup>4</sup>  
**[0-9]** Osteoarthrotomy  
*Excludes: clavicotomy of fetus (73.8)*  
*laminotomy or incision of vertebra (03.01-03.09)*  
*pubiotomy to assist delivery (73.94)*  
*sternotomy incidental to thoracic operation --omit code*
- 77.4** Biopsy of bone <sup>4</sup>  
**[0-9]**
- 77.5** Excision and repair of bunion and other toe deformities
- 77.51** Bunionectomy with soft tissue correction and osteotomy of the first metatarsal
- 77.52** Bunionectomy with soft tissue correction and arthrodesis
- 77.53** Other bunionectomy with soft tissue correction
- 77.54** Excision or correction of bunionette  
 That with osteotomy
- 77.56** Repair of hammer toe  
 Fusion of hammer toe  
 Phalangectomy (partial) of hammer toe  
 Filleting of hammer toe
- 77.57** Repair of claw toe  
 Fusion of claw toe  
 Phalangectomy (partial) of claw toe  
 Capsulotomy of claw toe  
 Tendon lengthening of claw toe
- 77.58** Other excision, fusion and repair of toes  
 Cockup toe repair  
 Overlapping toe repair  
 That with use of prosthetic materials
- 77.59** Other bunionectomy  
 Resection of hallux valgus joint with insertion of prosthesis
- 77.6** Local excision of lesion or tissue of bone <sup>4</sup>  
**[0-9]** *Excludes: biopsy of bone (77.40-77.49)*  
*debridement of compound fracture (79.60-79.69)*
- 77.7** Excision of bone for graft <sup>4</sup>  
**[0-9]**

**77.8** Other partial ostectomy **4** **®**

**[0-9]** Condylectomy

*Excludes:* amputation ([84.00-84.19](#), [84.91](#))  
 arthrectomy ([80.90-80.99](#))  
 excision of bone ends associated with:  
     arthrodesis ([81.00-81.39](#), [81.62-81.66](#))  
     arthroplasty ([81.40-81.59](#), [81.71-81.85](#))  
 excision of cartilage ([80.5-80.6](#), [80.80-80.99](#))  
 excision of head of femur with synchronous replacement  
     ([00.70-00.73](#), [81.51-81.53](#))  
 hemilaminectomy ([03.01-03.09](#))  
 laminectomy ([03.01-03.09](#))  
 ostectomy for hallux valgus ([77.51-77.59](#))  
 partial amputation:  
     finger ([84.01](#))  
     thumb ([84.02](#))  
     toe ([84.11](#))  
 resection of ribs incidental to thoracic operation --omit code  
 that incidental to other operation --omit code

**77.9** Total ostectomy **4**

**[0-9]** *Excludes:* amputation of limb ([84.00-84.19](#), [84.91](#))  
 that incidental to other operation --omit code

**78** Other operations on bones, except facial bones

*Excludes:* operations on:  
     accessory sinuses ([22.00-22.9](#))  
     facial bones ([76.01-76.99](#))  
     joint structures ([80.00-81.99](#))  
     nasal bones ([21.00-21.99](#))  
     skull ([01.01-02.99](#))

The following fourth- digit subclassification is for use with categories in section 78 to identify the site. Valid fourth- digit categories are in [brackets] under each code.

- |   |  |
|---|--|
| 0 | unspecified site                                 |
| 1 | scapula, clavicle, and thorax [ribs and sternum] |
| 2 | humerus  |
| 3 | radius and ulna                                  |
| 4 | carpals and metacarpals                          |
| 5 | femur  |
| 6 | patella  |
| 7 | tibia and fibula                                 |
| 8 | tarsals and metatarsals                          |
| 9 | other  |
|   | Pelvic bones                                     |
|   | Phalanges (of foot) (of hand)                    |
|   | Vertebrae  |

- 78.0** Bone graft <sup>4</sup>  
[\[0-9\]](#) Bone:  
     bank graft  
     graft (autogenous) (heterogenous)  
 That with debridement of bone graft site (removal of sclerosed, fibrous or necrotic bone or tissue)  
 Transplantation of bone  
 Code also any excision of bone for graft ([77.70-77.79](#))  
*Excludes: that for bone lengthening ([78.30-78.39](#))*
- 78.1** Application of external fixator device <sup>4</sup>  
[\[0-9\]](#) Fixator with insertion of pins/wires/screws into bone  
 Code also any type of fixator device, if known (84.71-84.73)  
*Excludes: other immobilization, pressure, and attention to wound ([93.51-93.59](#))*
- 78.2** Limb shortening procedures <sup>4</sup>  
[\[0.2-5,7-9\]](#) Epiphyseal stapling  
     Open epiphysiodesis  
     Percutaneous epiphysiodesis  
     Resection/osteotomy
- 78.3** Limb lengthening procedures <sup>4</sup>  
[\[0.2-5,7-9\]](#) Bone graft with or without internal fixation devices or osteotomy  
     Distraction technique with or without corticotomy/osteotomy  
 Code also any application of an external fixation device ([78.10-78.19](#))
- 78.4** Other repair or plastic operations on bone <sup>4</sup>  
[\[0-9\]](#) Other operation on bone NEC  
     Repair of malunion or nonunion fracture NEC  
*Excludes: application of external fixation device ([78.10-78.19](#))  
     limb lengthening procedures ([78.30-78.39](#))  
     limb shortening procedures ([78.20-78.29](#))  
     osteotomy ([77.3](#))  
     reconstruction of thumb ([82.61-82.69](#))  
     repair of pectus deformity ([34.74](#))  
     repair with bone graft ([78.00-78.09](#))*
- 78.5** Internal fixation of bone without fracture reduction <sup>4</sup>  
[\[0-9\]](#) Internal fixation of bone (prophylactic)  
     Reinsertion of internal fixation device  
     Revision of displaced or broken fixation device  
*Excludes: arthroplasty and arthrodesis ([81.00-81.85](#))  
     bone graft ([78.00-78.09](#))  
     limb shortening procedures ([78.20-78.29](#))  
     that for fracture reduction ([79.10-79.19,79.30-79.59](#))*

**78.6** Removal of implanted devices from bone **4** **®**

- [0-9]** External fixator device (invasive)  
 Internal fixation device  
 Removal of bone growth stimulator (invasive)  
 Removal of internal limb lengthening device  
 Removal of pedicle screw(s) used in spinal fusion

**Excludes:** removal of cast, splint, and traction device (Kirschner wire) (Steinmann pin) ([97.88](#))  
 removal of skull tongs or halo traction device ([02.95](#))  
 removal of posterior spinal motion preservation (facet replacement, pedicle-based dynamic stabilization, interspinous process) device(s) ([80.09](#))

**78.7** Osteoclastis **4**

**[0-9]**

**78.8** Diagnostic procedures on bone, not elsewhere classified **4**

- [0-9]** **Excludes:** biopsy of bone ([77.40-77.49](#))  
 magnetic resonance imaging ([88.94](#))  
 microscopic examination of specimen from bone ([91.51-91.59](#))  
 radioisotope scan ([92.14](#))  
 skeletal x-ray ([87.21-87.29](#), [87.43](#), [88.21-88.33](#))  
 thermography ([88.83](#))

**78.9** Insertion of bone growth stimulator **4**

**[0-9]**

- Insertion of:  
 bone stimulator (electrical) to aid bone healing  
 osteogenic electrodes for bone growth stimulation  
 totally implanted device (invasive)

**Excludes:** non-invasive (transcutaneous) (surface) stimulator ([99.86](#))

**79** Reduction of fracture and dislocation

- Includes: application of cast or splint  
 reduction with insertion of traction device (Kirschner wire) (Steinmann pin)

Code also any:

- application of external fixator device ([78.10-78.19](#))  
 type of fixator device, if known ([84.71-84.73](#))

**Excludes:** external fixation alone for immobilization of fracture ([93.51-93.56](#), [93.59](#))

internal fixation without reduction of fracture ([78.50-78.59](#))  
 operations on:

- facial bones ([76.70-76.79](#))  
 nasal bones ([21.71-21.72](#))  
 orbit ([76.78-76.79](#))  
 skull ([02.02](#))  
 vertebrae ([03.53](#))

- removal of cast or splint ([97.88](#))  
 replacement of cast or splint ([97.11-97.14](#))  
 traction alone for reduction of fracture ([93.41-93.46](#))

The following fourth-digit subclassification is for use with appropriate

categories in section 79 to identify the site. Valid fourth- digit categories are in [brackets] under each code.

0	unspecified site
1	humerus
2	radius and ulna Arm NOS
3	carpals and metacarpals Hand NOS
4	phalanges of hand
5	femur
6	tibia and fibula Leg NOS
7	tarsals and metatarsals Foot NOS
8	phalanges of foot
9	other specified bone

79.0 Closed reduction of fracture without internal fixation <sup>4</sup>

[0-9] *Excludes: that for separation of epiphysis (79.40-79.49)*

79.1 Closed reduction of fracture with internal fixation <sup>4</sup>

[0-9] *Excludes: that for separation of epiphysis (79.40-79.49)*

79.2 Open reduction of fracture without internal fixation <sup>4</sup>

[0-9] *Excludes: that for separation of epiphysis (79.50-79.59)*

79.3 Open reduction of fracture with internal fixation <sup>4</sup>

[0-9] *Excludes: that for separation of epiphysis (79.50-79.59)*

79.4 Closed reduction of separated epiphysis <sup>4</sup>

[0-2,5,6,9] Reduction with or without internal fixation

79.5 Open reduction of separated epiphysis <sup>4</sup>

[0-2,5,6,9] Reduction with or without internal fixation

79.6 Debridement of open fracture site <sup>4</sup>

[0-9] Debridement of compound fracture

79.7 Closed reduction of dislocation

**Includes:** closed reduction (with external traction device)

**Excludes:** closed reduction of dislocation of temporomandibular joint (76.93)

79.70 Closed reduction of dislocation of unspecified site

79.71 Closed reduction of dislocation of shoulder

79.72 Closed reduction of dislocation of elbow

79.73 Closed reduction of dislocation of wrist

79.74 Closed reduction of dislocation of hand and finger

79.75 Closed reduction of dislocation of hip

79.76 Closed reduction of dislocation of knee

79.77 Closed reduction of dislocation of ankle

79.78 Closed reduction of dislocation of foot and toe

79.79 Closed reduction of dislocation of other specified sites



79.8 Open reduction of dislocation

**Includes:** open reduction (with internal and external fixation devices)

**Excludes:** open reduction of dislocation of temporomandibular joint ([76.94](#))

- 79.80 Open reduction of dislocation of unspecified site
- 79.81 Open reduction of dislocation of shoulder
- 79.82 Open reduction of dislocation of elbow
- 79.83 Open reduction of dislocation of wrist
- 79.84 Open reduction of dislocation of hand and finger
- 79.85 Open reduction of dislocation of hip
- 79.86 Open reduction of dislocation of knee
- 79.87 Open reduction of dislocation of ankle
- 79.88 Open reduction of dislocation of foot and toe
- 79.89 Open reduction of dislocation of other specified sites

[79.9](#) Unspecified operation on bone injury <sup>4</sup>  
[\[0-9\]](#)

80 Incision and excision of joint structures

**Includes:** operations on:

- capsule of joint
- cartilage
- condyle
- ligament
- meniscus
- synovial membrane

**Excludes:** cartilage of:  
ear ([18.01-18.9](#))  
nose ([21.00-21.99](#))  
temporomandibular joint ([76.01-76.99](#))

The following fourth- digit subclassification is for use with appropriate categories in section 80 to identify the site:

0	unspecified site
1	shoulder
2	elbow
3	wrist
4	hand and finger
5	hip
6	knee
7	ankle
8	foot and toe
9	other specified sites
	Spine

- 80.0** Arthrotomy for removal of prosthesis without replacement **4** **®**  
[\[0-9\]](#) Includes removal of posterior spinal motion preservation (dynamic stabilization, facet replacement, interspinous process) device(s)  
 Code also any:  
     insertion of (cement)(joint) (methylmethacrylate) spacer ([84.56](#))  
     removal of (cement)(joint) (methylmethacrylate) spacer ([84.57](#))  
*Excludes: removal of pedicle screws used in spinal fusion ([78.69](#))*
- 80.1** Other arthrotomy **4**  
[\[0-9\]](#) Arthroostomy  
*Excludes: that for:*  
     arthrography ([88.32](#))  
     arthroscopy ([80.20-80.29](#))  
     injection of drug ([81.92](#))  
     operative approach --omit code
- 80.2** Arthroscopy **4**  
[\[0-9\]](#)
- 80.3** Biopsy of joint structure **4**  
[\[0-9\]](#) Aspiration biopsy
- 80.4** Division of joint capsule, ligament, or cartilage **4**  
[\[0-9\]](#) Goldner clubfoot release  
     Heyman- Herndon(- Strong) correction of metatarsus varus  
     Release of:  
         adherent or constrictive joint capsule  
         joint  
         ligament  
*Excludes: symphysiotomy to assist delivery ([73.94](#))*  
     that for:  
         carpal tunnel syndrome ([04.43](#))  
         tarsal tunnel syndrome ([04.44](#))
- 80.5** Excision, destruction and other repair of intervertebral disc<sup>®</sup>  
**80.50** Excision or destruction of intervertebral disc, unspecified  
     Unspecified as to excision or destruction  
**80.51** Excision of intervertebral disc **®**  
     Diskectomy  
     Removal of herniated nucleus pulposus  
     Level:  
         cervical  
         thoracic  
         lumbar (lumbosacral)  
     That by laminotomy or hemilaminectomy  
     That with decompression of spinal nerve root at same level  
     Requires additional code for any concomitant decompression of  
         spinal nerve root at different level from excision site  
     Code also any concurrent spinal fusion ([81.00 - 81.09](#))  
     Code also any repair of the anulus fibrosus ([80.53- 80.54](#))

**Excludes:** that for insertion of (non-fusion) spinal disc replacement device  
(84.60 - 84.69)

that with corpectomy, (vertebral) (80.99)

intervertebral chemonucleolysis (80.52)


laminectomy for exploration of intraspinal canal (03.09)

laminotomy for decompression of spinal nerve root only (03.09)

- 80.52 Intervertebral chemonucleolysis  
With aspiration of disc fragments  
With diskography  
Injection of proteolytic enzyme into intervertebral space  
(chymopapain)

**Excludes:** injection of anesthetic substance (03.91)

injection of other substances (03.92)

- 80.53 Repair of the annulus fibrosus with graft or prosthesis   
Anular disc repair  
Closure (sealing) of the annulus fibrosus defect

Includes:


microsurgical suture repair with fascial autograft  
soft tissue re-approximation repair with tension bands  
surgical mesh repair

Code also any:

application or administration of adhesion barrier substance, if  
performed (99.77)

intervertebral discectomy, if performed (80.51)

locally harvested fascia for graft (83.43)

- 80.54 Other and unspecified repair of the annulus fibrosus   
Anular disc repair  
Closure (sealing) of the annulus fibrosus defect  
Microsurgical suture repair without fascial autograft  
Percutaneous repair of the annulus fibrosus


Code also any:

application or administration of adhesion barrier substance, if  
performed (99.77)

intervertebral discectomy, if performed (80.51)


- 80.59 Other destruction of intervertebral disc  
Destruction NEC  
That by laser

- 80.6 Excision of semilunar cartilage of knee  
Excision of meniscus of knee

- 80.7 Synovectomy   
[0-9] Complete or partial resection of synovial membrane

**Excludes:** excision of Baker's cyst (83.39)

- 80.8 Other local excision or destruction of lesion of joint   
[0-9]

- 80.9 Other excision of joint   
[0-9] **Excludes:** cheilectomy of joint (77.80-77.89)  
excision of bone ends (77.80-77.89)

81 Repair and plastic operations on joint structures

81.0 Spinal fusion 

Includes: arthrodesis of spine with:  
bone graft  
internal fixation


Code also any insertion of interbody spinal fusion device [\(84.51\)](#)


Code also any insertion of recombinant bone morphogenetic protein [\(84.52\)](#)


Code also the total number of vertebrae fused [\(81.62- 81.64\)](#)


Code also any synchronous excision of (locally) harvested bone for graft  
[\(77.70- 77.79\)](#)


**Excludes:** correction of pseudarthrosis of spine [\(81.30- 81.39\)](#)  
refusion of spine [\(81.30- 81.39\)](#)


 81.00 Spinal fusion, not otherwise specified


 81.01 Atlas-axis spinal fusion  
Cranio cervical fusion by anterior, transoral, or posterior technique  
C1- C2 fusion by anterior, transoral, or posterior technique  
Occiput C2 fusion by anterior, transoral, or posterior technique

 81.02 Other cervical fusion, anterior technique  
Arthrodesis of C2 level or below:  
anterior (interbody) technique  
anterolateral technique


 81.03 Other cervical fusion, posterior technique  
Arthrodesis of C2 level or below:  
posterior (interbody) technique  
posterolateral technique

 81.04 Dorsal and dorsolumbar fusion, anterior technique  
Arthrodesis of thoracic or thoracolumbar region:  
anterior (interbody) technique  
anterolateral technique

 81.05 Dorsal and dorsolumbar fusion, posterior technique  
Arthrodesis of thoracic or thoracolumbar region:  
posterior (interbody) technique  
posterolateral technique

 81.06 Lumbar and lumbosacral fusion, anterior technique  
Anterior lumbar interbody fusion (ALIF)  
Arthrodesis of lumbar or lumbosacral region:  
anterior (interbody) technique  
anterolateral technique

 81.07 Lumbar and lumbosacral fusion, lateral transverse process technique

 81.08 Lumbar and lumbosacral fusion, posterior technique  
Arthrodesis of lumbar or lumbosacral region:  
posterior (interbody) technique  
posterolateral technique  
Posterior lumbar interbody fusion (PLIF)  
Transforaminal lumbar interbody fusion (TLIF)

81.1 Arthrodesis and arthroereisis of foot and ankle

**Includes: arthrodesis of foot and ankle with:**  
     bone graft  
     external fixation device

81.11 Ankle fusion

**Tibiotalar fusion**

81.12 Triple arthrodesis

**Talus to calcaneus and calcaneus to cuboid and navicular**

81.13 Subtalar fusion

**Excludes: arthroereisis (81.18)**

81.14 Midtarsal fusion

81.15 Tarsometatarsal fusion

81.16 Metatarsophalangeal fusion

81.17 Other fusion of foot

81.18 Subtalar joint arthroereisis

81.2 Arthrodesis of other joint

**Includes: arthrodesis with:**  
     bone graft  
     external fixation device  
     excision of bone ends and compression

81.20 Arthrodesis of unspecified joint

81.21 Arthrodesis of hip

81.22 Arthrodesis of knee

81.23 Arthrodesis of shoulder

81.24 Arthrodesis of elbow

81.25 Carporadial fusion

81.26 Metacarpocarpal fusion

81.27 Metacarpophalangeal fusion

81.28 Interphalangeal fusion

81.29 Arthrodesis of other specified joints

81.3 Refusion of spine <sup>®</sup>

**Includes: arthrodesis of spine with:**  
     bone graft  
     internal fixation  
     correction of pseudarthrosis of spine

Code also any insertion of interbody spinal fusion device (84.51)

Code also any insertion of recombinant bone morphogenetic protein (84.52)

Code also the total number of vertebrae fused (81.62-81.64)

Code also any synchronous excision of (locally) harvested bone for graft (77.70-77.79)

81.30 Refusion of spine, not otherwise specified

ICD-9-CM TABULAR LIST OF PROCEDURES (FY10)

- 81.31 Refusion of atlas-axis spine
    - Craniocervical fusion by anterior, transoral, or posterior technique
    - C1-C2 fusion by anterior, transoral, or posterior technique
    - Occiput C2 fusion by anterior, transoral, or posterior technique
  - 81.32 Refusion of other cervical spine, anterior technique
    - Arthrodesis of C2 level or below:
      - anterior (interbody) technique
      - anterolateral technique
  - 81.33 Refusion of other cervical spine, posterior technique
    - Anterior lumbar interbody fusion (ALIF)
    - Arthrodesis of C2 level or below:
      - posterior (interbody) technique
      - posterolateral technique
  - 81.34 Refusion of dorsal and dorsolumbar spine, anterior technique
    - Arthrodesis of thoracic or thoracolumbar region:
      - anterior (interbody) technique
      - anterolateral technique
  - 81.35 Refusion of dorsal and dorsolumbar spine, posterior technique
    - Arthrodesis of thoracic or thoracolumbar region:
      - posterior (interbody) technique
      - posterolateral technique
  - 81.36 Refusion of lumbar and lumbosacral spine, anterior technique
    - Arthrodesis of lumbar or lumbosacral region:
      - anterior (interbody) technique
      - anterolateral technique
  - 81.37 Refusion of lumbar and lumbosacral spine, lateral transverse process technique
  - 81.38 Refusion of lumbar and lumbosacral spine, posterior technique
    - Arthrodesis of lumbar or lumbosacral region:
      - posterior (interbody) technique
      - posterolateral technique
    - Posterior lumbar interbody fusion (PLIF)
    - Transforaminal lumbar interbody fusion (TLIF)
  - 81.39 Refusion of spine, not elsewhere classified
- 81.4 Other repair of joint of lower extremity
- Includes: arthroplasty of lower extremity with:
- external traction or fixation
  - graft of bone (chips) or cartilage
  - internal fixation device
- 81.40 Repair of hip, not elsewhere classified
  - 81.42 Five-in-one repair of knee
    - Medial meniscectomy, medial collateral ligament repair, vastus medialis advancement, semitendinosus advancement, and pes anserinus transfer
  - 81.43 Triad knee repair
    - Medial meniscectomy with repair of the anterior cruciate ligament and the medial collateral ligament
    - O'Donoghue procedure

- 81.44 Patellar stabilization  
Roux- Goldthwait operation for recurrent dislocation of patella
- 81.45 Other repair of the cruciate ligaments
- 81.46 Other repair of the collateral ligaments
- 81.47 Other repair of knee
- 81.49 Other repair of ankle

81.5 Joint replacement of lower extremity ®

Includes: arthroplasty of lower extremity with:  
external traction or fixation  
graft of bone (chips) or cartilage  
internal fixation device or prosthesis

Note: Removal of prior prosthesis --omit code

- 81.51 Total hip replacement ®  
Replacement of both femoral head and acetabulum by prosthesis  
Total reconstruction of hip  
Code also any type of bearing surface, if known ([00.74- 00.77](#))
- 81.52 Partial hip replacement ®  
Bipolar endoprosthesis  
Code also any type of bearing surface, if known ([00.74- 00.77](#))
- 81.53 Revision of hip replacement, not otherwise specified ®  
Revision of hip replacement, not specified as to components(s)  
replaced, (acetabular, femoral or both)  
Code also any:  
removal of (cement)(joint) spacer ([84.57](#))  
type of bearing surface, if known ([00.74- 00.77](#))  
*Excludes: revision of hip replacement, components specified*  
[\(00.70-00.73\)](#)
- 81.54 Total knee replacement ®  
Bicompartmental  
Tricompartmental  
Unicompartmental (hemijoint)  
Partial knee replacement
- 81.55 Revision of knee replacement, not otherwise specified  
Code also any removal of (cement) spacer ([84.57](#))  
*Excludes: arthrodesis of knee* ([81.22](#))  
*revision of knee replacement, components specified*  
[\(00.80-00.84\)](#)
- 81.56 Total ankle replacement
- 81.57 Replacement of joint of foot and toe
- 81.59 Revision of joint replacement of lower extremity, not elsewhere classified

81.6 Other procedures on spine

**Note: Number of vertebrae**

The vertebral spine consists of 25 vertebrae in the following order and number:

Cervical: C1 (atlas), C2 (axis), C3, C4, C5, C6, C7

Thoracic or Dorsal: T1, T2, T3, T4, T5, T6, T7, T8, T9, T10, T11, T12

Lumbar and Sacral: L1, L2, L3, L4, L5, S1

Coders should report only one code from the series [81.62 or 81.63 or 81.64](#) to show the total number of vertebrae fused on the patient.

Code also the level and approach of the fusion or refusion ([81.00- 81.08, 81.30- 81.39](#))

81.62 Fusion or refusion of 2-3 vertebrae

81.63 Fusion or refusion of 4- 8 vertebrae

81.64 Fusion or refusion of 9 or more vertebrae

**81.65** Percutaneous vertebroplasty <sup>®</sup>

Injection of bone void filler (cement) (polymethylmethacrylate) (PMMA) into the diseased or fractured vertebral body

*Excludes: kyphoplasty ([81.66](#))*

*percutaneous vertebral augmentation ([81.66](#))*

**81.66** Percutaneous vertebral augmentation <sup>®</sup>

Insertion of inflatable balloon, bone tamp, or other device displacing (removing) (compacting) bone to create a space (cavity) (void) prior to injection of bone void filler (cement)(polymethylmethacrylate) (PMMA) or other substance

Arcuplasty

Kyphoplasty

SKyphoplasty

Spineoplasty

*Excludes: percutaneous vertebroplasty ([81.65](#))*

81.7 Arthroplasty and repair of hand, fingers and wrist

**Includes: arthroplasty of hand and finger with:**

external traction or fixation

graft of bone (chips) or cartilage

internal fixation device or prosthesis

*Excludes: operations on muscle, tendon and fascia of hand ([82.01-82.99](#))*

**81.71** Arthroplasty of metacarpophalangeal and interphalangeal joint with implant

**81.72** Arthroplasty of metacarpophalangeal and interphalangeal joint without implant

**81.73** Total wrist replacement

**81.74** Arthroplasty of carpocarpal or carpometacarpal joint with implant

**81.75** Arthroplasty of carpocarpal or carpometacarpal joint without implant

**81.79** Other repair of hand, fingers and wrist





81.8 Arthroplasty and repair of shoulder and elbow

**Includes:** arthroplasty of upper limb NEC with:  
 external traction or fixation  
 graft of bone (chips) or cartilage  
 internal fixation device or prosthesis

- 81.80 Total shoulder replacement
- 81.81 Partial shoulder replacement
- 81.82 Repair of recurrent dislocation of shoulder
- 81.83 Other repair of shoulder  
**Revision of arthroplasty of shoulder**
- 81.84 Total elbow replacement  
**Partial elbow replacement**
- 81.85 Other repair of elbow

81.9 Other operations on joint structures

81.91 Arthrocentesis  
**Joint aspiration**

**Excludes:** that for:  
 arthrography (88.32)  
 biopsy of joint structure (80.30-80.39)  
 injection of drug (81.92)

81.92 Injection of therapeutic substance into joint or ligament

81.93 Suture of capsule or ligament of upper extremity  
**Excludes:** that associated with arthroplasty (81.71-81.75, 81.80-81.81, 81.84)

81.94 Suture of capsule or ligament of ankle and foot  
**Excludes:** that associated with arthroplasty (81.56-81.59)

81.95 Suture of capsule or ligament of other lower extremity  
**Excludes:** that associated with arthroplasty (81.51-81.55, 81.59)

81.96 Other repair of joint

81.97 Revision of joint replacement of upper extremity  
 Partial  
**Removal of cement spacer**  
 Total

81.98 Other diagnostic procedures on joint structures  
**Excludes:** arthroscopy (80.20-80.29)  
 biopsy of joint structure (80.30-80.39)  
 microscopic examination of specimen from joint (91.51-91.59)  
 thermography (88.83)  
 x-ray (87.21-87.29, 88.21-88.33)

81.99 Other

82 Operations on muscle, tendon, and fascia of hand

Includes: operations on:  
 aponeurosis  
 synovial membrane (tendon sheath)  
 tendon sheath

82.0 Incision of muscle, tendon, fascia, and bursa of hand

82.01 Exploration of tendon sheath of hand  
 Incision of tendon sheath of hand  
 Removal of rice bodies in tendon sheath of hand

*Excludes: division of tendon (82.11)*

82.02 Myotomy of hand

*Excludes: myotomy for division (82.19)*

82.03 Bursotomy of hand

82.04 Incision and drainage of palmar or thenar space

82.09 Other incision of soft tissue of hand

*Excludes: incision of skin an subcutaneous tissue alone (86.01-86.09)*

82.1 Division of muscle, tendon, and fascia of hand

82.11 Tenotomy of hand  
 Division of tendon of hand

82.12 Fasciotomy of hand  
 Division of fascia of hand

82.19 Other division of soft tissue of hand  
 Division of muscle of hand

82.2 Excision of lesion of muscle, tendon, and fascia of hand

82.21 Excision of lesion of tendon sheath of hand  
 Ganglionectomy of tendon sheath (wrist)

82.22 Excision of lesion of muscle of hand

82.29 Excision of other lesion of soft tissue of hand

*Excludes: excision of lesion of skin and subcutaneous tissue (86.21-86.3)*

82.3 Other excision of soft tissue of hand

Code also any skin graft (86.61-86.62, 86.73)

*Excludes: excision of skin and subcutaneous tissue (86.21-86.3)*

82.31 Bursectomy of hand

82.32 Excision of tendon of hand for graft

82.33 Other tenectomy of hand  
 Tenosynovectomy of hand

*Excludes: excision of lesion of:  
 tendon (82.29)  
 sheath (82.21)*

82.34 Excision of muscle or fascia of hand for graft

**82.35** Other fasciectomy of hand  
**Release of Dupuytren's contracture**

*Excludes: excision of lesion of fascia (82.29)*

**82.36** Other myectomy of hand  
*Excludes: excision of lesion of muscle (82.22)*

**82.39** Other excision of soft tissue of hand  
*Excludes: excision of skin (86.21-86.3)  
 excision of soft tissue lesion (82.29)*

82.4 Suture of muscle, tendon, and fascia of hand

**82.41** Suture of tendon sheath of hand

**82.42** Delayed suture of flexor tendon of hand

**82.43** Delayed suture of other tendon of hand

**82.44** Other suture of flexor tendon of hand  
*Excludes: delayed suture of flexor tendon of hand (82.42)*

**82.45** Other suture of other tendon of hand  
*Excludes: delayed suture of other tendon of hand (82.43)*

**82.46** Suture of muscle or fascia of hand

82.5 Transplantation of muscle and tendon of hand

**82.51** Advancement of tendon of hand

**82.52** Recession of tendon of hand

**82.53** Reattachment of tendon of hand

**82.54** Reattachment of muscle of hand

**82.55** Other change in hand muscle or tendon length

**82.56** Other hand tendon transfer or transplantation  
*Excludes: pollicization of thumb (82.61)  
 transfer of finger, except thumb (82.81)*

**82.57** Other hand tendon transposition

**82.58** Other hand muscle transfer or transplantation

**82.59** Other hand muscle transposition

82.6 Reconstruction of thumb

**Includes: digital transfer to act as thumb**

**Code also any amputation for digital transfer (84.01, 84.11)**

**82.61** Pollicization operation carrying over nerves and blood supply

**82.69** Other reconstruction of thumb  
**"Cocked-hat" procedure [skin flap and bone]**

**Grafts:**

**bone to thumb**

**skin (pedicle) to thumb**

82.7 Plastic operation on hand with graft or implant

**82.71** Tendon pulley reconstruction  
**Reconstruction for opponensplasty**

ICD-9-CM TABULAR LIST OF PROCEDURES (FY10)

82.72 Plastic operation on hand with graft of muscle or fascia

82.79 Plastic operation on hand with other graft or implant  
Tendon graft to hand

82.8 Other plastic operations on hand

82.81 Transfer of finger, except thumb

*Excludes: pollicization of thumb (82.61)*

82.82 Repair of cleft hand

82.83 Repair of macrodactyly

82.84 Repair of mallet finger

82.85 Other tenodesis of hand  
Tendon fixation of hand NOS

82.86 Other tenoplasty of hand  
Myotenoplasty of hand

82.89 Other plastic operations on hand  
Plication of fascia  
Repair of fascial hernia

*Excludes: that with graft or implant (82.71-82.79)*

82.9 Other operations on muscle, tendon, and fascia of hand

*Excludes: diagnostic procedures on soft tissue of hand (83.21-83.29)*

82.91 Lysis of adhesions of hand  
Freeing of adhesions of fascia, muscle, and tendon of hand

*Excludes: decompression of carpal tunnel (04.43)  
that by stretching or manipulation only (93.26)*

82.92 Aspiration of bursa of hand

82.93 Aspiration of other soft tissue of hand

*Excludes: skin and subcutaneous tissue (86.01)*

82.94 Injection of therapeutic substance into bursa of hand

82.95 Injection of therapeutic substance into tendon of hand

82.96 Other injection of locally-acting therapeutic substance into soft tissue of hand

*Excludes: subcutaneous or intramuscular injection (99.11-99.29)*

82.99 Other operations on muscle, tendon, and fascia of hand

83 Operations on muscle, tendon, fascia, and bursa, except hand

Includes: operations on:  
aponeurosis  
synovial membrane of bursa and tendon sheaths  
tendon sheaths

*Excludes: diaphragm (34.81-34.89)  
hand (82.01- 82.99)  
muscles of eye (15.01- 15.9)*

83.0 Incision of muscle, tendon, fascia, and bursa

212  OR procedure  Non OR procedure but affects ThaiDRG

83.01 Exploration of tendon sheath  
**Incision of tendon sheath**  
**Removal of rice bodies from tendon sheath**

83.02 Myotomy  
*Excludes: cricopharyngeal myotomy (29.31)*

83.03 Bursotomy  
**Removal of calcareous deposit of bursa**  
*Excludes: aspiration of burs (percutaneous) (83.94)*

83.09 Other incision of soft tissue  
**Incision of fascia**  
*Excludes: incision of skin an subcutaneous tissue alone (86.01-86.09)*

83.1 Division of muscle, tendon, and fascia

83.11 Achillotenotomy

83.12 Adductor tenotomy of hip

83.13 Other tenotomy  
**Aponeurotomy**  
**Division of tendon**  
**Tendon release**  
**Tendon transection**  
**Tenotomy for thoracic outlet decompression**

83.14 Fasciotomy  
**Division of fascia**  
**Division of iliotibial band**  
**Fascia stripping**  
**Release of Volkmann's contracture by fasciotomy**

83.19 Other division of soft tissue  
**Division of muscle**  
**Muscle release**  
**Myotomy for thoracic outlet decompression**  
**Myotomy with division**  
**Scalenotomy**  
**Transection of muscle**

83.2 Diagnostic procedures on muscle, tendon, fascia, and bursa, including that of hand

83.21 Biopsy of soft tissue  
*Excludes: biopsy of chest wall (34.23)*  
*biopsy of skin and subcutaneous tissue (86.11)*

83.29 Other diagnostic procedures on muscle, tendon, fascia, and bursa, including that of hand  
*Excludes: microscopic examination of specimen (91.51-91.59)*  
*soft tissue x-ray (87.09, 87.38-87.39, 88.09, 88.35, 88.37)*  
*thermography of muscle (88.84)*

83.3 Excision of lesion of muscle, tendon, fascia, and bursa

**Excludes:** *biopsy of soft tissue* ([83.21](#))

**83.31** Excision of lesion of tendon sheath  
Excision of ganglion of tendon sheath, except of hand

**83.32** Excision of lesion of muscle  
Excision of:  
heterotopic bone  
muscle scar for release of Volkmann's contracture  
myositis ossificans

**83.39** Excision of lesion of other soft tissue  
Excision of Baker's cyst

**Excludes:** *bursectomy* ([83.5](#))  
*excision of lesion of skin and subcutaneous tissue* ([86.3](#))  
*synovectomy* ([80.70-80.79](#))

83.4 Other excision of muscle, tendon, and fascia

**83.41** Excision of tendon for graft

**83.42** Other tenonectomy  
Excision of:  
aponeurosis  
tendon sheath  
Tenosynovectomy

**83.43** Excision of muscle or fascia for graft

**83.44** Other fasciectomy

**83.45** Other myectomy  
Debridement of muscle NOS  
Scalenectomy

**83.49** Other excision of soft tissue

**83.5** Bursectomy

83.6 Suture of muscle, tendon, and fascia

**83.61** Suture of tendon sheath

**83.62** Delayed suture of tendon

**83.63** Rotator cuff repair

**83.64** Other suture of tendon  
Achillorrhaphy  
Aponeurorrhaphy

**Excludes:** *delayed suture of tendon* ([83.62](#))

**83.65** Other suture of muscle or fascia  
Repair of diastasis recti

83.7 Reconstruction of muscle and tendon

**Excludes:** *reconstruction of muscle and tendon associated with arthroplasty*

**83.71** Advancement of tendon

**83.72** Recession of tendon

**83.73** Reattachment of tendon

- 83.74 Reattachment of muscle
- 83.75 Tendon transfer or transplantation
- 83.76 Other tendon transposition
- 83.77 Muscle transfer or transplantation  
     **Release of Volkmann's contracture by muscle transplantation**
- 83.79 Other muscle transposition

83.8 Other plastic operations on muscle, tendon, and fascia

*Excludes: plastic operations on muscle, tendon, and fascia associated with arthroplasty*

- 83.81 Tendon graft
- 83.82 Graft of muscle or fascia
- 83.83 Tendon pulley reconstruction
- 83.84 Release of clubfoot, not elsewhere classified  
     **Evans operation on clubfoot**
- 83.85 Other change in muscle or tendon length  
     **Hamstring lengthening**  
     **Heel cord shortening**  
     **Plastic achillotenotomy**  
     **Tendon plication**
- 83.86 Quadricepsplasty
- 83.87 Other plastic operations on muscle  
     **Musculoplasty**  
     **Myoplasty**
- 83.88 Other plastic operations on tendon  
     **Myotenoplasty**  
     **Tendon fixation**  
     **Tenodesis**  
     **Tenoplasty**
- 83.89 Other plastic operations on fascia  
     **Fascia lengthening**  
     **Fascioplasty**  
     **Plication of fascia**

83.9 Other operations on muscle, tendon, fascia, and bursa

*Excludes: nonoperative:  
     manipulation (93.25-93.29)  
     stretching (93.27-93.29)*

- 83.91 Lysis of adhesions of muscle, tendon, fascia, and bursa  
     *Excludes: that for tarsal tunnel syndrome (04.44)*
- 83.92 Insertion or replacement of skeletal muscle stimulator  
     **Implantation, insertion, placement, or replacement of skeletal muscle:  
         electrodes  
         stimulator**
- 83.93 Removal of skeletal muscle stimulator
- 83.94 Aspiration of bursa

- 83.95 Aspiration of other soft tissue  
*Excludes: that of skin and subcutaneous tissue (86.01)*
- 83.96 Injection of therapeutic substance into bursa
- 83.97 Injection of therapeutic substance into tendon
- 83.98 Injection of locally-acting therapeutic substance into other soft tissue  
*Excludes: subcutaneous or intramuscular injection (99.11-99.29)*
- 83.99 Other operations on muscle, tendon, fascia, and bursa  
Suture of bursa

## 84 Other procedures on musculoskeletal system

### 84.0 Amputation of upper limb

- Excludes: revision of amputation stump (84.3)*
- 84.00 Upper limb amputation, not otherwise specified  
Closed flap amputation of upper limb NOS  
Kineplastic amputation of upper limb NOS  
Open or guillotine amputation of upper limb NOS  
Revision of current traumatic amputation of upper limb NOS
- 84.01 Amputation and disarticulation of finger  
*Excludes: ligation of supernumerary finger (86.26)*
- 84.02 Amputation and disarticulation of thumb
- 84.03 Amputation through hand  
Amputation through carpals
- 84.04 Disarticulation of wrist
- 84.05 Amputation through forearm  
Forearm amputation
- 84.06 Disarticulation of elbow
- 84.07 Amputation through humerus  
Upper arm amputation
- 84.08 Disarticulation of shoulder
- 84.09 Interthoracoscapular amputation  
Forequarter amputation

### 84.1 Amputation of lower limb

- Excludes: revision of amputation stump (84.3)*
- 84.10 Lower limb amputation, not otherwise specified  
Closed flap amputation of lower limb NOS  
Kineplastic amputation of lower limb NOS  
Open or guillotine amputation of lower limb NOS  
Revision of current traumatic amputation of lower limb NOS







- 84.11 Amputation of toe  
 Amputation through metatarsophalangeal joint  
 Disarticulation of toe  
 Metatarsal head amputation  
 Ray amputation of foot (disarticulation of the metatarsal head of the toe extending across the forefoot just proximal to the metatarsophalangeal crease)  
*Excludes: ligation of supernumerary toe (86.26)*
- 84.12 Amputation through foot  
 Amputation of forefoot  
 Amputation through middle of foot  
 Chopart's amputation  
 Midtarsal amputation  
 Transmetatarsal amputation (amputation of the forefoot, including all the toes)  
*Excludes: Ray amputation of foot (84.11)*
- 84.13 Disarticulation of ankle
- 84.14 Amputation of ankle through malleoli of tibia and fibula
- 84.15 Other amputation below knee  
 Amputation of leg through tibia and fibula NOS
- 84.16 Disarticulation of knee  
 Batch, Spitler, and McFaddin amputation  
 Mazet amputation  
 S.P. Roger's amputation
- 84.17 Amputation above knee  
 Amputation of leg through femur  
 Amputation of thigh  
 Conversion of below- knee amputation into above- knee amputation  
 Supracondylar above- knee amputation
- 84.18 Disarticulation of hip
- 84.19 Abdominopelvic amputation  
 Hemipelvectomy  
 Hindquarter amputation
- 84.2 Reattachment of extremity
- 84.21 Thumb reattachment
- 84.22 Finger reattachment
- 84.23 Forearm, wrist, or hand reattachment
- 84.24 Upper arm reattachment  
 Reattachment of arm NOS
- 84.25 Toe reattachment
- 84.26 Foot reattachment
- 84.27 Lower leg or ankle reattachment  
 Reattachment of leg NOS
- 84.28 Thigh reattachment
- 84.29 Other reattachment

- 84.3 Revision of amputation stump
  - Reamputation of stump
  - Secondary closure of stump
  - Trimming of stump

*Excludes: revision of current traumatic amputation [revision by further amputation of current injury] ([84.00-84.19](#), [84.91](#))*
- 84.4 Implantation or fitting of prosthetic limb device
  - 84.40 Implantation or fitting of prosthetic limb device, not otherwise specified
  - 84.41 Fitting of prosthesis of upper arm and shoulder
  - 84.42 Fitting of prosthesis of lower arm and hand
  - 84.43 Fitting of prosthesis of arm, not otherwise specified
  - 84.44 Implantation of prosthetic device of arm
  - 84.45 Fitting of prosthesis above knee
  - 84.46 Fitting of prosthesis below knee
  - 84.47 Fitting of prosthesis of leg, not otherwise specified
  - 84.48 Implantation of prosthetic device of leg
- 84.5 Implantation of other musculoskeletal devices and substances
 

*Excludes: insertion of (non-fusion) spinal disc replacement device ([84.60 - 84.69](#))*

  - 84.51 Insertion of interbody spinal fusion device
    - Insertion of: cages (carbon, ceramic, metal, plastic or titanium)
    - interbody fusion cage
    - synthetic cages or spacers
    - threaded bone dowels
    - Code also refusion of spine ([81.30 - 81.39](#))
    - Code also spinal fusion ([81.00 - 81.08](#))
  - 84.52 Insertion of recombinant bone morphogenetic protein rhBMP
    - That via collagen sponge, coral, ceramic and other carriers
    - Code also primary procedure performed:
      - fracture repair ([79.00-79.99](#))
      - spinal fusion ([81.00 - 81.08](#))
      - spinal refusion ([81.30 - 81.39](#))
  - 84.53 Implantation of internal limb lengthening device with kinetic distraction
    - Code also limb lengthening procedure ([78.30 - 78.39](#))
  - 84.54 Implantation of other internal limb lengthening device
    - Implantation of internal limb lengthening device, Not Otherwise Specified (NOS)
    - Code also limb lengthening procedure ([78.30 - 78.39](#))

- 84.55 Insertion of bone void filler   
 Insertion of:  
 acrylic cement (PMMA)  
 bone void cement  
 calcium based bone void filler  
 polymethylmethacrylate (PMMA)  
*Excludes: that with percutaneous vertebral augmentation (81.66)  
 that with percutaneous vertebroplasty (81.65)*
- 84.56 Insertion or replacement of (cement) spacer   
 Insertion or replacement of joint (methylmethacrylate) spacer
- 84.57 Removal of (cement) spacer   
 Removal of joint (methylmethacrylate) spacer
- 84.59 Insertion of other spinal devices   
*Excludes: initial insertion of pedicle screws with spinal fusion --omit code  
 insertion of facet replacement device(s) (84.84)  
 insertion of interspinous process device(s) (84.80)  
 insertion of pedicle-based dynamic stabilization device(s) (84.82)*

*\*Delete code 84.58*

#### 84.6 Replacement of spinal disc

**Includes:** non- fusion arthroplasty of the spine with insertion of artificial disc prosthesis

- 84.60 Insertion of spinal disc prosthesis, not otherwise specified  
 Replacement of spinal disc, NOS  
 Includes: discectomy (discectomy)
- 84.61 Insertion of partial spinal disc prosthesis, cervical  
 Nuclear replacement device, cervical  
 Partial artificial disc prosthesis (flexible), cervical  
 Replacement of nuclear disc (nucleus pulposus), cervical  
 Includes: discectomy (discectomy)
- 84.62 Insertion of total spinal disc prosthesis, cervical  
 Replacement of cervical spinal disc, NOS  
 Replacement of total spinal disc, cervical  
 Total artificial disc prosthesis (flexible), cervical  
 Includes: discectomy (discectomy)
- 84.63 Insertion of spinal disc prosthesis, thoracic  
 Artificial disc prosthesis (flexible), thoracic  
 Replacement of thoracic spinal disc, partial or total  
 Includes: discectomy (discectomy)
- 84.64 Insertion of partial spinal disc prosthesis, lumbosacral  
 Nuclear replacement device, lumbar  
 Partial artificial disc prosthesis (flexible), lumbar  
 Replacement of nuclear disc (nucleus pulposus), lumbar  
 Includes: discectomy (discectomy)



- 84.65 Insertion of total spinal disc prosthesis, lumbosacral  
 Replacement of lumbar spinal disc, NOS  
 Replacement of total spinal disc, lumbar  
 Total artificial disc prosthesis (flexible), lumbar  
 Includes: discectomy (discectomy)
- 84.66 Revision or replacement of artificial spinal disc prosthesis, cervical  
 Removal of (partial) (total) spinal disc prosthesis with synchronous insertion of new (partial) (total) spinal disc prosthesis, cervical  
 Repair of previously inserted spinal disc prosthesis, cervical
- 84.67 Revision or replacement of artificial spinal disc prosthesis, thoracic  
 Removal of (partial) (total) spinal disc prosthesis with synchronous insertion of new (partial) (total) spinal disc prosthesis, thoracic  
 Repair of previously inserted spinal disc prosthesis, thoracic
- 84.68 Revision or replacement of artificial spinal disc prosthesis, lumbosacral  
 Removal of (partial) (total) spinal disc prosthesis with synchronous insertion of new (partial)(total) spinal disc prosthesis, lumbosacral  
 Repair of previously inserted spinal disc prosthesis, lumbosacral
- 84.69 Revision or replacement of artificial spinal disc prosthesis, not otherwise specified  
 Removal of (partial) (total) spinal disc prosthesis with synchronous insertion of new (partial)(total) spinal disc prosthesis  
 Repair of previously inserted spinal disc prosthesis

84.7 Adjunct codes for external fixator devices

Code also any primary procedure performed:

application of external fixator device ([78.10](#), [78.12- 78.13](#), [78.15](#), [78.17- 78.19](#))  
 reduction of fracture and dislocation ([79.00- 79.89](#))

- 84.71 Application of external fixator device, monoplanar system

*Excludes: other hybrid device or system ([84.73](#))  
 ring device or system ([84.72](#))*

- 84.72 Application of external fixator device, ring system

Ilizarov type  
 Sheffield type

*Excludes: monoplanar device or system ([84.71](#))  
 other hybrid device or system ([84.73](#))*

- 84.73 Application of hybrid external fixator device  
 Computer (assisted) (dependent) external fixator device  
 Hybrid system using both ring and monoplanar devices

*Excludes: monoplanar device or system, when used alone ([84.71](#))  
 ring device or system, when used alone ([84.72](#))*

84.8 Insertion, replacement and revision of posterior spinal motion preservation device(s)

Dynamic spinal stabilization device(s)

Includes any synchronous facetectomy (partial, total) performed at the same level

Code also any synchronous surgical decompression (foraminotomy, laminectomy, laminotomy), if performed (03.09)

**Excludes:** *fusion of spine (81.00 – 81.08, 81.30-81.39)*  
*insertion of artificial disc prosthesis (84.60-84.69)*  
*insertion of interbody spinal fusion device (84.51)*

84.80 Insertion or replacement of interspinous process device(s)   
 Interspinous process decompression device(s)  
 Interspinous process distraction device(s)

**Excludes:** *insertion or replacement of facet replacement device (84.84)*  
*insertion or replacement of pedicle-based dynamic stabilization device (84.82)*

84.81 Revision of interspinous process device(s) 

Repair of previously inserted interspinous process device(s)

**Excludes:** *revision of facet replacement device(s) (84.85)*  
*revision of pedicle-based dynamic stabilization device (84.83)*


84.82 Insertion or replacement of pedicle-based dynamic stabilization device(s) 

**Excludes:** *initial insertion of pedicle screws with spinal fusion--omit code insertion or replacement of facet replacement device(s) (84.84)*  
*insertion or replacement of interspinous process device(s) (84.80)*  
*replacement of pedicle screws used in spinal fusion (78.59)*

84.83 Revision of pedicle-based dynamic stabilization device(s) 

Repair of previously inserted pedicle-based dynamic stabilization device(s)

**Excludes:** *removal of pedicle screws used in spinal fusion (78.69)*  
*replacement of pedicle screws used in spinal fusion (78.59)*  
*revision of facet replacement device(s) (84.85)*  
*revision of interspinous process device(s) (84.81)*

84.84 Insertion or replacement of facet replacement device(s) 

Facet arthroplasty

**Excludes:** *initial insertion of pedicle screws with spinal fusion--omit code insertion or replacement of interspinous process device(s) (84.80)*  
*insertion or replacement of pedicle-based dynamic stabilization device(s) (84.82)*  
*replacement of pedicle screws used in spinal fusion (78.59)*

ICD-9-CM TABULAR LIST OF PROCEDURES (FY10)

84.85 Revision of facet replacement device(s) 

Repair of previously inserted facet replacement device(s)

*Excludes:* removal of pedicle screws used in spinal fusion ([78.69](#))  
replacement of pedicle screws used in spinal fusion([78.59](#))  
revision of interspinous process device(s) ([84.81](#))  
revision of pedicle-based dynamic stabilization device(s)  
([84.83](#))

84.9 Other operations on musculoskeletal system

*Excludes:* nonoperative manipulation ([93.25-93.29](#))

84.91 Amputation, not otherwise specified

84.92 Separation of equal conjoined twins

84.93 Separation of unequal conjoined twins  
Separation of conjoined twins NOS

84.99 Other

## 15. OPERATIONS ON THE INTEGUMENTARY SYSTEM (85-86)

## 85 Operations on the breast

**Includes:** operations on the skin and subcutaneous tissue of:  
breast female or male  
previous mastectomy site female or male  
revision of previous mastectomy site

## 85.0 Mastotomy

Incision of breast (skin)  
Mastotomy

**Excludes:** aspiration of breast ([85.91](#))  
removal of implant ([85.94](#))

## 85.1 Diagnostic procedures on breast

[85.11](#) Closed [percutaneous] [needle] biopsy of breast

[85.12](#) Open biopsy of breast

85.19 Other diagnostic procedures on breast

**Excludes:** mammary ductogram ([87.35](#))  
mammography NEC ([87.37](#))  
manual examination ([89.36](#))  
microscopic examination of specimen ([91.61-91.69](#))  
thermography ([88.85](#))  
ultrasonography ([88.73](#))  
xerography ([87.36](#))

## 85.2 Excision or destruction of breast tissue

**Excludes:** mastectomy ([85.41-85.48](#))  
reduction mammoplasty ([85.31-85.32](#))

[85.20](#) Excision or destruction of breast tissue, not otherwise specified <sup>®</sup>

**Excludes:** laser interstitial thermal therapy [LITT] of lesion or tissue of breast under guidance ([17.69](#))

[85.21](#) Local excision of lesion of breast

Lumpectomy  
Removal of area of fibrosis from breast

**Excludes:** biopsy of breast ([85.11-85.12](#))

[85.22](#) Resection of quadrant of breast

[85.23](#) Subtotal mastectomy

**Excludes:** quadrant resection ([85.22](#))

[85.24](#) Excision of ectopic breast tissue

Excision of accessory nipple

[85.25](#) Excision of nipple

**Excludes:** excision of accessory nipple ([85.24](#))



85.3 Reduction mammoplasty and subcutaneous mastectomy

- 85.31 Unilateral reduction mammoplasty  
**Unilateral:**  
     **amputative mammoplasty**  
     **size reduction mammoplasty**
- 85.32 Bilateral reduction mammoplasty  
**Amputative mammoplasty**  
**Reduction mammoplasty (for gynecomastia)**
- 85.33 Unilateral subcutaneous mastectomy with synchronous implant  
*Excludes: that without synchronous implant (85.34)*
- 85.34 Other unilateral subcutaneous mastectomy  
**Removal of breast tissue with preservation of skin and nipple**  
**Subcutaneous mastectomy NOS**
- 85.35 Bilateral subcutaneous mastectomy with synchronous implant  
*Excludes: that without synchronous implant (85.36)*
- 85.36 Other bilateral subcutaneous mastectomy

85.4 Mastectomy

- 85.41 Unilateral simple mastectomy  
**Mastectomy:**  
     **NOS**  
     **complete**
- 85.42 Bilateral simple mastectomy  
**Bilateral complete mastectomy**
- 85.43 Unilateral extended simple mastectomy  
**Extended simple mastectomy NOS**  
**Modified radical mastectomy**  
**Simple mastectomy with excision of regional lymph nodes**
- 85.44 Bilateral extended simple mastectomy
- 85.45 Unilateral radical mastectomy  
**Excision of breast, pectoral muscles, and regional lymph nodes**  
     [axillary, clavicular, supraclavicular]  
**Radical mastectomy NOS**
- 85.46 Bilateral radical mastectomy
- 85.47 Unilateral extended radical mastectomy  
**Excision of breast, muscles, and lymph nodes [axillary, clavicular, supraclavicular, internal mammary, and mediastinal]**  
**Extended radical mastectomy NOS**
- 85.48 Bilateral extended radical mastectomy

85.5 Augmentation mammoplasty

- Excludes: that associated with subcutaneous mastectomy (85.33, 85.35)*
- 85.50 Augmentation mammoplasty, not otherwise specified
- 85.51 Unilateral injection into breast for augmentation
- 85.52 Bilateral injection into breast for augmentation  
**Injection into breast for augmentation NOS**




85.53 Unilateral breast implant


85.54 Bilateral breast implant  
Breast implant NOS


85.6 Mastopexy

85.7 Total reconstruction of breast <sup>®</sup>

85.70 Total reconstruction of breast, not otherwise specified   
Perforator flap, free


85.71 Latissimus dorsi myocutaneous flap 

85.72 Transverse rectus abdominis myocutaneous (TRAM) flap, pedicled   
*Excludes: transverse rectus abdominis myocutaneous (TRAM) flap, free (85.73)*

85.73 Transverse rectus abdominis myocutaneous (TRAM) flap, free   
*Excludes: transverse rectus abdominis myocutaneous (TRAM) flap, pedicled (85.72)*

85.74 Deep inferior epigastric artery perforator (DIEP) flap, free 

85.75 Superficial inferior epigastric artery (SIEA) flap, free 

85.76 Gluteal artery perforator (GAP) flap, free 

85.79 Other total reconstruction of breast 

*Excludes: deep inferior epigastric artery perforator (DIEP) flap, free (85.74)  
gluteal artery perforator (GAP) flap, free (85.76)  
latissimus dorsi myocutaneous flap (85.71)  
perforator flap, free (85.70)  
superficial inferior epigastric artery (SIEA) flap, free (85.75)  
total reconstruction of breast, not otherwise specified (85.70)  
transverse rectus abdominis myocutaneous (TRAM) flap, free (85.73)  
transverse rectus abdominis myocutaneous (TRAM) flap, pedicled (85.72)*

85.8 Other repair and plastic operations on breast <sup>®</sup>

*Excludes: that for:  
augmentation (85.50-85.54)  
reconstruction (85.70-85.76, 85.79)  
reduction (85.31-85.32)*

85.81 Suture of laceration of breast

85.82 Split-thickness graft to breast

85.83 Full-thickness graft to breast

85.84 Pedicle graft to breast

85.85 Muscle flap graft to breast

85.86 Transposition of nipple

85.87 Other repair or reconstruction of nipple

85.89 Other mammoplasty

85.9 Other operations on the breast

85.91 Aspiration of breast

*Excludes: percutaneous biopsy of breast (85.11)*

85.92 Injection of therapeutic agent into breast

*Excludes: that for augmentation of breast (85.51-85.52)*

85.93 Revision of implant of breast

85.94 Removal of implant of breast

85.95 Insertion of breast tissue expander

**Insertion (soft tissue) of tissue expander (one or more) under muscle or platysma to develop skin flaps for donor use**

85.96 Removal of breast tissue expander

85.99 Other

86 Operations on skin and subcutaneous tissue

**Includes: operations on:**

- hair follicles
- male perineum
- nails
- sebaceous glands
- subcutaneous fat pads
- sudoriferous glands
- superficial fossae

*Excludes: those on skin of:*

- anus ([49.01-49.99](#))
- breast (mastectomy site) ([85.0-85.99](#))
- ear ([18.01-18.9](#))
- eyebrow ([08.01-08.99](#))
- eyelid ([08.01-08.99](#))
- female perineum ([71.01-71.9](#))
- lips ([27.0-27.99](#))
- nose ([21.00-21.99](#))
- penis ([64.0-64.99](#))
- scrotum ([61.0-61.99](#))
- vulva ([71.01-71.9](#))

86.0 Incision of skin and subcutaneous tissue

86.01 Aspiration of skin and subcutaneous tissue

**Aspiration of:**

- abscess of nail, skin, or subcutaneous tissue
- hematoma of nail, skin, or subcutaneous tissue
- seroma of nail, skin, or subcutaneous tissue

86.02 Injection or tattooing of skin lesion or defect

- Injection of filling material**
- Insertion of filling material**
- Pigmenting of skin of filling material**

86.03 Incision of pilonidal sinus or cyst

*Excludes: marsupialization (86.21)*



OPERATIONS ON THE INTEGUMENTARY SYSTEM (85-86)

86.04 Other incision with drainage of skin and subcutaneous tissue

**Excludes:** drainage of:

*facial compartments of face and mouth (27.0)*

*palmar or thenar space (82.04)*

*pilonidal sinus or cyst (86.03)*

86.05 Incision with removal of foreign body or device from skin and <sup>®</sup> subcutaneous tissue

Removal of loop recorder

Removal of neurostimulator pulse generator (single array, dual array)

Removal of tissue expander(s) from skin or soft tissue other than breast tissue

Removal of carotid sinus baroreflex activation device

**Excludes:** removal of foreign body without incision (98.20-98.29)

86.06 Insertion of totally implantable infusion pump

Code also any associated catheterization

**Excludes:** insertion of totally implantable vascular access device (86.07)

86.07 Insertion of totally implantable vascular access device [VAD]  
Totally implanted port

**Excludes:** insertion of totally implantable infusion pump (86.06)

86.09 Other incision of skin and subcutaneous tissue <sup>®</sup>

Creation of thalamic stimulator pulse generator pocket, new site

Escharotomy

Exploration:

sinus tract, skin

superficial fossa

Relocation of subcutaneous device pocket NEC

Reopening subcutaneous pocket for device revision without replacement

Undercutting of hair follicle

**Excludes:** creation of loop recorder pocket, new site and insertion/relocation of device (37.79)

*creation of pocket for implantable, patient-activated cardiac event recorder and insertion/relocation of device (37.79)*

*removal of catheter from cranial cavity (01.27)*

that of:

*cardiac pacemaker pocket, new site (37.79)*

*facial compartments of face and mouth (27.0)*

*that for drainage (86.04)*

86.1 Diagnostic procedures on skin and subcutaneous tissue

86.11 Biopsy of skin and subcutaneous tissue


86.19 Other diagnostic procedures on skin and subcutaneous tissue

**Excludes:** microscopic examination of specimen from skin and subcutaneous tissue (91.61-91.79)



86.2 Excision or destruction of lesion or tissue of skin and subcutaneous tissue

- 86.21** Excision of pilonidal cyst or sinus  
 Marsupialization of cyst  
*Excludes: incision of pilonidal cyst or sinus (86.03)*
- 86.22** Excisional debridement of wound, infection, or burn  
 Removal by excision of:  
     devitalized tissue  
     necrosis  
     slough  
*Excludes: debridement of:*  
     *abdominal wall (wound) (54.3)*  
     *bone (77.60-77.69)*  
     *muscle (83.45)*  
     *of hand (82.36)*  
     *nail (bed) (fold) (86.27)*  
     *nonexcisional debridement of wound, infection, or burn (86.28)*  
     *open fracture site (79.60-79.69)*  
     *pedicle or flap graft (86.75)*
- 86.23 Removal of nail, nail bed, or nail fold
- 86.24 Chemosurgery of skin  
 Chemical peel of skin
- 86.25** Dermabrasion  
 That with laser  
*Excludes: dermabrasion of wound to remove embedded debris (86.28)*
- 86.26 Ligation of dermal appendage  
*Excludes: excision of preauricula appendage (18.29)*
- 86.27 Debridement of nail, nail bed, or nail fold  
 Removal of:  
     necrosis  
     slough  
*Excludes: removal of nail, nail bed, or nail fold (86.23)*
- 86.28 Nonexcisional debridement of wound, infection or burn  
 Debridement NOS  
 Maggot therapy  
 Removal of devitalized tissue, necrosis and slough by such methods as:  
     brushing  
     irrigation (under pressure)  
     scrubbing  
     washing  
 Water scalpel (jet)

- 86.3** Other local excision or destruction of lesion or tissue of skin and subcutaneous tissue  
 Destruction of skin by:  
     cauterization cryosurgery  
     fulguration  
     laser beam  
 That with Z- plasty  
*Excludes:* *adipectomy (86.83)*  
     *biopsy of skin (86.11)*  
     *wide or radical excision of skin (86.4)*  
     *Z-plasty without excision (86.84)*
- 86.4** Radical excision of skin lesion  
 Wide excision of skin lesion involving underlying or adjacent structure  
 Code also any lymph node dissection [\(40.3-40.5\)](#)
- 86.5 Suture or other closure of skin and subcutaneous tissue
- 86.51 Replantation of scalp
- 86.59** Closure of skin and subcutaneous tissue of other sites  
 Adhesives (surgical) (tissue)  
 Staples  
 Sutures  
*Excludes:* *application of adhesive strips (butterfly) --omit code*
- 86.6 Free skin graft 
- Includes: excision of skin for autogenous graft  
*Excludes:* *construction or reconstruction of:*  
     *penis (64.43-64.44)*  
     *trachea (31.75)*  
     *vagina (70.61-70.64)*
- 86.60** Free skin graft, not otherwise specified
- 86.61** Full- thickness skin graft to hand  
*Excludes:* *heterograft (86.65)*  
     *homograft (86.66)*
- 86.62** Other skin graft to hand  
*Excludes:* *heterograft (86.65)*  
     *homograft (86.66)*
- 86.63** Full- thickness skin graft to other sites  
*Excludes:* *heterograft (86.65)*  
     *homograft (86.66)*
- 86.64 Hair transplant  
*Excludes:* *hair follicle transplant to eyebrow or eyelash (08.63)*
- 86.65** Heterograft to skin  
 Pigskin graft  
 Porcine graft  
*Excludes:* *application of dressing only (93.57)*

- 86.66 Homograft to skin  
 Graft to skin of:  
     amnionic membrane from donor skin from donor
- 86.67 Dermal regenerative graft  
 Artificial skin, NOS  
 Creation of "neodermis"  
 Decellularized allodermis  
 Integumentary matrix implants  
 Prosthetic implant of dermal layer of skin  
 Regenerate dermal layer of skin  
*Excludes: heterograft to skin (86.65)*  
           *homograft to skin (86.66)*
- 86.69 Other skin graft to other sites  
*Excludes: heterograft (86.65)*  
           *homograft (86.66)*
- 86.7 Pedicle grafts or flaps <sup>®</sup>  
*Excludes: construction or reconstruction of:*  
           *penis (64.43-64.44)*  
           *trachea (31.75)*  
           *vagina (70.61-70.64)*
- 86.70 Pedicle or flap graft, not otherwise specified
- 86.71 Cutting and preparation of pedicle grafts or flaps  
 Elevation of pedicle from its bed  
 Flap design and raising  
 Partial cutting of pedicle or tube  
 Pedicle delay  
*Excludes: pollicization or digital transfer (82.61, 82.81)*  
           *revision of pedicle (86.75)*
- 86.72 Advancement of pedicle graft
- 86.73 Attachment of pedicle or flap graft to hand  
*Excludes: pollicization or digital transfer (82.61, 82.81)*
- 86.74 Attachment of pedicle or flap graft to other sites  
 Attachment by:  
     advanced flap  
     double pedicled flap  
     pedicle graft  
     rotating flap  
     sliding flap  
     tube graft
- 86.75 Revision of pedicle or flap graft  
 Debridement of pedicle or flap graft  
 Defatting of pedicle or flap graft
- 86.8 Other repair and reconstruction of skin and subcutaneous tissue
- 86.81 Repair for facial weakness

86.82 Facial rhytidectomy  
Face lift

*Excludes: rhytidectomy of eyelid (08.86-08.87)*

86.83 Size reduction plastic operation  
Liposuction

Reduction of adipose tissue of:  
abdominal wall (pendulous)  
arms (batwing)  
buttock  
thighs (trochanteric lipomatosis)

*Excludes: breast (85.31-85.32)*

86.84 Relaxation of scar or web contracture of skin  
Z- plasty of skin

*Excludes: Z-plasty with excision of lesion (86.3)*

86.85 Correction of syndactyly

86.86 Onychoplasty

86.89 Other repair and reconstruction of skin and subcutaneous tissue

*Excludes: mentoplasty (76.67-76.68)*

## 86.9 Other operations on skin and subcutaneous tissue

86.91 Excision of skin for graft  
Excision of skin with closure of donor site

*Excludes: that with graft at same operative episode (86.60- 86.69)*

86.92 Electrolysis and other epilation of skin

*Excludes: epilation of eyelid (08.91-08.93)*

86.93 Insertion of tissue expander  
Insertion (subcutaneous) (soft tissue) of expander(one or more) in  
scalp (subgaleal space), face, neck, trunk except breast, and upper  
and lower extremities for development of skin flaps for donor use

*Excludes: flap graft preparation (86.71)  
tissue expander, breast (85.95)*

86.94 Insertion or replacement of single array neurostimulator pulse  
generator, not specified as rechargeable  
Pulse generator (single array, single channel) for intracranial, spinal,  
and peripheral neurostimulator

Code also any associated lead implantation (02.93,03.93,04.92)

*Excludes: insertion or replacement of single array rechargeable  
neurostimulator pulse generator (86.97)*

86.95 Insertion or replacement of dual array neurostimulator pulse  
generator, not specified as rechargeable  
Pulse generator (dual array, dual channel) for intracranial, spinal, and  
peripheral neurostimulator

Code also any associated lead implantation (02.93,03.93,04.92)

*Excludes: insertion or replacement of dual array rechargeable  
neurostimulator pulse generator (86.98)*

ICD-9-CM TABULAR LIST OF PROCEDURES (FY10)

- 86.96** Insertion or replacement of other neurostimulator pulse generator  
Code also any associated lead implantation ([02.93,03.93,04.92](#))  
*Excludes: insertion of dual array neurostimulator pulse generator*  
*([86.95, 86.98](#))*  
*insertion of single array neurostimulator pulse generator*  
*([86.94, 86.97](#))*
- 86.97** Insertion or replacement of single array rechargeable neurostimulator pulse generator  
Rechargeable pulse generator (single array, single channel) for intracranial, spinal, and peripheral neurostimulator  
Code also any associated lead implantation ([02.93,03.93,04.92](#))
- 86.98** Insertion or replacement of dual array rechargeable neurostimulator pulse generator  
Rechargeable pulse generator (dual array, dual channel) for intracranial, spinal, and peripheral neurostimulator  
Code also any associated lead implantation ([02.93,03.93,04.92](#))
- 86.99 Other  
*Excludes: removal of sutures from:*  
*abdomen ([97.83](#))*  
*head and neck ([97.38](#))*  
*thorax ([97.43](#))*  
*trunk NEC ([97.84](#))*  
*wound catheter:*  
*irrigation ([96.58](#))*  
*replacement ([97.15](#))*





16. MISCELLANEOUS DIAGNOSTIC AND THERAPEUTIC PROCEDURES (87 -99)

87 Diagnostic Radiology

87.0 Soft tissue x-ray of face, head, and neck

**Excludes:** *angiography* (88.40-88.68)

87.01 Pneumoencephalogram

87.02 Other contrast radiogram of brain and skull

**Pneumocisternogram**

**Pneumoventriculogram**

**Posterior fossa myelogram**

87.03 Computerized axial tomography of head  
**C.A.T. scan of head**

87.04 Other tomography of head

87.05 Contrast dacryocystogram

87.06 Contrast radiogram of nasopharynx

87.07 Contrast laryngogram

87.08 Cervical lymphangiogram

87.09 Other soft tissue x-ray of face, head, and neck

**Noncontrast x- ray of:**

**adenoid**

**larynx**

**nasolacrimal duct**

**nasopharynx**

**salivary gland**

**thyroid region**

**uvula**

**Excludes:** *x-ray study of eye* (95.14)

87.1 Other x-ray of face, head, and neck

**Excludes:** *angiography* (88.40-88.68)

87.11 Full-mouth x-ray of teeth

87.12 Other dental x-ray

**Orthodontic cephalogram or cephalometrics**

**Panorex examination of mandible**

**Root canal x- ray**

87.13 Temporomandibular contrast arthrogram

87.14 Contrast radiogram of orbit

87.15 Contrast radiogram of sinus

87.16 Other x-ray of facial bones

**X- ray of:**

**frontal area**

**mandible**

**maxilla**

**nasal sinuses**



nose  
 orbit  
 supraorbital area  
 symphysis menti  
 zygomaticomaxillary complex

- 87.17 Other x-ray of skull  
     **Lateral projection of skull**  
     **Sagittal projection**  
     **Tangential projection**

87.2 X-ray of spine

- 87.21 Contrast myelogram  
 87.22 Other x-ray of cervical spine  
 87.23 Other x-ray of thoracic spine  
 87.24 Other x-ray of lumbosacral spine  
     **Sacroccocygeal x- ray**  
 87.29 Other x-ray of spine  
     **Spinal x- ray NOS**

87.3 Soft tissue x-ray of thorax

**Excludes:** *angiocardiology (88.50-88.58)*  
*angiography (88.40-88.68)*

- 87.31 Endotracheal bronchogram  
 87.32 Other contrast bronchogram  
     **Transcricoid bronchogram**  
 87.33 Mediastinal pneumogram  
 87.34 Intrathoracic lymphangiogram  
 87.35 Contrast radiogram of mammary ducts  
 87.36 Xerography of breast  
 87.37 Other mammography  
 87.38 Sinogram of chest wall  
     **Fistulogram of chest wall**  
 87.39 Other soft tissue x-ray of chest wall

87.4 Other x-ray of thorax

**Excludes:** *angiocardiology (88.50-88.58)*  
*angiography (88.40-88.68)*

- 87.41 Computerized axial tomography of thorax ®  
     **C.A.T. scan of thorax**  
     **C.A.T. scan of heart**  
     **Crystal linea scan of x- ray beam of thorax**  
     **Electronic subtraction of thorax**  
     **Photoelectric response of thorax**  
     **Tomography with use of computer, x- rays, and camera of thorax**  
 87.42 Other tomography of thorax ®  
     **Cardiac tomogram**

**Excludes:** *C.A.T. scan of heart (87.41)*

MISCELLANEOUS DIAGNOSTIC AND THERAPEUTIC PROCEDURES (87-99)

87.43 X-ray of ribs, sternum, and clavicle

**Examination for:**  
**cervical rib**  
**fracture**

87.44 Routine chest x-ray, so described

**X-ray of chest NOS**

87.49 Other chest x-ray

**X-ray of:**  
**bronchus NOS**  
**diaphragm NOS**  
**heart NOS**  
**lung NOS**  
**mediastinum NOS**  
**trachea NOS**

87.5 Biliary tract x-ray

**87.51** Percutaneous hepatic cholangiogram

**87.52** Intravenous cholangiogram

**87.53** Intraoperative cholangiogram

**87.54** Other cholangiogram

**87.59** Other biliary tract x-ray

**Cholecystogram**

87.6 Other x-ray of digestive system

**87.61** Barium swallow

**87.62** Upper GI series

**87.63** Small bowel series

**87.64** Lower GI series

**87.65** Other x-ray of intestine

**87.66** Contrast pancreatogram

87.69 Other digestive tract x-ray

87.7 X-ray of urinary system

**Excludes: angiography of renal vessels (88.45, 88.65)**

**87.71** Computerized axial tomography of kidney  
**C.A.T. scan of kidney**

**87.72** Other nephrotomogram

**87.73** Intravenous pyelogram  
**Diuretic infusion pyelogram**

**87.74** Retrograde pyelogram

**87.75** Percutaneous pyelogram

**87.76** Retrograde cystourethrogram

**87.77** Other cystogram

87.78 Ileal conduitogram



New code



Revised code



4<sup>th</sup> digit required

- 87.79 Other x-ray of the urinary system  
**KUB x-ray**
- 87.8 X-ray of female genital organs
  - 87.81 X-ray of gravid uterus  
**Intrauterine cephalometry by x-ray**
  - 87.82 Gas contrast hysterosalpingogram
  - 87.83 Opaque dye contrast hysterosalpingogram
  - 87.84 Percutaneous hysteroqram
  - 87.85 Other x-ray of fallopian tubes and uterus
  - 87.89 Other x-ray of female genital organs
- 87.9 X-ray of male genital organs
  - 87.91 Contrast seminal vesiculogram
  - 87.92 Other x-ray of prostate and seminal vesicles
  - 87.93 Contrast epididymogram
  - 87.94 Contrast vasogram
  - 87.95 Other x-ray of epididymis and vas deferens
  - 87.99 Other x-ray of male genital organs
- 88 Other diagnostic radiology and related techniques
  - 88.0 Soft tissue x-ray of abdomen  
*Excludes: angiography (88.40-88.68)*
    - 88.01 Computerized axial tomography of abdomen  
**C.A.T. scan of abdomen**  
*Excludes: C.A.T. scan of kidney (87.71)*
    - 88.02 Other abdomen tomography  
*Excludes: nephrotomogram (87.72)*
    - 88.03 Sinogram of abdominal wall  
**Fistulogram of abdominal wall**
    - 88.04 Abdominal lymphangiogram
    - 88.09 Other soft tissue x-ray of abdominal wall
  - 88.1 Other x-ray of abdomen
    - 88.11 Pelvic opaque dye contrast radiography
    - 88.12 Pelvic gas contrast radiography  
**Pelvic pneumoperitoneum**
    - 88.13 Other peritoneal pneumogram
    - 88.14 Retroperitoneal fistulogram
    - 88.15 Retroperitoneal pneumogram
    - 88.16 Other retroperitoneal x-ray
    - 88.19 Other x-ray of abdomen  
**Flat plate of abdomen**

88.2 Skeletal x-ray of extremities and pelvis

**Excludes:** *contrast radiogram of joint* ([88.32](#))

88.21 Skeletal x-ray of shoulder and upper arm

88.22 Skeletal x-ray of elbow and forearm

88.23 Skeletal x-ray of wrist and hand

88.24 Skeletal x-ray of upper limb, not otherwise specified

88.25 Pelvimetry

88.26 Other skeletal x-ray of pelvis and hip

88.27 Skeletal x-ray of thigh, knee, and lower leg

88.28 Skeletal x-ray of ankle and foot

88.29 Skeletal x-ray of lower limb, not otherwise specified

88.3 Other x-ray

88.31 Skeletal series

**X-ray of whole skeleton**

88.32 Contrast arthrogram

**Excludes:** *that of temporomandibular joint* ([87.13](#))

88.33 Other skeletal x-ray

**Excludes:** *skeletal x-ray of:  
extremities and pelvis* ([88.21-88.29](#))  
*face, head, and neck* ([87.11-87.17](#))  
*spine* ([87.21-87.29](#))  
*thorax* ([87.43](#))

[88.34](#) Lymphangiogram of upper limb

88.35 Other soft tissue x-ray of upper limb

[88.36](#) Lymphangiogram of lower limb

88.37 Other soft tissue x-ray of lower limb

**Excludes:** *femoral angiography* ([88.48,88.66](#))

[88.38](#) Other computerized axial tomography <sup>®</sup>

**C.A.T. scan NOS**

**Excludes:** *C.A.T. scan of:  
abdomen* ([88.01](#))  
*head* ([87.03](#))  
*heart* ([87.41](#))  
*kidney* ([87.71](#))  
*thorax* ([87.41](#))

88.39 X-ray, other and unspecified



88.4 Arteriography using contrast material

**Includes:** angiography of arteries  
arterial puncture for injection of contrast material  
radiography of arteries (by fluoroscopy)  
retrograde arteriography

The fourth- digit subclassification identifies the site to be viewed, not the site of injection.

**Excludes:** arteriography using:  
radioisotopes or radionuclides ([92.01-92.19](#))  
ultrasound ([88.71-88.79](#))  
fluorescein angiography of eye ([95.12](#))

88.40 Arteriography using contrast material, unspecified site

88.41 Arteriography of cerebral arteries

**Angiography of:**  
basilar artery  
carotid (internal)  
posterior cerebral circulation  
vertebral artery

88.42 Aortography

**Arteriography of aorta and aortic arch**

88.43 Arteriography of pulmonary arteries

88.44 Arteriography of other intrathoracic vessels

**Excludes:** angiocardiology ([88.50-88.58](#))  
arteriography of coronary arteries ([88.55-88.57](#))

88.45 Arteriography of renal arteries

88.46 Arteriography of placenta

**Placentogram using contrast material**

88.47 Arteriography of other intra-abdominal arteries

88.48 Arteriography of femoral and other lower extremity arteries

88.49 Arteriography of other specified sites

88.5 Angiocardiography using contrast material

**Includes:** arterial puncture and insertion of arterial catheter for injection of contrast material  
cineangiocardiology  
selective angiocardiology

Code also synchronous cardiac catheterization ([37.21-37.23](#))

**Excludes:** angiography of pulmonary vessels ([88.43](#), [88.62](#))

88.50 Angiocardiography, not otherwise specified

88.51 Angiocardiography of venae cavae

Inferior vena cavography  
Phlebography of vena cava (inferior) (superior)

- 88.52 Angiocardiography of right heart structures <sup>®</sup>  
 Angiocardiography of:  
 pulmonary valve  
 right atrium  
 right ventricle (outflow tract)  
*Excludes: that combined with left heart angiocardiography (88.54)  
 intra-operative fluorescence vascular angiography (88.59)*
- 88.53 Angiocardiography of left heart structures <sup>®</sup>  
 Angiocardiography of:  
 aortic valve  
 left atrium  
 left ventricle (outflow tract)  
*Excludes: that combined with right heart angiocardiography (88.54)  
 intra-operative fluorescence vascular angiography (88.59)*
- 88.54 Combined right and left heart angiocardiography <sup>®</sup>  
*Excludes: intra-operative fluorescence vascular angiography (88.59)*
- 88.55 Coronary arteriography using a single catheter <sup>®</sup>  
 Coronary arteriography by Sones technique  
 Direct selective coronary arteriography  
 using a single catheter  
*Excludes: intra-operative fluorescence vascular angiography (88.59)*
- 88.56 Coronary arteriography using two catheters <sup>®</sup>  
 Coronary arteriography by:  
 Judkins technique  
 Ricketts and Abrams technique  
 Direct selective coronary arteriography using two catheters  
*Excludes: intra-operative fluorescence vascular angiography (88.59)*
- 88.57 Other and unspecified coronary arteriography <sup>®</sup>  
 Coronary arteriography NOS  
*Excludes: intra-operative fluorescence vascular angiography (88.59)*
- 88.58 Negative-contrast cardiac roentgenography  
 Cardiac roentgenography with injection of carbon dioxide
- 88.59 Intra-operative fluorescence vascular angiography <sup>✱</sup>  
 Intraoperative laser arteriogram (SPY)  
 SPY arteriogram  
 SPY arteriography

## 88.6 Phlebography

- Includes:** angiography of veins  
 radiography of veins (by fluoroscopy)  
 retrograde phlebography  
 venipuncture for injection of contrast material  
 venography using contrast material

**Note:** The fourth-digit subclassification ([88.60- 88.67](#)) identifies the site to be viewed, not the site of injection.

**Excludes:** *angiography using:*  
*radioisotopes or radionuclides* ([92.01-92.19](#))  
*ultrasound* ([88.71-88.79](#))  
*fluorescein angiography of eye* ([95.12](#))

- 88.60 Phlebography using contrast material, unspecified site
- 88.61 Phlebography of veins of head and neck using contrast material
- 88.62 Phlebography of pulmonary veins using contrast material
- 88.63 Phlebography of other intrathoracic veins using contrast material
- 88.64 Phlebography of the portal venous system using contrast material  
**Splenoportogram (by splenic arteriography)**
- 88.65 Phlebography of other intra-abdominal veins using contrast material
- 88.66 Phlebography of femoral and other lower extremity veins using contrast material
- 88.67 Phlebography of other specified sites using contrast material
- 88.68 Impedance phlebography

88.7 Diagnostic ultrasound

**Includes:** Echography

Non- invasive ultrasound  
 Ultrasonic angiography  
 Ultrasonography

**Excludes:** *intravascular imaging (adjunctive) (IVUS)* ([00.21-00.29](#))  
*therapeutic ultrasound* ([00.01 -00.09](#))

- 88.71 Diagnostic ultrasound of head and neck  
**Determination of midline shift of brain**  
**Echoencephalography**

**Excludes:** *eye* ([95.13](#))

- 88.72 Diagnostic ultrasound of heart  
**Echocardiography**  
**Transesophageal echocardiography**

**Excludes:** *echocardiography of heart chambers* ([37.28](#))  
*intracardiac echocardiography (ICE)* ([37.28](#))  
*intravascular (IVUS) imaging of coronary vessels* ([00.24](#))

- 88.73 Diagnostic ultrasound of other sites of thorax  
**Aortic arch ultrasonography**  
**Breast ultrasonography**  
**Lung ultrasonography**

- 88.74 Diagnostic ultrasound of digestive system

- 88.75 Diagnostic ultrasound of urinary system

- 88.76 Diagnostic ultrasound of abdomen and retroperitoneum

- 88.77 Diagnostic ultrasound of peripheral vascular system  
**Deep vein thrombosis ultrasonic scanning**

**Excludes:** *adjunct vascular system procedures* ([00.40-00.43](#))





- 88.78 Diagnostic ultrasound of gravid uterus  
**Intrauterine cephalometry:**  
 echo  
 ultrasonic  
**Placental localization by ultrasound**
- 88.79 Other diagnostic ultrasound  
**Ultrasonography of:**  
 multiple sites  
 nongravid uterus  
 total body
- 88.8 Thermography
- 88.81 Cerebral thermography
- 88.82 Ocular thermography
- 88.83 Bone thermography  
**Osteoarticular thermography**
- 88.84 Muscle thermography
- 88.85 Breast thermography
- 88.86 Blood vessel thermography  
**Deep vein thermography**
- 88.89 Thermography of other sites  
**Lymph gland thermography**  
**Thermography NOS**
- 88.9 Other diagnostic imaging
- 88.90 Diagnostic imaging, not elsewhere classified
- 88.91 Magnetic resonance imaging of brain and brain stem <sup>®</sup>  
***Excludes:** intraoperative magnetic resonance imaging (88.96)  
 real-time magnetic resonance imaging (88.96)  
 laser interstitial thermal therapy [LITT] of lesion or tissue of  
 brain under guidance (17.61)*
- 88.92 Magnetic resonance imaging of chest and myocardium <sup>®</sup>  
**For evaluation of hilar and mediastinal lymphadenopathy**  
***Excludes:** laser interstitial thermal therapy [LITT] of lesion or tissue of  
 breast under guidance (17.69)  
 laser interstitial thermal therapy [LITT] of lesion or tissue of  
 lung under guidance (17.69)*
- 88.93 Magnetic resonance imaging of spinal canal  
**Spinal cord levels:**  
 cervical  
 thoracic  
 lumbar (lumbosacral)  
**Spinal cord**  
**Spine**
- 88.94 Magnetic resonance imaging of musculoskeletal  
**Bone marrow blood supply**  
**Extremities (upper) (lower)**

88.95 Magnetic resonance imaging of pelvis, prostate, and bladder <sup>®</sup>  
*Excludes: laser interstitial thermal therapy [LITT] of lesion or tissue of prostate under guidance (17.69)*

88.96 Other intraoperative magnetic resonance imaging  
 iMRI  
**Real-time magnetic resonance imaging**

88.97 Magnetic resonance imaging of other and unspecified sites <sup>®</sup>  
 Abdomen  
 Eye orbit  
 Face  
 Neck  
*Excludes: laser interstitial thermal therapy [LITT] of lesion or tissue of other and unspecified site under guidance (17.69)*

88.98 Bone mineral density studies  
 Dual photon absorptiometry  
 Quantitative computed tomography (CT) studies  
 Radiographic densitometry  
 Single photon absorptiometry

89 Interview, evaluation, consultation, and examination

89.0 Diagnostic interview, consultation, and evaluation

*Excludes: psychiatric diagnostic interview (94.11-94.19)*

89.01 Interview and evaluation, described as brief  
**Abbreviated history and evaluation**

89.02 Interview and evaluation, described as limited  
**Interval history and evaluation**

89.03 Interview and evaluation, described as comprehensive  
**History and evaluation of new problem**

89.04 Other interview and evaluation

89.05 Diagnostic interview and evaluation, not otherwise specified

89.06 Consultation, described as limited  
**Consultation on a single organ system**

89.07 Consultation, described as comprehensive

89.08 Other consultation

89.09 Consultation, not otherwise specified

89.1 Anatomic and physiologic measurements and manual examinations -- nervous system and sense organs

*Excludes: ear examination (95.41-95.49)  
 eye examination (95.01-95.26)  
 the listed procedures when done as part of a general physical examination (89.7)*

89.10 Intracarotid amobarbital test  
**Wada test**

89.11 Tonometry

89.12 Nasal function study  
**Rhinomanometry**

89.13 Neurologic examination

89.14 Electroencephalogram

*Excludes: that with polysomnogram (89.17)*

89.15 Other nonoperative neurologic function tests

89.16 Transillumination of newborn skull

89.17 Polysomnogram  
**Sleep recording**

89.18 Other sleep disorder function tests  
**Multiple sleep latency test [MSLT]**

89.19 Video and radio-telemetered electroencephalographic monitoring  
**Radiographic EEG monitoring**  
**Video EEG monitoring**

89.2 Anatomic and physiologic measurements and manual examinations -- genitourinary system

*Excludes: the listed procedures when done as part of a general physical examination (89.7)*

89.21 Urinary manometry  
**Manometry through:**  
indwelling ureteral catheter  
nephrostomy  
pyelostomy  
ureterostomy

89.22 Cystometrogram

89.23 Urethral sphincter electromyogram

89.24 Uroflowmetry [UFR]

89.25 Urethral pressure profile [UPP]

89.26 Gynecological examination  
**Pelvic examination**

89.29 Other nonoperative genitourinary system measurements  
**Bioassay of urine**  
**Renal clearance**  
**Urine chemistry**

89.3 Other anatomic and physiologic measurements and manual examinations

*Excludes: the listed procedures when done as part of a general physical examination (89.7)*

89.31 Dental examination  
**Oral mucosal survey**  
**Periodontal survey**

89.32 Esophageal manometry

89.33 Digital examination of enterostomy stoma  
**Digital examination of colostomy stoma**

89.34 Digital examination of rectum



New code



Revised code



4<sup>th</sup> digit required

- 89.35 Transillumination of nasal sinuses
- 89.36 Manual examination of breast
- 89.37 Vital capacity determination <sup>®</sup>  
*Excludes: endoscopic pulmonary airway flow measurement (33.72)*
- 89.38 Other nonoperative respiratory measurements <sup>®</sup>  
 Plethysmography for measurement of respiratory function  
 Thoracic impedance plethysmography  
*Excludes: endoscopic pulmonary airway flow measurement (33.72)*
- 89.39 Other nonoperative measurements and examinations  
 14 C- Urea breath test  
 Basal metabolic rate [BMR]  
 Gastric:  
     analysis  
     function NEC  
*Excludes: body measurement (93.07)*  
*cardiac tests (89.41-89.69)*  
*fundus photography (95.11)*  
*limb length measurement (93.06)*
- 89.4 Cardiac stress tests, pacemaker and defibrillator checks
- 89.41 Cardiovascular stress test using treadmill
- 89.42 Masters' two-step stress test
- 89.43 Cardiovascular stress test using bicycle ergometer
- 89.44 Other cardiovascular stress test  
 Thallium stress test with or without transesophageal pacing
- 89.45 Artificial pacemaker rate check  
 Artificial pacemaker function check NOS  
 Bedside device check of pacemaker or cardiac resynchronization  
 pacemaker [CRT- P]  
 Interrogation only without arrhythmia induction  
*Excludes: catheter based invasive electrophysiologic testing (37.26)*  
*non-invasive programmed electrical stimulation [NIPS]*  
*(arrhythmia induction) (37.20)*
- 89.46 Artificial pacemaker artifact wave form check
- 89.47 Artificial pacemaker electrode impedance check
- 89.48 Artificial pacemaker voltage or amperage threshold check
- 89.49 Automatic implantable cardioverter/defibrillator (AICD) check  
 Bedside check of an AICD or cardiac resynchronization defibrillator  
 [CRT- D]  
 Checking pacing thresholds of device  
 Interrogation only without arrhythmia induction  
*Excludes: catheter based invasive electrophysiologic testing (37.26)*  
*non-invasive programmed electrical stimulation [NIPS]*  
*(arrhythmia induction) (37.20)*

89.5 Other nonoperative cardiac and vascular diagnostic procedures

**Excludes:** fetal EKG (75.32)

89.50 Ambulatory cardiac monitoring  
Analog devices [Holter- type]

89.51 Rhythm electrocardiogram  
Rhythm EKG (with one to three leads)

89.52 Electrocardiogram  
ECG NOS  
EKG (with 12 or more leads)

89.53 Vectorcardiogram (with ECG)

89.54 Electrographic monitoring  
Telemetry

**Excludes:** ambulatory cardiac monitoring (89.50)  
electrographic monitoring during surgery --omit code

89.55 Phonocardiogram with ECG lead

89.56 Carotid pulse tracing with ECG lead

**Excludes:** oculoplethysmography (89.58)

89.57 Apexcardiogram (with ECG lead)

89.58 Plethysmogram  
Penile plethysmogram with nerve stimulation

**Excludes:** plethysmography (for):  
measurement of respiratory function (89.38)  
thoracic impedance (89.38)

89.59 Other nonoperative cardiac and vascular measurements

89.6 Circulatory monitoring

**Excludes:** electrocardiographic monitoring during surgery --omit code  
implantation or replacement of subcutaneous device for  
intracardiac hemodynamic monitoring (00.57)  
insertion or replacement of implantable pressure sensor (lead) for  
intracardiac hemodynamic monitoring (00.56)

89.60 Continuous intra-arterial blood gas monitoring  
Insertion of blood gas monitoring system and continuous monitoring  
of blood gases through an intra-arterial sensor

89.61 Systemic arterial pressure monitoring <sup>®</sup>

**Excludes:** intra-aneurysm sac pressure monitoring (intraoperative)  
(00.58)  
intravascular pressure measurement of intrathoracic arteries  
(00.67)  
intravascular pressure measurement of peripheral arteries  
(00.68)

89.62 Central venous pressure monitoring <sup>®</sup>

**Excludes:** intravascular pressure measurement, other specified and  
unspecified vessels (00.69)



- 89.63 Pulmonary artery pressure monitoring  
*Excludes: pulmonary artery wedge monitoring (89.64)*
- 89.64 Pulmonary artery wedge monitoring  
 Pulmonary capillary wedge [PCW] monitoring  
 Swan- Ganz catheterization
- 89.65 Measurement of systemic arterial blood gases  
*Excludes: continuous intra-arterial blood gas monitoring (89.60)*
- 89.66 Measurement of mixed venous blood gases
- 89.67 Monitoring of cardiac output by oxygen consumption technique  
**Fick method**
- 89.68 Monitoring of cardiac output by other technique  
**Cardiac output monitor by thermodilution indicator**
- 89.69 Monitoring of coronary blood flow <sup>®</sup>  
**Coronary blood flow monitoring by coincidence counting technique**  
*Excludes: intravascular pressure measurement of coronary arteries (00.59)*
- 89.7 General physical examination
- 89.8 Autopsy

90 Microscopic examination - I

The following fourth- digit subclassification is for use with categories in section 90 to identify type of examination:

1	bacterial smear
2	culture
3	culture and sensitivity
4	parasitology
5	toxicology
6	cell block and Papanicolaou smear
9	other microscopic examination

- 90.0 Microscopic examination of specimen from nervous system and of spinal fluid <sup>4</sup>
- 90.1 Microscopic examination of specimen from endocrine gland, not elsewhere classified <sup>4</sup>
- 90.2 Microscopic examination of specimen from eye <sup>4</sup>
- 90.3 Microscopic examination of specimen from ear, nose, throat, and larynx <sup>4</sup>
- 90.4 Microscopic examination of specimen from trachea, bronchus, pleura, lung, and other thoracic specimen, and of sputum <sup>4</sup>
- 90.5 Microscopic examination of blood <sup>4</sup>
- 90.6 Microscopic examination of specimen from spleen and of bone marrow <sup>4</sup>

- 90.7 Microscopic examination of specimen from lymph node and of lymph 4
- 90.8 Microscopic examination of specimen from upper gastrointestinal tract and of vomitus 4
- 90.9 Microscopic examination of specimen from lower gastrointestinal tract and of stool 4

91 Microscopic examination- II  
The following fourth- digit subclassification is for use with categories in section 91 to identify type of examination

- |   |                                   |
|---|-----------------------------------|
| 1 | bacterial smear                   |
| 2 | culture                           |
| 3 | culture and sensitivity           |
| 4 | parasitology                      |
| 5 | toxicology                        |
| 6 | cell block and Papanicolaou smear |
| 9 | other microscopic examination     |

- 91.0 Microscopic examination of specimen from liver, biliary tract, and pancreas 4
- 91.1 Microscopic examination of peritoneal and retroperitoneal specimen 4
- 91.2 Microscopic examination of specimen from kidney, ureter, perirenal and periureteral tissue 4
- 91.3 Microscopic examination of specimen from bladder, urethra, prostate, seminal vesicle, perivesical tissue, and of urine and semen 4
- 91.4 Microscopic examination of specimen from female genital tract 4
  - Amnionic sac**
  - Fetus**
- 91.5 Microscopic examination of specimen from musculoskeletal system and of joint fluid 4
  - Microscopic examination of:**
    - bone
    - bursa
    - cartilage
    - fascia
    - ligament
    - muscle
    - synovial membrane
    - tendon

91.6 Microscopic examination of specimen from skin and other integument 4 ®

Microscopic examination of:

hair  
nails  
skin

*Excludes:* mucous membrane -- code to organ site that of operative wound [\(91.71-91.79\)](#)

91.7 Microscopic examination of specimen from operative wound 4

91.8 Microscopic examination of specimen from other site 4

91.9 Microscopic examination of specimen from unspecified site 4

## 92 Nuclear medicine

92.0 Radioisotope scan and function study

92.01 Thyroid scan and radioisotope function studies

Iodine- 131 uptake  
Protein- bound iodine  
Radio- iodine uptake

92.02 Liver scan and radioisotope function study

92.03 Renal scan and radioisotope function study  
Renal clearance study

92.04 Gastrointestinal scan and radioisotope function study  
Radio- cobalt B12 Schilling test  
Radio- iodinated triolein study

92.05 Cardiovascular and hematopoietic scan and radioisotope function study

Bone marrow scan or function study  
Cardiac output scan or function study  
Circulation time scan or function study  
Radionuclide cardiac ventriculogram scan or function study  
Spleen scan or function study

92.09 Other radioisotope function studies

92.1 Other radioisotope scan

92.11 Cerebral scan  
Pituitary

92.12 Scan of other sites of head  
*Excludes:* eye [\(95.16\)](#)

92.13 Parathyroid scan

92.14 Bone scan

92.15 Pulmonary scan

92.16 Scan of lymphatic system

92.17 Placental scan

92.18 Total body scan

92.19 Scan of other sites





92.2 Therapeutic radiology and nuclear medicine

**Excludes:** *that for:*

*ablation of pituitary gland (07.64-07.69)*

*destruction of chorioretinal lesion (14.26-14.27)*

92.20 Infusion of liquid brachytherapy radioisotope

I- 125 radioisotope

Intracavitary brachytherapy

Includes: removal of radioisotope

92.21 Superficial radiation

Contact radiation [up to 150 KVP]

92.22 Orthovoltage radiation

Deep radiation [200- 300 KVP]

92.23 Radioisotopic teleradiotherapy

Teleradiotherapy using:

cobalt- 60

iodine- 125

radioactive cesium

92.24 Teleradiotherapy using photons

Megavoltage NOS

Supervoltage NOS

Use of:

Betatron

linear accelerator

92.25 Teleradiotherapy using electrons <sup>®</sup>

Beta particles

**Excludes:** *intra-operative electron radiation therapy (92.41)*

92.26 Teleradiotherapy of other particulate radiation

Neutrons

Protons NOS

92.27 Implantation or insertion of radioactive elements

Intravascular brachytherapy

Code also incision of site

**Excludes:** *infusion of liquid brachytherapy radioisotope (92.20)*

92.28 Injection or instillation of radioisotopes

Injection or infusion of radioimmunoconjugate

Intracavitary injection or instillation

Intravenous injection or instillation

Iodine- 131 [I- 131] tositumomab

Radioimmunotherapy

Yttrium- 90 [Y- 90] ibritumomab tiuxetan

**Excludes:** *infusion of liquid brachytherapy radioisotope (92.20)*

92.29 Other radiotherapeutic procedure

92.3 Stereotactic radiosurgery

Code also stereotactic head frame application (93.59)


**Excludes:** *stereotactic biopsy*

92.30 Stereotactic radiosurgery, not otherwise specified



- 92.31 Single source photon radiosurgery  
High energy x- rays  
Linear accelerator (LINAC)
- 92.32 Multi-source photon radiosurgery  
Cobalt 60 radiation  
Gamma irradiation
- 92.33 Particulate radiosurgery  
Particle beam radiation (cyclotron)  
Proton accerlerator
- 92.39 Stereotactic radiosurgery, not elsewhere classified

92.4 Intra-operative radiation procedures

- 92.41 Intra-operative electron radiation therapy   
IOERT  
That using a mobile linear accelerator

93 Physical therapy, respiratory therapy, rehabilitation, and related procedures

93.0 Diagnostic physical therapy

- 93.01 Functional evaluation
- 93.02 Orthotic evaluation
- 93.03 Prosthetic evaluation
- 93.04 Manual testing of muscle function
- 93.05 Range of motion testing
- 93.06 Measurement of limb length
- 93.07 Body measurement  
Girth measurement  
Measurement of skull circumference
- 93.08 Electromyography  
*Excludes: eye EMG (95.25)  
that with polysomnogram (89.17)  
urethral sphincter EMG (89.23)*
- 93.09 Other diagnostic physical therapy procedure

93.1 Physical therapy exercises

- 93.11 Assisting exercise  
*Excludes: assisted exercise in pool (93.31)*
- 93.12 Other active musculoskeletal exercise
- 93.13 Resistive exercise
- 93.14 Training in joint movements
- 93.15 Mobilization of spine
- 93.16 Mobilization of other joints  
*Excludes: manipulation o temporomandibular joint (76.95)*

MISCELLANEOUS DIAGNOSTIC AND THERAPEUTIC PROCEDURES (87-99)

- 93.17 Other passive musculoskeletal exercise
- 93.18 Breathing exercise
- 93.19 Exercise, not elsewhere classified
- 93.2 Other physical therapy musculoskeletal manipulation
  - 93.21 Manual and mechanical traction
    - Excludes: skeletal traction (93.43-93.44)*
    - skin traction (93.45-93.46)*
    - spinal traction (93.41-93.42)*
  - 93.22 Ambulation and gait training
  - 93.23 Fitting of orthotic device
  - 93.24 Training in use of prosthetic or orthotic device
    - Training in crutch walking**
  - 93.25 Forced extension of limb
  - 93.26 Manual rupture of joint adhesions
  - 93.27 Stretching of muscle or tendon
  - 93.28 Stretching of fascia
  - 93.29 Other forcible correction of deformity
- 93.3 Other physical therapy therapeutic procedures
  - 93.31 Assisted exercise in pool
  - 93.32 Whirlpool treatment
  - 93.33 Other hydrotherapy
  - 93.34 Diathermy
  - 93.35 Other heat therapy
    - Acupuncture with smouldering moxa**
    - Hot packs**
    - Hyperthermia NEC**
    - Infrared irradiation**
    - Moxibustion**
    - Paraffin bath**
    - Excludes: hyperthermia for treatment of cancer (99.85)*
  - 93.36 Cardiac retraining
  - 93.37 Prenatal training
    - Training for natural childbirth**
  - 93.38 Combined physical therapy without mention of the components
  - 93.39 Other physical therapy
- 93.4 Skeletal traction and other traction
  - 93.41 Spinal traction using skull device
    - Traction using:**
    - caliper tongs**
    - Crutchfield tongs**
    - halo device**
    - Vinke tongs**
    - Excludes: insertion of tongs or halo traction device (02.94)*

- 93.42 Other spinal traction  
**Cotrel's traction**  
*Excludes: cervical collar (93.52)*
- 93.43 Intermittent skeletal traction
- 93.44 Other skeletal traction  
**Bryant's traction**  
**Dunlop's traction**  
**Lyman Smith traction**  
**Russell's traction**
- 93.45 Thomas' splint traction
- 93.46 Other skin traction of limbs  
**Adhesive tape traction**  
**Boot traction**  
**Buck's traction**  
**Gallows traction**
- 93.5 Other immobilization, pressure, and attention to wound  
*Excludes: external fixator device (84.71-84.73)*  
*wound cleansing (96.58-96.59)*
- 93.51 Application of plaster jacket  
*Excludes: Minerva jacket (93.52)*
- 93.52 Application of neck support  
**Application of:**  
**cervical collar**  
**Minerva jacket**  
**molded neck support**
- 93.53 Application of other cast
- 93.54 Application of splint  
**Plaster splint**  
**Tray splint**  
*Excludes: periodontal splint (24.7)*
- 93.55 Dental wiring  
*Excludes: that for orthodontia (24.7)*
- 93.56 Application of pressure dressing  
**Application of:**  
**Gibney bandage**  
**Robert Jones' bandage**  
**Shanz dressing**
- 93.57 Application of other wound dressing  
**Porcine wound dressing**
- 93.58 Application of pressure trousers  
**Application of:**  
**anti- shock trousers**  
**MAST trousers**  
**vasopneumatic device**

MISCELLANEOUS DIAGNOSTIC AND THERAPEUTIC PROCEDURES (87-99)

- 93.59 Other immobilization, pressure, and attention to wound
  - Elastic stockings
  - Electronic gaiter
  - Intermittent pressure device
  - Oxygenation of wound (hyperbaric)
  - Stereotactic head frame application
  - Velpeau dressing
- 93.6 Osteopathic manipulative treatment
  - 93.61 Osteopathic manipulative treatment for general mobilization
    - General articularatory treatment
  - 93.62 Osteopathic manipulative treatment using high- velocity, low- amplitude forces
    - Thrusting forces
  - 93.63 Osteopathic manipulative treatment using low- velocity, high- amplitude forces
    - Springing forces
  - 93.64 Osteopathic manipulative treatment using isotonic, isometric forces
  - 93.65 Osteopathic manipulative treatment using indirect forces
  - 93.66 Osteopathic manipulative treatment to move tissue fluids
    - Lymphatic pump
  - 93.67 Other specified osteopathic manipulative treatment
- 93.7 Speech and reading rehabilitation and rehabilitation of the blind
  - 93.71 Dyslexia training
  - 93.72 Dysphasia training
  - 93.73 Esophageal speech training
  - 93.74 Speech defect training
  - 93.75 Other speech training and therapy
  - 93.76 Training in use of lead dog for the blind
  - 93.77 Training in braille or Moon
  - 93.78 Other rehabilitation for the blind
- 93.8 Other rehabilitation therapy
  - 93.81 Recreation therapy
    - Diversional therapy
    - Play therapy
    - Excludes: play psychotherapy (94.36)*
  - 93.82 Educational therapy
    - Education of bed- bound children
    - Special schooling for the handicapped
  - 93.83 Occupational therapy
    - Daily living activities therapy
    - Excludes: training in activities of daily living for the blind (93.78)*
  - 93.84 Music therapy

- 93.85 Vocational rehabilitation
  - Sheltered employment
  - Vocational:
    - assessment
    - retraining
    - training
- 93.89 Rehabilitation, not elsewhere classified
- 93.9 Respiratory therapy ®
  - Excludes: insertion of airway (96.01-96.05)*
  - other continuous invasive (through endotracheal tube or tracheostomy) mechanical ventilation (96.70-96.72)*
- 93.90 Non-invasive mechanical ventilation ®
  - Bi-level airway pressure
  - BiPAP without (delivery through) endotracheal tube or tracheostomy
  - CPAP without (delivery through) endotracheal tube or tracheostomy
  - Mechanical ventilation NOS
  - Non-invasive PPV
  - Non-invasive positive pressure (NIPPV)
  - NPPV
  - That delivered by non-invasive interface:
    - face mask
    - nasal mask
    - nasal pillow
    - oral mouthpiece
    - oronasal mask
  - Excludes: invasive (through endotracheal tube or tracheostomy) continuous mechanical ventilation (96.70-96.72)*
  - Note: Patients admitted on non-invasive mechanical ventilation that subsequently require invasive mechanical ventilation; code both types of mechanical ventilation.
- 93.91 Intermittent positive pressure breathing [IPPB]
- 93.93 Nonmechanical methods of resuscitation
  - Artificial respiration
  - Manual resuscitation
  - Mouth-to-mouth resuscitation
- 93.94 Respiratory medication administered by nebulizer
  - Mist therapy
- 93.95 Hyperbaric oxygenation
  - Excludes: oxygenation of wound (93.59)*
- 93.96 Other oxygen enrichment ®
  - Catalytic oxygen therapy
  - Cytoreductive effect
  - Oxygenators
  - Oxygen therapy
  - Excludes: oxygenation of wound (93.59)*
  - SuperSaturated oxygen therapy (00.49)*
- 93.97 Decompression chamber

MISCELLANEOUS DIAGNOSTIC AND THERAPEUTIC PROCEDURES (87-99)

- 93.98 Other control of atmospheric pressure and composition  
Antigen- free air conditioning  
Helium therapy

*Excludes: inhaled nitric oxide therapy (INO) (00.12)*

- 93.99 Other respiratory procedures  
Continuous negative pressure ventilation [CNP]  
Postural drainage

94 Procedures related to the psyche

94.0 Psychologic evaluation and testing

- 94.01 Administration of intelligence test  
Administration of:  
Stanford- Binet  
Wechsler Adult Intelligence Scale  
Wechsler Intelligence Scale for Children

- 94.02 Administration of psychologic test  
Administration of:  
Bender Visual- Motor Gestalt Test  
Benton Visual Retention Test  
Minnesota Multiphasic Personality Inventory  
Wechsler Memory Scale

- 94.03 Character analysis

- 94.08 Other psychologic evaluation and testing

- 94.09 Psychologic mental status determination, not otherwise specified

94.1 Psychiatric interviews, consultations, and evaluations

- 94.11 Psychiatric mental status determination  
Clinical psychiatric mental status determination  
Evaluation for criminal responsibility  
Evaluation for testamentary capacity  
Medicolegal mental status determination  
Mental status determination NOS

- 94.12 Routine psychiatric visit, not otherwise specified

- 94.13 Psychiatric commitment evaluation  
Pre- commitment interview

- 94.19 Other psychiatric interview and evaluation  
Follow- up psychiatric interview NOS

94.2 Psychiatric somatotherapy

- 94.21 Narcoanalysis  
Narcosynthesis

- 94.22 Lithium therapy

- 94.23 Neuroleptic therapy

- 94.24 Chemical shock therapy

- 94.25 Other psychiatric drug therapy

- 94.26 Subconvulsive electroshock therapy

- 94.27 Other electroshock therapy  
**Electroconvulsive therapy (ECT)**  
**EST**
- 94.29 Other psychiatric somatotherapy
- 94.3 Individual psychotherapy
  - 94.31 Psychoanalysis
  - 94.32 Hypnotherapy  
**Hypnodrome**  
**Hypnosis**
  - 94.33 Behavior therapy  
**Aversion therapy**  
**Behavior modification**  
**Desensitization therapy**  
**Extinction therapy**  
**Relaxation training**  
**Token economy**
  - 94.34 Individual therapy for psychosexual dysfunction  
*Excludes: that performed in group setting (94.41)*
  - 94.35 Crisis intervention
  - 94.36 Play psychotherapy
  - 94.37 Exploratory verbal psychotherapy
  - 94.38 Supportive verbal psychotherapy
  - 94.39 Other individual psychotherapy  
**Biofeedback**
- 94.4 Other psychotherapy and counselling
  - 94.41 Group therapy for psychosexual dysfunction
  - 94.42 Family therapy
  - 94.43 Psychodrama
  - 94.44 Other group therapy
  - 94.45 Drug addiction counselling
  - 94.46 Alcoholism counselling
  - 94.49 Other counselling
- 94.5 Referral for psychologic rehabilitation
  - 94.51 Referral for psychotherapy
  - 94.52 Referral for psychiatric aftercare:  
**That in:**  
**halfway house**  
**outpatient (clinic) facility**
  - 94.53 Referral for alcoholism rehabilitation
  - 94.54 Referral for drug addiction rehabilitation
  - 94.55 Referral for vocational rehabilitation
  - 94.59 Referral for other psychologic rehabilitation



- 94.6 Alcohol and drug rehabilitation and detoxification
  - 94.61 Alcohol rehabilitation
  - 94.62 Alcohol detoxification
  - 94.63 Alcohol rehabilitation and detoxification
  - 94.64 Drug rehabilitation
  - 94.65 Drug detoxification
  - 94.66 Drug rehabilitation and detoxification
  - 94.67 Combined alcohol and drug rehabilitation
  - 94.68 Combined alcohol and drug detoxification
  - 94.69 Combined alcohol and drug rehabilitation and detoxification
  
- 95 Ophthalmologic and otologic diagnosis and treatment
  - 95.0 General and subjective eye examination
    - 95.01 Limited eye examination
      - Eye examination with prescription of spectacles**
    - 95.02 Comprehensive eye examination
      - Eye examination covering all aspects of the visual system**
    - 95.03 Extended ophthalmologic work-up
      - Examination (for):**
        - glaucoma**
        - neuro- ophthalmology**
        - retinal disease**
    - 95.04 Eye examination under anesthesia
      - Code also type of examination**
    - 95.05 Visual field study
    - 95.06 Color vision study
    - 95.07 Dark adaptation study
    - 95.09 Eye examination, not otherwise specified
      - Vision check NOS**
  - 95.1 Examinations of form and structure of eye
    - 95.11 Fundus photography
    - 95.12 Fluorescein angiography or angioscopy of eye
    - 95.13 Ultrasound study of eye
    - 95.14 X-ray study of eye
    - 95.15 Ocular motility study
    - 95.16 P<sup>32</sup> and other tracer studies of eye
  - 95.2 Objective functional tests of eye
    - Excludes: that with polysomnogram (89.17)**
    - 95.21 Electroretinogram [ERG]
    - 95.22 Electro-oculogram [EOG]
    - 95.23 Visual evoked potential [VEP]



- 95.24 Electronystagmogram [ENG]
- 95.25 Electromyogram of eye [EMG]
- 95.26 Tonography, provocative tests, and other glaucoma testing
- 95.3 Special vision services
  - 95.31 Fitting and dispensing of spectacles
  - 95.32 Prescription, fitting, and dispensing of contact lens
  - 95.33 Dispensing of other low vision aids
  - 95.34 Ocular prosthetics
  - 95.35 Orthoptic training
  - 95.36 Ophthalmologic counselling and instruction
    - Counselling in:**
      - adaptation to visual loss**
      - use of low vision aids**
- 95.4 Nonoperative procedures related to hearing
  - 95.41 Audiometry
    - Békésy 5- tone audiometry**
    - Impedance audiometry**
    - Stapedial reflex response**
    - Subjective audiometry**
    - Tympanogram**
  - 95.42 Clinical test of hearing
    - Tuning fork test**
    - Whispered speech test**
  - 95.43 Audiological evaluation
    - Audiological evaluation by:**
      - Bárány noise machine**
      - blindfold test**
      - delayed feedback**
      - masking**
      - Weber lateralization**
  - 95.44 Clinical vestibular function tests
    - Thermal test of vestibular function**
  - 95.45 Rotation tests
    - Bárány chair**
  - 95.46 Other auditory and vestibular function tests
  - 95.47 Hearing examination, not otherwise specified
  - 95.48 Fitting of hearing aid
    - Excludes: implantation of electromagnetic hearing device (20.95)*
  - 95.49 Other nonoperative procedures related to hearing
    - Adjustment (external components) of cochlear prosthetic device**



96 Nonoperative intubation and irrigation

96.0 Nonoperative intubation of gastrointestinal and respiratory tracts

- 96.01 Insertion of nasopharyngeal airway
- 96.02 Insertion of oropharyngeal airway
- 96.03 Insertion of esophageal obturator airway
- 96.04 Insertion of endotracheal tube
- 96.05 Other intubation of respiratory tract

*Excludes: endoscopic insertion or replacement of bronchial device or substance (33.71, 33.79)*

- 96.06 Insertion of Sengstaken tube  
**Esophageal tamponade**
- 96.07 Insertion of other (nas-)gastric tube  
**Intubation for decompression**

*Excludes: that for enteral infusion of nutritional substance (96.6)*

- 96.08 Insertion of (nas-)intestinal tube  
**Miller-Abbott tube (for decompression)**
- 96.09 Insertion of rectal tube  
**Replacement of rectal tube**

96.1 Other nonoperative insertion

*Excludes: nasolacrimal intubation (09.44)*

- 96.11 Packing of external auditory canal
- 96.14 Vaginal packing
- 96.15 Insertion of vaginal mold
- 96.16 Other vaginal dilation
- 96.17 Insertion of vaginal diaphragm
- 96.18 Insertion of other vaginal pessary
- 96.19 Rectal packing

96.2 Nonoperative dilation and manipulation

- 96.21 Dilation of frontonasal duct
- 96.22 Dilation of rectum
- 96.23 Dilation of anal sphincter
- 96.24 Dilation and manipulation of enterostomy stoma
- 96.25 Therapeutic distention of bladder  
**Intermittent distention of bladder**
- 96.26 Manual reduction of rectal prolapse
- 96.27 Manual reduction of hernia
- 96.28 Manual reduction of enterostomy prolapse



ICD-9-CM TABULAR LIST OF PROCEDURES (FY10)

- 96.29 Reduction of intussusception of alimentary tract  
With:  
    fluoroscopy  
    ionizing radiation enema  
    ultrasonography guidance  
Hydrostatic reduction  
Pneumatic reduction  
*Excludes: intra-abdominal manipulation of intestine, not otherwise specified (46.80)*
- 96.3 Nonoperative alimentary tract irrigation, cleaning, and local instillation
- 96.31 Gastric cooling  
    Gastric hypothermia
- 96.32 Gastric freezing
- 96.33 Gastric lavage
- 96.34 Other irrigation of (naso-)gastric tube
- 96.35 Gastric gavage
- 96.36 Irrigation of gastrostomy or enterostomy
- 96.37 Proctoclysis
- 96.38 Removal of impacted feces  
    Removal of impaction:  
        by flushing manually
- 96.39 Other transanal enema  
    Rectal irrigation  
*Excludes: reduction of intussusception of alimentary tract by ionizing radiation enema (96.29)*
- 96.4 Nonoperative irrigation, cleaning, and local instillation of other digestive and genitourinary organs
- 96.41 Irrigation of cholecystostomy and other biliary tube
- 96.42 Irrigation of pancreatic tube
- 96.43 Digestive tract instillation, except gastric gavage
- 96.44 Vaginal douche
- 96.45 Irrigation of nephrostomy and pyelostomy
- 96.46 Irrigation of ureterostomy and ureteral catheter
- 96.47 Irrigation of cystostomy
- 96.48 Irrigation of other indwelling urinary catheter
- 96.49 Other genitourinary instillation  
    Insertion of prostaglandin suppository
- 96.5 Other nonoperative irrigation and cleaning
- 96.51 Irrigation of eye  
    Irrigation of cornea  
*Excludes: irrigation with removal of foreign body (98.21)*

- 96.52 Irrigation of ear  
Irrigation with removal of cerumen
- 96.53 Irrigation of nasal passages
- 96.54 Dental scaling, polishing, and debridement  
Dental prophylaxis  
Plaque removal
- 96.55 Tracheostomy toilette
- 96.56 Other lavage of bronchus and trachea  
*Excludes: diagnostic bronchoalveolar lavage (BAL) (33.24)*  
*whole lung lavage (33.99)*
- 96.57 Irrigation of vascular catheter
- 96.58 Irrigation of wound catheter
- 96.59 Other irrigation of wound  
Wound cleaning NOS

*Excludes: debridement (86.22, 86.27-86.28)*

- 96.6 Enteral infusion of concentrated nutritional substances
- 96.7 Other continuous invasive mechanical ventilation ®

**Includes:** Endotracheal respiratory assistance  
BiPAP delivered through endotracheal tube or tracheostomy (invasive interface)  
CPAP delivered through endotracheal tube or tracheostomy (invasive interface)  
Invasive positive pressure ventilation [IPPV]  
Mechanical ventilation through invasive interface That by tracheostomy  
Weaning of an intubated (endotracheal tube) patient

**Excludes:** *non-invasive bi-level positive airway pressure [BiPAP] (93.90)*  
*continuous negative pressure ventilation [CNP] (iron lung) (cuirass) (93.99)*  
*non-invasive continuous positive airway pressure [CPAP] (93.90)*  
*intermittent positive pressure breathing [IPPB] (93.91)*  
*non-invasive positive pressure (NIPPV) (93.90)*  
*that by face mask (93.90-93.99)*  
*that by nasal cannula (93.90-93.99)*  
*that by nasal catheter (93.90-93.99)*

Code also any associated:  
endotracheal tube insertion (96.04)  
tracheostomy (31.1-31.29)

Note: Endotracheal Intubation

To calculate the number of hours (duration) of continuous mechanical ventilation during a hospitalization, begin the count from the start of the (endotracheal) intubation. The duration ends with (endotracheal) extubation.

If a patient is intubated prior to admission, begin counting the duration from the time of the admission. If a patient is transferred (discharged) while intubated, the duration would end at the time of transfer (discharge).

For patients who begin on (endotracheal) intubation and subsequently have a tracheostomy performed for mechanical ventilation, the duration begins with the (endotracheal) intubation and ends when the mechanical ventilation is turned off (after the weaning period).

Tracheostomy

To calculate the number of hours of continuous mechanical ventilation during a hospitalization, begin counting the duration when mechanical ventilation is started. The duration ends when the mechanical ventilator is turned off (after the weaning period).

If a patient has received a tracheostomy prior to admission and is on mechanical ventilation at the time of admission, begin counting the duration from the time of admission. If a patient is transferred (discharged) while still on mechanical ventilation via tracheostomy, the duration would end at the time of the transfer (discharge).

- 96.70 Continuous invasive mechanical ventilation of unspecified duration **Invasive mechanical ventilation NOS** ®
- 96.71 Continuous invasive mechanical ventilation for less than 96 consecutive hours ®
- 96.72 Continuous invasive mechanical ventilation for 96 consecutive hours or more ®

## 97 Replacement and removal of therapeutic appliances

### 97.0 Nonoperative replacement of gastrointestinal appliance

- 97.01 Replacement of (nasal-)gastric or esophagostomy tube
- 97.02 Replacement of gastrostomy tube
- 97.03 Replacement of tube or enterostomy device of small intestine
- 97.04 Replacement of tube or enterostomy device of large intestine
- 97.05 Replacement of stent (tube) in biliary or pancreatic duct

### 97.1 Nonoperative replacement of musculoskeletal and integumentary system appliance

- 97.11 Replacement of cast on upper limb
- 97.12 Replacement of cast on lower limb
- 97.13 Replacement of other cast
- 97.14 Replacement of other device for musculoskeletal immobilization
  - Splinting**
  - Strapping**
- 97.15 Replacement of wound catheter
- 97.16 Replacement of wound packing or drain

**Excludes:** *repacking of:*  
*dental wound* (97.22)  
*vulvar wound* (97.26)

97.2 Other nonoperative replacement

- 97.21 Replacement of nasal packing
- 97.22 Replacement of dental packing
- 97.23 Replacement of tracheostomy tube
- 97.24 Replacement and refitting of vaginal diaphragm
- 97.25 Replacement of other vaginal pessary
- 97.26 Replacement of vaginal or vulvar packing or drain
- 97.29 Other nonoperative replacements

97.3 Nonoperative removal of therapeutic device from head and neck

- 97.31 Removal of eye prosthesis  
*Excludes: removal of ocular implant (16.71)  
removal of orbital implant (16.72)*
- 97.32 Removal of nasal packing
- 97.33 Removal of dental wiring
- 97.34 Removal of dental packing
- 97.35 Removal of dental prosthesis
- 97.36 Removal of other external mandibular fixation device
- 97.37 Removal of tracheostomy tube
- 97.38 Removal of sutures from head and neck
- 97.39 Removal of other therapeutic device from head and neck  
*Excludes: removal of skull tongs (02.94)*

97.4 Nonoperative removal of therapeutic device from thorax

- 97.41 Removal of thoracotomy tube or pleural cavity drain
- 97.42 Removal of mediastinal drain
- 97.43 Removal of sutures from thorax
- 97.44 Nonoperative removal of heart assist system  
Explantation [removal] of circulatory assist device  
Explantation [removal] of percutaneous external heart assist device  
Intra- aortic balloon pump [IABP]  
Removal of extrinsic heart assist device  
Removal of pVAD  
Removal of percutaneous heart assist device
- 97.49 Removal of other device from thorax ®  
*Excludes: Endoscopic removal of bronchial device(s) or substances (33.78)*

97.5 Nonoperative removal of therapeutic device from digestive system

- 97.51 Removal of gastrostomy tube
- 97.52 Removal of tube from small intestine
- 97.53 Removal of tube from large intestine or appendix
- 97.54 Removal of cholecystostomy tube

ICD-9-CM TABULAR LIST OF PROCEDURES (FY10)

- 97.55 Removal of T-tube, other bile duct tube, or liver tube  
**Removal of bile duct stent**
- 97.56 Removal of pancreatic tube or drain
- 97.59 Removal of other device from digestive system  
**Removal of rectal packing**
- 97.6 Nonoperative removal of therapeutic device from urinary system
  - 97.61 Removal of pyelostomy and nephrostomy tube
  - 97.62 Removal of ureterostomy tube and ureteral catheter
  - 97.63 Removal of cystostomy tube
  - 97.64 Removal of other urinary drainage device  
**Removal of indwelling urinary catheter**
  - 97.65 Removal of urethral stent
  - 97.69 Removal of other device from urinary system
- 97.7 Nonoperative removal of therapeutic device from genital system
  - 97.71 Removal of intrauterine contraceptive device
  - 97.72 Removal of intrauterine pack
  - 97.73 Removal of vaginal diaphragm
  - 97.74 Removal of other vaginal pessary
  - 97.75 Removal of vaginal or vulvar packing
  - 97.79 Removal of other device from genital tract  
**Removal of sutures**
- 97.8 Other nonoperative removal of therapeutic device
  - 97.81 Removal of retroperitoneal drainage device
  - 97.82 Removal of peritoneal drainage device
  - 97.83 Removal of abdominal wall sutures
  - 97.84 Removal of sutures from trunk, not elsewhere classified
  - 97.85 Removal of packing from trunk, not elsewhere classified
  - 97.86 Removal of other device from abdomen
  - 97.87 Removal of other device from trunk
  - 97.88 Removal of external immobilization device  
**Removal of:**
    - brace**
    - cast**
    - splint**
  - 97.89 Removal of other therapeutic device
- 98 Nonoperative removal of foreign body or calculus
- 98.0 Removal of intraluminal foreign body from digestive system without incision
  - Excludes: removal of therapeutic device (97.51-97.59)**
  - 98.01 Removal of intraluminal foreign body from mouth without incision



98.02 Removal of intraluminal foreign body from esophagus without incision

98.03 Removal of intraluminal foreign body from stomach and small intestine without incision

98.04 Removal of intraluminal foreign body from large intestine without incision

98.05 Removal of intraluminal foreign body from rectum and anus without incision

98.1 Removal of intraluminal foreign body from other sites without incision

**Excludes:** removal of therapeutic device (97.31-97.49, 97.61-97.89)

98.11 Removal of intraluminal foreign body from ear without incision

98.12 Removal of intraluminal foreign body from nose without incision

98.13 Removal of intraluminal foreign body from pharynx without incision

98.14 Removal of intraluminal foreign body from larynx without incision

98.15 Removal of intraluminal foreign body from trachea and bronchus without incision ®

**Excludes:** Endoscopic removal of bronchial device(s) or substances (33.78)

98.16 Removal of intraluminal foreign body from uterus without incision

**Excludes:** removal of intrauterine contraceptive device (97.71)

98.17 Removal of intraluminal foreign body from vagina without incision

98.18 Removal of intraluminal foreign body from artificial stoma without incision

98.19 Removal of intraluminal foreign body from urethra without incision

98.2 Removal of other foreign body without incision

**Excludes:** removal of intraluminal foreign body (98.01-98.19)

98.20 Removal of foreign body, not otherwise specified

98.21 Removal of superficial foreign body from eye without incision

98.22 Removal of other foreign body without incision from head and neck

**Removal of embedded foreign body from eyelid or conjunctiva without incision**

98.23 Removal of foreign body from vulva without incision

98.24 Removal of foreign body from scrotum or penis without incision

98.25 Removal of other foreign body without incision from trunk except scrotum, penis, or vulva

98.26 Removal of foreign body from hand without incision

98.27 Removal of foreign body without incision from upper limb, except hand

98.28 Removal of foreign body from foot without incision



ICD-9-CM TABULAR LIST OF PROCEDURES (FY10)

98.29 Removal of foreign body without incision from lower limb, except foot

98.5 Extracorporeal shockwave lithotripsy [ESWL]

**Lithotripter tank procedure**

**Disintegration of stones by extracorporeal induced shockwaves**

**That with insertion of stent**

98.51 Extracorporeal shockwave lithotripsy [ESWL] of the kidney, ureter and/or bladder

98.52 Extracorporeal shockwave lithotripsy [ESWL] of the gallbladder and/or bile duct

98.59 Extracorporeal shockwave lithotripsy of other sites

99 Other nonoperative procedures

99.0 Transfusion of blood and blood components

Use additional code for that done via catheter or cutdown ([38.92-38.94](#))

99.00 Perioperative autologous transfusion of whole blood or blood components

**Intraoperative blood collection**

**Postoperative blood collection**

**Salvage**

99.01 Exchange transfusion

**Transfusion:**

**exsanguination**

**replacement**

99.02 Transfusion of previously collected autologous blood

**Blood component**

99.03 Other transfusion of whole blood

**Transfusion:**

**blood NOS**

**hemodilution**

**NOS**

99.04 Transfusion of packed cells

99.05 Transfusion of platelets

**Transfusion of thrombocytes**

99.06 Transfusion of coagulation factors

**Transfusion of antihemophilic factor**

99.07 Transfusion of other serum

**Transfusion of plasma**

**Excludes:** injection [transfusion] of:

**antivenin** ([99.16](#))

**gamma globulin** ([99.14](#))

99.08 Transfusion of blood expander

**Transfusion of Dextran**



99.09 Transfusion of other substance

Transfusion of:  
blood surrogate  
granulocytes

*Excludes: transplantation [transfusion] of bone marrow (41.0)*

99.1 Injection or infusion of therapeutic or prophylactic substance

Includes: injection or infusion given:

hypodermically acting locally or systemically  
intramuscularly acting locally or systemically  
intravenously acting locally or systemically

99.10 Injection or infusion of thrombolytic agent <sup>®</sup>

Alteplase  
Anistreplase  
Retepase  
Streptokinase  
Tenecteplase  
Tissue plasminogen activator (TPA)  
Urokinase

*Excludes: aspirin --omit code  
GP IIB/IIIa platelet inhibitor (99.20)  
heparin (99.19)  
SuperSaturated oxygen therapy (00.49)  
warfarin --omit code*

99.11 Injection of Rh immune globulin

Injection of:  
Anti- D (Rhesus) globulin  
RhoGAM

99.12 Immunization for allergy

Desensitization

99.13 Immunization for autoimmune disease

99.14 Injection or infusion of gamma globulin <sup>®</sup>

Injection of immune sera

99.15 Parenteral infusion of concentrated nutritional substances

Hyperalimentation  
Total parenteral nutrition [TPN]  
Peripheral parenteral nutrition [PPN]

99.16 Injection of antidote

Injection of:  
antivenin  
heavy metal antagonist


99.17 Injection of insulin

99.18 Injection or infusion of electrolytes

99.19 Injection of anticoagulant

*Excludes: infusion of drotrecogin alfa (activated) (00.11)*



99.2 Injection or infusion of other therapeutic or prophylactic substance 

Includes: injection or infusion given:  
 hypodermically acting locally or systemically  
 intramuscularly acting locally or systemically  
 intravenously acting locally or systemically

Use additional code for:

injection (into):

- breast ([85.92](#))
- bursa ([82.94](#), [83.96](#))
- intraperitoneal (cavity) ([54.97](#))
- intrathecal ([03.92](#))
- joint ([76.96](#), [81.92](#))
- kidney ([55.96](#))
- liver ([50.94](#))
- orbit ([16.91](#))
- other sites --see Alphabetic Index

perfusion:

- NOS ([39.97](#))
- intestine ([46.95](#), [46.96](#))
- kidney ([55.95](#))
- liver ([50.93](#))
- total body ([39.96](#))

**Excludes:** SuperSaturated oxygen therapy ([00.49](#))

- 99.20 Injection or infusion of platelet inhibitor  
 Glycoprotein IIB/IIIa inhibitor  
 GP IIB/IIIa inhibitor  
 GP IIB- IIIa inhibitor

**Excludes:** infusion of heparin ([99.19](#))  
 injection or infusion of thrombolytic agent ([99.10](#))

99.21 Injection of antibiotic

**Excludes:** injection or infusion of oxazolidinone class of antibiotics ([00.14](#))

99.22 Injection of other anti-infective

**Excludes:** injection or infusion of oxazolidinone class of antibiotics ([00.14](#))

99.23 Injection of steroid

- Injection of cortisone
- Subdermal implantation of progesterone

99.24 Injection of other hormone



- 99.25 Injection or infusion of cancer chemotherapeutic substance <sup>®</sup>  
 Chemoembolization  
 Injection or infusion of antineoplastic agent  
 Use additional code for disruption of blood brain barrier, if performed [BBBD] ([00.19](#))  
*Excludes:* immunotherapy, antineoplastic ([00.15](#), [99.28](#))  
 implantation of chemotherapeutic agent ([00.10](#))  
 injection of radioisotope ([92.28](#))  
 injection or infusion of biological response modifier [BRM] as an antineoplastic agent ([99.28](#))  
 intravenous infusion of clofarabine ([17.70](#))
- 99.26 Injection of tranquilizer
- 99.27 Iontophoresis
- 99.28 Injection or infusion of biological response modifier [BRM] as an antineoplastic agent  
 Low-dose interleukin-2 (IL-2) therapy  
 Infusion of cintredekin besudotox  
 Immunotherapy, antineoplastic  
 Interleukin therapy  
 Tumor vaccine  
*Excludes:* high-dose infusion interleukin-2 [IL-2] ([00.15](#))
- 99.29 Injection or infusion of other therapeutic or prophylactic substance <sup>®</sup>  
*Excludes:* administration of neuroprotective agent ([99.75](#))  
 immunization ([99.31-99.59](#))  
 injection of sclerosing agent into:  
     esophageal varices ([42.33](#))  
     hemorrhoids ([49.42](#))  
     veins ([39.92](#))  
 injection or infusion of human B-type natriuretic peptide (hBNP)([00.13](#))  
 injection or infusion of nesiritide ([00.13](#))  
 injection or infusion of platelet inhibitor ([99.20](#))  
 injection or infusion of thrombolytic agent ([99.10](#))  
 infusion of blood brain barrier disruption substance ([00.19](#))
- 99.3 Prophylactic vaccination and inoculation against certain bacterial diseases
- 99.31 Vaccination against cholera
- 99.32 Vaccination against typhoid and paratyphoid fever  
 Administration of TAB vaccine
- 99.33 Vaccination against tuberculosis  
 Administration of BCG vaccine
- 99.34 Vaccination against plague
- 99.35 Vaccination against tularemia
- 99.36 Administration of diphtheria toxoid  
*Excludes:* administration of:  
     diphtheria antitoxin ([99.58](#))  
     diphtheria-tetanus-pertussis, combined ([99.39](#))

- 99.37 Vaccination against pertussis  
*Excludes: administration of diphtheria tetanus-pertussis, combined (99.39)*
- 99.38 Administration of tetanus toxoid  
*Excludes: administration of: diphtheria-tetanus-pertussis, combined (99.39) tetanus antitoxin (99.56)*
- 99.39 Administration of diphtheria- tetanus- pertussis, combined
- 99.4 Prophylactic vaccination and inoculation against certain viral diseases
  - 99.41 Administration of poliomyelitis vaccine
  - 99.42 Vaccination against smallpox
  - 99.43 Vaccination against yellow fever
  - 99.44 Vaccination against rabies
  - 99.45 Vaccination against measles  
*Excludes: administration of measles-mumps rubella vaccine (99.48)*
  - 99.46 Vaccination against mumps  
*Excludes: administration of measles-mumps rubella vaccine (99.48)*
  - 99.47 Vaccination against rubella  
*Excludes: administration of measles-mumps rubella vaccine (99.48)*
  - 99.48 Administration of measles-mumps-rubella vaccine
- 99.5 Other vaccination and inoculation
  - 99.51 Prophylactic vaccination against the common cold
  - 99.52 Prophylactic vaccination against influenza
  - 99.53 Prophylactic vaccination against arthropod- borne viral encephalitis
  - 99.54 Prophylactic vaccination against other arthropod-borne viral diseases
  - 99.55 Prophylactic administration of vaccine against other diseases  
**Vaccination against:**  
 anthrax  
 brucellosis  
 Rocky Mountain spotted fever  
 Staphylococcus  
 Streptococcus  
 typhus
  - 99.56 Administration of tetanus antitoxin
  - 99.57 Administration of botulism antitoxin
  - 99.58 Administration of other antitoxins  
**Administration of:**  
 diphtheria antitoxin  
 gas gangrene antitoxin  
 scarlet fever antitoxin

99.59 Other vaccination and inoculation  
**Vaccination NOS**

*Excludes: injection of:*  
*gamma globulin (99.14)*  
*Rh immune globulin (99.11)*  
*immunization for:*  
*allergy (99.12)*  
*autoimmune disease (99.13)*

99.6 Conversion of cardiac rhythm

*Excludes: open chest cardiac:*  
*electric stimulation (37.91)*  
*massage (37.91)*

99.60 Cardiopulmonary resuscitation, not otherwise specified

99.61 Atrial cardioversion

99.62 Other electric countershock of heart

**Cardioversion:**  
**NOS**  
**external**  
**Conversion to sinus rhythm**  
**Defibrillation**  
**External electrode stimulation**

99.63 Closed chest cardiac massage

**Cardiac massage NOS**  
**Manual external cardiac massage**

99.64 Carotid sinus stimulation

99.69 Other conversion of cardiac rhythm

99.7 Therapeutic apheresis or other injection, administration, or infusion of other therapeutic or prophylactic substance

99.71 Therapeutic plasmapheresis

*Excludes: extracorporeal immunoabsorption [ECI] (99.76)*

99.72 Therapeutic leukopheresis  
**Therapeutic leukocytapheresis**

99.73 Therapeutic erythrocytapheresis  
**Therapeutic erythropheresis**

99.74 Therapeutic plateletpheresis

99.75 Administration of neuroprotective agent

99.76 Extracorporeal immunoabsorption  
**Removal of antibodies from plasma with protein A columns**

99.77 Application or administration of adhesion barrier substance

99.78 Aquapheresis  
**Plasma water removal**  
**Ultrafiltration [for water removal]**

*Excludes: hemodiafiltration (39.95)*  
*hemodialysis (39.95)*  
*therapeutic plasmapheresis (99.71)*

- 99.79 Other
  - Apheresis (harvest) of stem cells
- 99.8 Miscellaneous physical procedures
  - 99.81 Hypothermia (central) (local)
    - Excludes: gastric cooling (96.31)*
    - gastric freezing (96.32)*
    - that incidental to open heart surgery (39.62)*
  - 99.82 Ultraviolet light therapy
    - Actinotherapy
  - 99.83 Other phototherapy
    - Phototherapy of the newborn
      - Excludes: extracorporeal photochemotherap (99.88)*
      - photocoagulation of retinal lesion (14.23-14.25,*
      - 14.33-14.35, 14.53-14.55)*
  - 99.84 Isolation
    - Isolation after contact with infectious disease
    - Protection of individual from his surroundings
    - Protection of surroundings from individual
  - 99.85 Hyperthermia for treatment of cancer
    - Hyperthermia (adjunct therapy) induced by microwave, ultrasound, low energy radio frequency, probes (interstitial), or other means in the treatment of cancer
      - Code also any concurrent chemotherapy or radiation therapy
  - 99.86 Non-invasive placement of bone growth stimulator
    - Transcutaneous (surface) placement of pads or patches for stimulation to aid bone healing
      - Excludes: insertion of invasive or semi invasive bone growth stimulators (device) (percutaneous electrodes) (78.90-78.99)*
  - 99.88 Therapeutic photopheresis
    - Extracorporeal photochemotherapy
    - Extracorporeal photopheresis
      - Excludes: other phototherapy (99.83)*
      - ultraviolet light therap (99.82)*
- 99.9 Other miscellaneous procedures
  - 99.91 Acupuncture for anesthesia
  - 99.92 Other acupuncture
    - Excludes: that with smouldering mox (93.35)*
  - 99.93 Rectal massage (for levator spasm)
  - 99.94 Prostatic massage
  - 99.95 Stretching of foreskin
  - 99.96 Collection of sperm for artificial insemination
  - 99.97 Fitting of denture
  - 99.98 Extraction of milk from lactating breast
  - 99.99 Other
    - Leech therapy



## Index to Procedures



## A

- Abbe operation  
 construction of vagina [70.61](#)  
 with graft or prosthesis [70.63](#)  
 intestinal anastomosis—see Anastomosis, intestine
- Abciximab, infusion [99.20](#)
- Abdominocentesis [54.91](#)
- Abdominohysterectomy [68.49](#)  
 laparoscopic [68.41](#)
- Abdominoplasty [86.83](#)
- Abdominoscopy [54.21](#)
- Abdominouterotomy [68.0](#)  
 obstetrical [74.99](#)
- Abduction, arytenoid [31.69](#)
- AbioCor® total replacement heart [37.52](#)
- Ablation  
 biliary tract (lesion) by ERCP [51.64](#)  
 endometrial (hysteroscopic) [68.23](#)  
 inner ear (cryosurgery) (ultrasound) [20.79](#)  
 by injection [20.72](#)  
 lesion  
 esophagus [42.39](#)  
 endoscopic [42.33](#)  
 heart  
 by peripherally inserted catheter [37.34](#)  
 endovascular approach [37.34](#)  
 maze procedure (Cox- maze)  
 endovascular approach [37.34](#)  
 open (trans- thoracic) approach [37.33](#)  
 trans- thoracic approach [37.33](#)  
 intestine  
 large [45.49](#)  
 endoscopic [45.43](#)  
 large intestine [45.49](#)  
 endoscopic [45.43](#)  
 liver [50.26](#)  
 laparoscopic [50.25](#)  
 open [50.23](#)  
 percutaneous [50.24](#)  
 lung [32.26](#)  
 open [32.23](#)  
 percutaneous [32.24](#)  
 thoracoscopic [32.25](#)  
 renal [55.35](#)  
 laparoscopic [55.34](#)  
 open [55.32](#)  
 percutaneous [55.33](#)  
 pituitary [07.69](#)  
 by  
 Cobalt- 60 [92.32](#)  
 implantation (strontium- yttrium) (Y)  
 NEC [07.68](#)  
 transfrontal approach [07.64](#)  
 transphenoidal approach [07.65](#)  
 proton beam (Bragg peak) [92.33](#)
- Ablation---*Cont.*  
 prostate  
 by  
 cryoablation [60.62](#)  
 laser, transurethral [60.21](#)  
 radical cryosurgical ablation (RCSA) [60.62](#)  
 radiofrequency thermotherapy [60.97](#)  
 transurethral needle ablation (TUNA) [60.97](#)  
 tissue  
 heart --see ablation, lesion, heart  
 liver --see Ablation, lesion, liver  
 lung --see Ablation, lesion, lung  
 renal --see Ablation, lesion, renal
- Abortion, therapeutic [69.51](#)  
 by  
 aspiration curettage [69.51](#)  
 dilation and curettage [69.01](#)  
 hysterectomy—see Hysterectomy  
 hysterotomy [74.91](#)  
 insertion  
 laminaria [69.93](#)  
 prostaglandin suppository [96.49](#)  
 intra- amniotic injection (saline) [75.0](#)
- Abrasion  
 corneal epithelium [11.41](#)  
 for smear or culture [11.21](#)  
 epicardial surface [36.39](#)  
 pleural [34.6](#)  
 skin [86.25](#)
- Abscission, cornea [11.49](#)
- Absorptiometry photon (dual) (single) [88.98](#)
- Aburel operation (intra- amniotic injection for abortion) [75.0](#)
- Accouchement forcé [73.99](#)
- Acetabulectomy [77.85](#)
- Acetabuloplasty NEC [81.40](#)  
 with prosthetic implant [81.52](#)
- Achillorrhaphy [83.64](#)  
 delayed [83.62](#)
- Achillotenotomy [83.11](#)  
 plastic [83.85](#)
- Achillotomy [83.11](#)  
 plastic [83.85](#)
- Acid peel, skin [86.24](#)
- Acromionectomy [77.81](#)
- Acromioplasty [81.83](#)  
 for recurrent dislocation of shoulder [81.82](#)  
 partial replacement [81.81](#)  
 total replacement [81.80](#)
- Actinotherapy [99.82](#)
- Activities of daily living (ADL) therapy [93.83](#)  
 training for the blind [93.78](#)

ICD-9-CM INDEX TO PROCEDURES (FY10)

- Acupuncture [99.92](#)  
with smouldering moxa [93.35](#)  
for anesthesia [99.91](#)
- Adams operation  
advancement of round ligament [69.22](#)  
crushing of nasal septum [21.88](#)  
excision of palmar fascia [82.35](#)
- Adenectomy -- see also Excision, by site  
prostate NEC [60.69](#)  
retropubic [60.4](#)
- Adenoidectomy (without tonsillectomy) [28.6](#)  
with tonsillectomy [28.3](#)
- Adhesiolysis -- see also Lysis, adhesions  
for collapse of lung [33.39](#)  
middle ear [20.23](#)
- Adipectomy [86.83](#)
- Adjustment  
cardiac pacemaker program  
(reprogramming) --omit code  
cochlear prosthetic device (external  
components) [95.49](#)  
dental [99.97](#)  
gastric restrictive device (laparoscopic)  
[44.98](#)  
occlusal [24.8](#)  
orthopedic device (noninvasive)  
external fixator --omit code  
spectacles [95.31](#)
- Administration (of) --see also Injection  
Activase® [99.10](#)  
adhesion barrier substance [99.77](#)  
Alteplase (tPA, generic) [99.10](#)  
Anistreplase (tPA, generic) [99.10](#)  
antitoxins NEC [99.58](#)  
botulism [99.57](#)  
diphtheria [99.58](#)  
gas gangrene [99.58](#)  
scarlet fever [99.58](#)  
tetanus [99.56](#)  
Bender Visual- Motor Gestalt test [94.02](#)  
Benton Visual Retention test [94.02](#)  
DrotAA [00.11](#)  
Erinase® [99.10](#)  
inhaled nitric oxide [00.12](#)  
intelligence test or scale (Stanford- Binet)  
(Wechsler) (adult) (children) [94.01](#)  
Minnesota Multiphasic Personality  
Inventory (MMPI) [94.02](#)  
MMPI (Minnesota Multiphasic  
Personality Inventory) [94.02](#)  
neuroprotective agent [99.75](#)  
Proleukin® (low- dose) [99.28](#)  
high- dose [00.15](#)  
psychologic test [94.02](#)  
Retavase® [99.10](#)  
Retepase (tPA, generic) [99.10](#)  
Stanford- Binet test [94.01](#)  
Streptase® [99.10](#)  
Streptokinase (tPA, generic) [99.10](#)
- Administration--Cont.  
Tenecteplase (tPA, generic) [99.10](#)  
TNKase™ [99.10](#)  
toxoid  
diphtheria [99.36](#)  
with tetanus and pertussis, combined  
(DTP) [99.39](#)  
tetanus [99.38](#)  
with diphtheria and pertussis,  
combined (DTP) [99.39](#)  
vaccine --see also Vaccination  
BCG [99.33](#)  
measles- mumps- rubella (MMR)  
[99.48](#)  
poliomyelitis [99.41](#)  
TAB [99.32](#)
- Wechsler  
Intelligence Scale (adult) (children) [94.01](#)  
Memory Scale [94.02](#)  
Xigris® [00.11](#)
- Adrenalectomy (unilateral) [07.22](#)  
with partial removal of remaining gland [07.29](#)  
bilateral [07.3](#)  
partial [07.29](#)  
subtotal [07.29](#)  
complete [07.3](#)  
partial NEC [07.29](#)  
remaining gland [07.3](#)  
subtotal NEC [07.29](#)  
total [07.3](#)
- Adrenorrhaphy [07.44](#)  
Adrenotomy (with drainage) [07.41](#)
- Advancement  
extraocular muscle [15.12](#)  
multiple (with resection or recession) [15.3](#)  
eyelid muscle [08.59](#)  
eye muscle [15.12](#)  
multiple (with resection or recession) [15.3](#)  
graft --see Graft  
leaflet (heart) [35.10](#)  
pedicle (flap) [86.72](#)  
profundus tendon (Wagner) [82.51](#)  
round ligament [69.22](#)  
tendon [83.71](#)  
hand [82.51](#)  
profundus (Wagner) [82.51](#)  
Wagner (profundus tendon) [82.51](#)
- AESOP® (Automated Endoscopic System for  
Optimal Positioning) --see category [17.4](#)
- Albee operation  
bone peg, femoral neck [78.05](#)  
graft for slipping patella [78.06](#)  
sliding inlay graft, tibia [78.07](#)
- Albert operation (arthrodesis of knee) [81.22](#)
- Aldridge (- Studdiford) operation  
(urethral sling) [59.5](#)

ICD-9-CM INDEX TO PROCEDURES (FY10)

Alexander operation  
 prostatectomy  
 perineal [60.62](#)  
 suprapubic [60.3](#)  
 shortening of round ligaments [69.22](#)  
 Alexander- Adams operation (shortening of round ligaments) [69.22](#)  
 Alimentation, parenteral [99.29](#)  
 Allograft --see Graft  
 Almoor operation (extrapetrosal drainage) [20.22](#)  
 Altemeier operation (perineal rectal pull- through) [48.49](#)  
 Alveolectomy (interradicular) (intraseptal) (radical) (simple) (with graft) (with implant) [24.5](#)  
 Alveoloplasty (with graft or implant) [24.5](#)  
 Alveolotomy (apical) [24.0](#)  
 Ambulatory cardiac monitoring(ACM) [89.50](#)  
 Ammon operation (dacryocystotomy) [09.53](#)  
 Amniocentesis(transuterine)(diagnostic) [75.1](#)  
 with intra- amniotic injection of saline [75.0](#)  
 Amniography [87.81](#)  
 Amnioinfusion [75.37](#)  
 Amnioscopy, internal [75.31](#)  
 Amniotomy [73.09](#)  
 to induce labor [73.01](#)  
 Amputation (cineplastic) (closed flap) (guillotine) (kineplastic) (open) [84.91](#)  
 abdominopelvic [84.19](#)  
 above- elbow [84.07](#)  
 above- knee (AK) [84.17](#)  
 ankle (disarticulation) [84.13](#)  
 through malleoli of tibia & fibula [84.14](#)  
 arm NEC [84.00](#)  
 through  
 carpals [84.03](#)  
 elbow (disarticulation) [84.06](#)  
 forearm [84.05](#)  
 humerus [84.07](#)  
 shoulder (disarticulation) [84.08](#)  
 wrist (disarticulation) [84.04](#)  
 upper [84.07](#)  
 Batch- Spittler- McFaddin(knee disarticulation) [84.16](#)  
 below- knee (BK) NEC [84.15](#)  
 conversion into above- knee amputation [84.17](#)  
 Boyd (hip disarticulation) [84.18](#)  
 Callander's (knee disarticulation) [84.16](#)  
 carpals [84.03](#)  
 cervix [67.4](#)  
 Chopart's (midtarsal) [84.12](#)  
 clitoris [71.4](#)  
 Dieffenbach (hip disarticulation) [84.18](#)  
 Dupuytren's(shoulder disarticulation)[84.08](#)  
 ear, external [18.39](#)  
 elbow (disarticulation) [84.06](#)

Amputation---Cont.  
 finger, except thumb [84.01](#)  
 thumb [84.02](#)  
 foot (middle) [84.12](#)  
 forearm [84.05](#)  
 forefoot [84.12](#)  
 forequarter [84.09](#)  
 Gordon- Taylor (hindquarter) [84.19](#)  
 Gritti- Stokes (knee disarticulation) [84.16](#)  
 Guyon (ankle) [84.13](#)  
 hallux [84.11](#)  
 hand [84.03](#)  
 Hey's (foot) [84.12](#)  
 hindquarter [84.19](#)  
 hip (disarticulation) [84.18](#)  
 humerus [84.07](#)  
 interscapulothoracic [84.09](#)  
 interthoracoscapular [84.09](#)  
 King- Steelquist (hindquarter) [84.19](#)  
 Kirk (thigh) [84.17](#)  
 knee (disarticulation) [84.16](#)  
 Kutler (revision of current traumatic amputation of finger) [84.01](#)  
 Larry (shoulder disarticulation) [84.08](#)  
 leg NEC [84.10](#)  
 above knee (AK) [84.17](#)  
 below knee (BK) [84.15](#)  
 through  
 ankle (disarticulation) [84.13](#)  
 femur (AK) [84.17](#)  
 foot [84.12](#)  
 hip (disarticulation) [84.18](#)  
 tibia and fibula (BK) [84.15](#)  
 Lisfranc  
 foot [84.12](#)  
 shoulder (disarticulation) [84.08](#)  
 Littlewood (forequarter) [84.09](#)  
 lower limb NEC  
 --see also Amputation, leg [84.10](#)  
 Mazet (knee disarticulation) [84.16](#)  
 metacarpal [84.03](#)  
 metatarsal [84.11](#)  
 head (bunionectomy) [77.59](#)  
 metatarsophalangeal (joint) [84.11](#)  
 midtarsal [84.12](#)  
 nose [21.4](#)  
 penis (circle) (complete) (flap) (partial) (radical) [64.3](#)  
 Pirogoff's (ankle amputation through malleoli of tibia and fibula) [84.14](#)  
 ray  
 finger [84.01](#)  
 foot [84.11](#)  
 toe (metatarsal head) [84.11](#)  
 root (tooth) (apex) [23.73](#)  
 with root canal therapy [23.72](#)  
 shoulder (disarticulation) [84.08](#)  
 Sorondo- Ferre (hindquarter) [84.19](#)  
 S. P. Rogers (knee disarticulation) [84.16](#)

Amputation---*Cont.*

- supracondylar, above- knee [84.17](#)
- supramalleolar, foot [84.14](#)
- Syme's (ankle amputation through malleoli of tibia and fibula) [84.14](#)
- thigh [84.17](#)
- thumb [84.02](#)
- toe (through metatarsophalangeal joint) [84.11](#)
- transcarpal [84.03](#)
- transmetatarsal [84.12](#)
- upper limb NEC--*see also* Amputation, arm [84.00](#)
- wrist (disarticulation) [84.04](#)

Amygdalohippocampotomy [01.39](#)

Amygdalotomy [01.39](#)

Analysis

- cardiac rhythm device (CRT- D) (CRT- P) (AICD) (pacemaker) - *see* Interrogation character [94.03](#)
- gastric [89.39](#)
- psychologic [94.31](#)
- transactional
  - group [94.44](#)
  - individual [94.39](#)

Anastomosis

- abdominal artery to coronary artery [36.17](#)
- accessory- facial nerve [04.72](#)
- accessory- hypoglossal nerve [04.73](#)
- anus (with formation of endorectal ileal pouch) [45.95](#)
- aorta (descending)- pulmonary(artery) [39.0](#)
- aorta- renal artery [39.24](#)
- aorta- subclavian artery [39.22](#)
- aortoceliac [39.26](#)
- aorto(ilio)femoral [39.25](#)
- aortomesenteric [39.26](#)
- appendix [47.99](#)
- arteriovenous NEC [39.29](#)
  - for renal dialysis [39.27](#)
- artery (suture of distal to proximal end) [39.31](#)
  - with
    - bypass graft [39.29](#)
    - extracranial- intracranial[EC- IC] [39.28](#)
    - excision or resection of vessel
      - see* Arteriectomy, with anastomosis, by site
    - revision [39.49](#)
- bile ducts [51.39](#)
- bladder NEC [57.88](#)
  - with
    - isolated segment of intestine [57.87](#) [[45.50](#)]
    - colon (sigmoid) [57.87](#) [[45.52](#)]
    - ileum [57.87](#) [[45.51](#)]
    - open loop of ileum [57.87](#) [[45.51](#)]
- to intestine [57.88](#)
  - ileum [57.87](#) [[45.51](#)]

Anastomosis---*Cont.*

- bowel--*see also* Anastomosis,intestine [45.90](#)
- bronchotracheal [33.48](#)
- bronchus [33.48](#)
- carotid- subclavian artery [39.22](#)
- caval- mesenteric vein [39.1](#)
- caval- pulmonary artery [39.21](#)
- cervicoesophageal [42.59](#)
- colohypopharyngeal (intrathoracic) [42.55](#)
  - antesternal or antethoracic [42.65](#)
- common bile duct [51.39](#)
- common pulmonary trunk and left atrium (posterior wall) [35.82](#)
- cystic bile duct [51.39](#)
- cystocolic [57.88](#)
- epididymis to vas deferens [63.83](#)
- esophagocolic (intrathoracic) NEC [42.56](#)
  - with interposition [42.55](#)
  - antesternal or antethoracic NEC [42.66](#)
    - with interposition [42.65](#)
- esophagocologastric (intrathoracic) [42.55](#)
  - antesternal or antethoracic [42.65](#)
- esophagoduodenal(intrathoracic)NEC[42.54](#)
  - with interposition [42.53](#)
- esophagoenteric (intrathoracic) NEC --*see also* Anastomosis, esophagus, to intestinal segment [42.54](#)
  - antesternal or antethoracic NEC --*see also* Anastomosis, esophagus, antesternal, to intestinal segment [42.64](#)
- esophagoesophageal (intrathoracic) [42.51](#)
  - antesternal or antethoracic [42.61](#)
- esophagogastric (intrathoracic) [42.52](#)
  - antesternal or antethoracic [42.62](#)
- esophagus (intrapleural) (intrathoracic) (retrosternal) NEC [42.59](#)
  - with
    - gastrectomy (partial) [43.5](#)
    - complete or total [43.99](#)
    - interposition (of) NEC [42.58](#)
      - colon [42.55](#)
      - jejunum [42.53](#)
      - small bowel [42.53](#)
  - antesternal or antethoracic NEC [42.69](#)
    - with
      - interposition (of) NEC [42.68](#)
        - colon [42.65](#)
        - jejunal loop [42.63](#)
        - small bowel [42.63](#)
      - rubber tube [42.68](#)
    - to intestinal segment NEC [42.64](#)
      - with interposition [42.68](#)
        - colon NEC [42.66](#)
          - with interposition [42.65](#)
        - small bowel NEC [42.64](#)
          - with interposition [42.63](#)
    - to intestinal segment(intrathoracic) NEC[42.54](#)
      - with interposition [42.58](#)

## Anastomosis---Cont.

- antesternal or antethoracic NEC [42.64](#)
  - with interposition [42.68](#)
- colon (intrathoracic) NEC [42.56](#)
  - with interposition [42.55](#)
- antesternal or antethoracic [42.66](#)
  - with interposition [42.65](#)
- small bowel NEC [42.54](#)
  - with interposition [42.53](#)
- antesternal or antethoracic [42.64](#)
  - with interposition [42.63](#)
- facial- accessory nerve [04.72](#)
- facial- hypoglossal nerve [04.71](#)
- fallopian tube [66.73](#)
  - by reanastomosis [66.79](#)
- gallbladder [51.35](#)
  - to
    - hepatic ducts [51.31](#)
    - intestine [51.32](#)
    - pancreas [51.33](#)
    - stomach [51.34](#)
- gastroepiploic artery to coronary artery [36.17](#)
- hepatic duct [51.39](#)
- hypoglossal- accessory nerve [04.73](#)
- hypoglossal- facial nerve [04.71](#)
- ileal loop to bladder [57.87](#) [\[45.51\]](#)
- ileoanal [45.95](#)
- ileorectal [45.93](#)
- inferior vena cava and portal vein [39.1](#)
- internal mammary artery (to)
  - coronary artery (single vessel) [36.15](#)
    - double vessel [36.16](#)
  - myocardium [36.2](#)
- intestine [45.90](#)
  - large- to- anus [45.95](#)
  - large- to- large [45.94](#)
  - large- to- rectum [45.94](#)
  - large- to- small [45.93](#)
  - small- to- anus [45.95](#)
  - small- to- large [45.93](#)
  - small- to- rectal stump [45.92](#)
  - small- to- small [45.91](#)
- intrahepatic [51.79](#)
- intrathoracic vessel NEC [39.23](#)
- kidney (pelvis) [55.86](#)
- lacrimal sac to conjunctiva [09.82](#)
- left- to- right (systemic- pulmonary artery) [39.0](#)
- lymphatic (channel) (peripheral) [40.9](#)
- mesenteric- caval [39.1](#)
- mesocaval [39.1](#)
- nasolacrimal [09.81](#)
- nerve (cranial) (peripheral) NEC [04.74](#)
  - accessory- facial [04.72](#)
  - accessory- hypoglossal [04.73](#)
  - hypoglossal- facial [04.71](#)

## Anastomosis---Cont.

- pancreas (duct) (to) [52.96](#)
  - bile duct [51.39](#)
  - gall bladder [51.33](#)
  - intestine [52.96](#)
  - jejunum [52.96](#)
  - stomach [52.96](#)
- pleurothecal (with valve) [03.79](#)
- portacaval [39.1](#)
- portal vein to inferior vena cava [39.1](#)
- pulmonary- aortic (Pott's) [39.0](#)
- pulmonary artery and superior vena cava [39.21](#)
- pulmonary- innominate artery (Blalock) [39.0](#)
- pulmonary- subclavian artery (Blalock- Taussig) [39.0](#)
- pulmonary vein and azygos vein [39.23](#)
- pyeloileocutaneous [56.51](#)
- pyeloureterovesical [55.86](#)
- radial artery [36.19](#)
- rectum, rectal NEC [48.74](#)
  - stump to small intestine [45.92](#)
- renal (pelvis) [55.86](#)
  - vein and splenic vein [39.1](#)
- renoportal [39.1](#)
- salpingohectal (with valve) [03.79](#)
- splenic to renal veins [39.1](#)
- splenorenal (venous) [39.1](#)
  - arterial [39.26](#)
- subarachnoid- peritoneal (with valve) [03.71](#)
- subarachnoid- ureteral (with valve) [03.72](#)
- subclavian- aortic [39.22](#)
- superior vena cava to pulmonary artery [39.21](#)
- systemic- pulmonary artery [39.0](#)
- thoracic artery (to)
  - coronary artery (single) [36.15](#)
    - double [36.16](#)
  - myocardium [36.2](#)
- ureter (to) NEC [56.79](#)
  - bladder [56.74](#)
  - colon [56.71](#)
  - ileal pouch (bladder) [56.71](#)
  - ileum [56.71](#)
  - intestine [56.71](#)
  - skin [56.61](#)
- ureterocalyceal [55.86](#)
- ureterocolic [56.71](#)
- ureterovesical [56.74](#)
- urethra (end- to- end) [58.44](#)
- vas deferens [63.82](#)
- veins (suture of proximal to distal end) (with bypass graft) [39.29](#)
  - with excision or resection of vessel --see Phlebectomy, with anastomosis, by site
- mesenteric to vena cava [39.1](#)

ICD-9-CM INDEX TO PROCEDURES (FY10)

- Anastomosis - veins ---*Cont.*  
 portal to inferior vena cava [39.1](#)  
 revision [39.49](#)  
 splenic and renal [39.1](#)  
 ventricle, ventricular (intracerebral) (with valve) --*see also* Shunt, ventricular [02.2](#)  
 ventriculoatrial (with valve) [02.32](#)  
 ventriculocaval (with valve) [02.32](#)  
 ventriculomastoid (with valve) [02.31](#)  
 ventriculopleural (with valve) [02.33](#)  
 vesicle --*see* Anastomosis, bladder
- Anderson operation (tibial lengthening) [78.37](#)
- Anel operation (dilation of lacrimal duct) [09.42](#)
- Anesthesia  
 acupuncture for [99.91](#)  
 cryoanalgesia nerve (cranial) (peripheral) [04.2](#)  
 spinal --*omit code*
- Aneurysmectomy [38.60](#)  
 with  
 anastomosis [38.30](#)  
 abdominal  
 artery [38.36](#)  
 vein [38.37](#)  
 aorta (arch)(ascending)(descending) [38.34](#)  
 head and neck NEC [38.32](#)  
 intracranial NEC [38.31](#)  
 lower limb  
 artery [38.38](#)  
 vein [38.39](#)  
 thoracic NEC [38.35](#)  
 upper limb (artery) (vein) [38.33](#)  
 graft replacement (interposition) [38.40](#)  
 abdominal  
 aorta  
 endovascular approach [39.71](#)  
 open approach [38.44](#)  
 Zenith® Renu™ AAA graft [39.71](#)  
 artery [38.46](#)  
 vein [38.47](#)  
 aorta (arch)(ascending)(descending thoracic)  
 abdominal [38.44](#)  
 thoracic [38.45](#)  
 thoracoabdominal [38.45](#) [[38.44](#)]  
 head and neck NEC [38.42](#)  
 intracranial NEC [38.41](#)  
 lower limb  
 artery [38.48](#)  
 vein [38.49](#)  
 thoracic NEC [38.45](#)  
 upper limb (artery) (vein) [38.43](#)  
 abdominal  
 artery [38.66](#)  
 vein [38.67](#)  
 aorta (arch)(ascending)(descending) [38.64](#)
- Aneurysmectomy ---*Cont.*  
 atrial, auricular [37.32](#)  
 head and neck NEC [38.62](#)  
 heart [37.32](#)  
 intracranial NEC [38.61](#)  
 lower limb  
 artery [38.68](#)  
 vein [38.69](#)  
 sinus of Valsalva [35.39](#)  
 thoracic NEC [38.65](#)  
 upper limb (artery) (vein) [38.63](#)  
 ventricle (myocardium) [37.32](#)
- Aneurysmoplasty --*see* Aneurysmorrhaphy
- Aneurysmorrhaphy NEC [39.52](#)  
 by or with  
 anastomosis --*see* Aneurysmectomy,  
 with anastomosis, by site  
 clipping [39.51](#)  
 coagulation [39.52](#)  
 electrocoagulation [39.52](#)  
 endovascular graft  
 abdominal aorta [39.71](#)  
 lower extremity artery(s) [39.79](#)  
 thoracic aorta [39.73](#)  
 upper extremity artery(s) [39.79](#)  
 excision or resection --*see also*  
 Aneurys- mectomy, by site  
 with  
 anastomosis --*see* Aneurysmectomy,  
 with anastomosis, by site  
 graft replacement --*see* Aneurysmectomy,  
 with graft replacement, by site  
 filipuncture [39.52](#)  
 graft replacement --*see* Aneurysmectomy,  
 with graft replacement, by site  
 methyl methacrylate [39.52](#)  
 suture [39.52](#)  
 wiring [39.52](#)  
 wrapping [39.52](#)  
 Matas' [39.52](#)
- Aneurysmotomy --*see* Aneurysmectomy
- Anglectomy  
 with  
 anastomosis [38.30](#)  
 abdominal  
 artery [38.36](#)  
 vein [38.37](#)  
 aorta (arch) (ascending)  
 (descending) [38.34](#)  
 head and neck NEC [38.32](#)  
 intracranial NEC [38.31](#)  
 lower limb  
 artery [38.38](#)  
 vein [38.39](#)  
 thoracic vessel NEC [38.35](#)  
 upper limb (artery) (vein) [38.33](#)



ICD-9-CM INDEX TO PROCEDURES (FY10)

Angiectomy--*with ---Cont.*  
 graft replacement (interposition) [38.40](#)  
 abdominal  
 aorta [38.44](#)  
 artery [38.46](#)  
 vein [38.47](#)  
 aorta (arch) (ascending)  
 (descending thoracic)  
 abdominal [38.44](#)  
 thoracic [38.45](#)  
 thoracoabdominal [38.45](#) [[38.44](#)]  
 head and neck NEC [38.42](#)  
 intracranial NEC [38.41](#)  
 lower limb  
 artery [38.48](#)  
 vein [38.49](#)  
 thoracic vessel NEC [38.45](#)  
 upper limb (artery) (vein) [38.43](#)

Angiocardiography (selective) [88.50](#)  
 carbon dioxide (negative contrast) [88.58](#)  
 combined right and left heart [88.54](#)  
 intra- operative fluorescence vascular  
[88.59](#)  
 left heart (aortic valve) (atrium) (ventricle)  
 (ventricular outflow tract) [88.53](#)  
 combined with right heart [88.54](#)  
 right heart (atrium) (pulmonary valve)  
 (ventricle) (ventricular outflow tract)  
[88.52](#)  
 combined with left heart [88.54](#)  
 SPY [88.59](#)  
 vena cava (inferior) (superior) [88.51](#)

Angiography (arterial) --*see also*  
 Arteriography [88.40](#)  
 by C.A.T. --*see*Scan, C.A.T., by site  
 by computed tomography --*see*Scan,  
 C.A.T., by site  
 by radioisotope --*see* Scan, radioisotope,  
 by site  
 by ultrasound --*see* Ultrasonography,  
 by site  
 basilar [88.41](#)  
 brachial [88.49](#)  
 carotid (internal) [88.41](#)  
 celiac [88.47](#)  
 cerebral (posterior circulation) [88.41](#)  
 coronary NEC [88.57](#)  
 intra- operative fluorescence vascular  
[88.59](#)  
 eye (fluorescein) [95.12](#)  
 femoral [88.48](#)  
 heart [88.50](#)  
 intra- abdominal NEC [88.47](#)  
 intracranial [88.41](#)  
 intrathoracic vessels NEC [88.44](#)  
 lower extremity NEC [88.48](#)  
 neck [88.41](#)  
 placenta [88.46](#)

Angiography ---*Cont.*  
 pulmonary [88.43](#)  
 renal [88.45](#)  
 specified artery NEC [88.49](#)  
 transfemoral [88.48](#)  
 upper extremity NEC [88.49](#)  
 veins --*see* Phlebography  
 vertebral [88.41](#)

Angioplasty (laser)--*see also* Repair, blood  
 vessel

Note: Also use [00.40](#), [00.41](#), [00.42](#), or [00.43](#)  
 to show the total number of vessels  
 treated. Use code [00.44](#) once to show  
 procedure on a bifurcated vessel. In  
 addition, use [00.45](#), [00.46](#), [00.47](#), or  
[00.48](#) to show the number of vascular  
 stents inserted.

balloon (percutaneous transluminal) NEC [39.50](#)  
 coronary artery [00.66](#)  
 coronary [36.09](#)  
 open chest approach [36.03](#)  
 percutaneous transluminal (balloon) [00.66](#)  
 percutaneous transluminal (balloon)  
 (single vessel)  
 basilar [00.61](#)  
 carotid [00.61](#)  
 cerebral (intracranial) [00.62](#)  
 cerebrovascular  
 cerebral (intracranial) [00.62](#)  
 precerebral (extracranial) [00.61](#)  
 carotid [00.61](#)  
 coronary (balloon)) [00.66](#)  
 femoropopliteal [39.50](#)  
 iliac [39.50](#)  
 lower extremity NOS [39.50](#)  
 mesenteric [39.50](#)  
 peripheral NEC [39.50](#)  
 precerebral (extracranial) [00.61](#)  
 carotid [00.61](#)  
 renal [39.50](#)  
 subclavian [39.50](#)  
 upper extremity NOS [39.50](#)  
 vertebral [00.61](#)  
 specified site NEC [39.50](#)  
 cerebrovascular  
 cerebral (intracranial) [00.62](#)  
 precerebral (extracranial) [00.61](#)  
 peripheral [39.50](#)

Angiorrhaphy [39.30](#)  
 artery [39.31](#)  
 vein [39.32](#)

Angioscopy, percutaneous [38.22](#)  
 eye (fluorescein) [95.12](#)

Angiotomy [38.00](#)  
 abdominal  
 artery [38.06](#)  
 vein [38.07](#)  
 aorta (arch) (ascending) (descending) [38.04](#)

ICD-9-CM INDEX TO PROCEDURES (FY10)

Angiotomy ---*Cont.*  
 head and neck NEC [38.02](#)  
 intracranial NEC [38.01](#)  
 lower limb  
     artery [38.08](#)  
     vein [38.09](#)  
 thoracic NEC [38.05](#)  
 upper limb (artery) (vein) [38.03](#)  
 Angiotripsy [39.98](#)  
 Ankylosis, production of --*see* Arthrodesis  
 Annuloplasty (heart) (posteromedial) [35.33](#)  
 Anoplasty [49.79](#)  
     with hemorrhoidectomy [49.46](#)  
 Anoscopy [49.21](#)  
 Antibiogram --*see* Examination, microscopic  
 Antiembolic filter, vena cava [38.7](#)  
 Antiphobic treatment [94.39](#)  
 Antrectomy  
     mastoid [20.49](#)  
     maxillary [22.39](#)  
     radical [22.31](#)  
     pyloric [43.6](#)  
 Antrostomy --*see* Antrotomy  
 Antrotomy (exploratory) (nasal sinus) [22.2](#)  
     Caldwell- Luc (maxillary sinus) [22.39](#)  
     with removal of membrane lining [22.31](#)  
     intranasal [22.2](#)  
     with external approach (Caldwell- Luc)  
         [22.39](#)  
         radical [22.31](#)  
     maxillary (simple) [22.2](#)  
     with Caldwell- Luc approach [22.39](#)  
     with removal of membrane lining  
         [22.31](#)  
     external (Caldwell- Luc approach) [22.39](#)  
     with removal of membrane lining  
         [22.31](#)  
     radical (with removal of membrane lining)  
         [22.31](#)  
 Antrum window operation  
     --*see* Antrotomy, maxillary  
 Aorticopulmonary window operation [39.59](#)  
 Aortogram, aortography (abdominal)  
     (retrograde) (selective) (translumbar)  
     [88.42](#)  
 Aortoplasty (aortic valve) (gusset type) [35.11](#)  
 Aortotomy [38.04](#)  
 Apexcardiogram (with ECG lead) [89.57](#)  
 Apheresis, therapeutic --*see* category [99.7](#)  
 Apicectomy  
     lung [32.39](#)  
     thoracoscopic [32.30](#)  
     petrous pyramid [20.59](#)  
     tooth (root) [23.73](#)  
     with root canal therapy [23.72](#)  
 Apicoectomy [23.73](#)  
     with root canal therapy [23.72](#)  
 Apicolysis (lung) [33.39](#)  
 Apicostomy, alveolar [24.0](#)

Aponeurectomy [83.42](#)  
     hand [82.33](#)  
 Aponeurorrhaphy  
     -- *see* also Suture, tendon [83.64](#)  
     hand--*see* *also* Suture, tendon, hand  
         [82.45](#)  
 Aponeurotomy [83.13](#)  
     hand [82.11](#)  
 Appendectomy (with drainage) [47.09](#)  
     incidental [47.19](#)  
     laparoscopic [47.11](#)  
     laparoscopic [47.01](#)  
 Appendicectomy (with drainage) [47.09](#)  
     incidental [47.19](#)  
     laparoscopic [47.11](#)  
     laparoscopic [47.01](#)  
 Appendicocostomy [47.91](#)  
 Appendicoenterostomy [47.91](#)  
 Appendicolysis [54.59](#)  
     with appendectomy [47.09](#)  
     laparoscopic [47.01](#)  
     other [47.09](#)  
     laparoscopic [54.51](#)  
 Appendicostomy [47.91](#)  
     closure [47.92](#)  
 Appendicotomy [47.2](#)  
 Application  
     adhesion barrier substance [99.77](#)  
     anti- shock trousers [93.58](#)  
     arch bars (orthodontic) [24.7](#)  
         for immobilization (fracture) [93.55](#)  
     barrier substance, adhesion [99.77](#)  
     Barton's tongs (skull) (with synchronous  
         skeletal traction) [02.94](#)  
     bone growth stimulator (surface)  
         (transcutaneous) [99.86](#)  
     bone morphogenetic protein (Infuse <sup>TM</sup>)  
         (OP- 1<sup>TM</sup>) (recombinant) (rhBMP) [84.52](#)  
     Bryant's traction [93.44](#)  
         with reduction of fracture or dislocation  
             --*see* Reduction, fracture and  
             Reduction, dislocation  
     Buck's traction [93.46](#)  
     caliper tongs (skull) (with synchronous  
         skeletal traction) [02.94](#)  
     cast (fiberglass) (plaster) (plastic) NEC [93.53](#)  
         with reduction of fracture or dislocation  
             --*see* Reduction, fracture and  
             Reduction, dislocation  
     spica [93.51](#)  
     cervical collar [93.52](#)  
         with reduction of fracture or dislocation  
             --*see* Reduction, fracture and  
             Reduction, dislocation  
     clamp, cerebral aneurysm (Crutchfield)  
         (Silverstone) [39.51](#)  
     croupette, croup tent [93.94](#)  
     crown (artificial) [23.41](#)

Application--*Cont.*

Crutchfield tongs (skull) (with synchronous skeletal traction) [02.94](#)  
 Dunlop's traction [93.44](#)  
   with reduction of fracture or dislocation  
     --*see* Reduction, fracture and Reduction, dislocation  
 elastic stockings [93.59](#)  
 electronic gaiter [93.59](#)  
 external fixator device (bone) [78.10](#)  
   carpal, metacarpal [78.14](#)  
   clavicle [78.11](#)  
   computer assisted (dependent) [84.73](#)  
   femur [78.15](#)  
   fibula [78.17](#)  
   humerus [78.12](#)  
   hybrid device or system [84.73](#)  
   Ilizarov type [84.72](#)  
   monoplanar system or device [84.71](#)  
   patella [78.16](#)  
   pelvic [78.19](#)  
   phalanges (foot) (hand) [78.19](#)  
   radius [78.13](#)  
   ring device or system [84.72](#)  
   scapula [78.11](#)  
   Sheffield type [84.72](#)  
   specified site NEC [78.19](#)  
   tarsal, metatarsal [78.18](#)  
   thorax (ribs) (sternum) [78.11](#)  
   tibia [78.17](#)  
   ulna [78.13](#)  
   vertebrae [78.19](#)  
 forceps, with delivery --*see* Delivery, forceps graft --*see* Graft  
 gravity (G-) suit [93.59](#)  
 intermittent pressure device [93.59](#)  
 Jewett extension brace [93.59](#)  
 Jobst pumping unit (reduction of edema) [93.59](#)  
 Lyman Smith traction [93.44](#)  
   with reduction of fracture or dislocation  
     --*see* Reduction, fracture and Reduction, dislocation  
 MAST (military anti- shock trousers) [93.58](#)  
 Minerva jacket [93.52](#)  
 minifixator device (bone)  
   --*see* category [78.1](#)  
 neck support (molded) [93.52](#)  
 obturator (orthodontic) [24.7](#)  
 orthodontic appliance(obturator)(wiring) [24.7](#)  
 pelvic sling [93.44](#)  
 with reduction of fracture or dislocation  
   --*see* Reduction, fracture and Reduction, dislocation  
 peridental splint (orthodontic) [24.7](#)  
 plaster jacket [93.51](#)  
   Minerva [93.52](#)

Application---*Cont.*

pressure  
   dressing (bandage) (Gibney) (Robert Jones') (Shanz) [93.56](#)  
   trousers (anti- shock) (MAST) [93.58](#)  
   prosthesis for missing ear [18.71](#)  
 Russell's traction [93.44](#)  
   with reduction of fracture or dislocation  
     --*see* Reduction, fracture and Reduction, dislocation  
 splint, for immobilization (plaster) (pneumatic) (tray) [93.54](#)  
   with fracture reduction  
     --*see* Reduction, fracture and stereotactic head frame [93.59](#)  
   strapping (non- traction) [93.59](#)  
   substance, adhesion barrier [99.77](#)  
 Thomas collar [93.52](#)  
   with reduction of fracture or dislocation  
     --*see* Reduction, fracture and Reduction, dislocation  
 traction  
   with reduction of fracture or dislocation  
     --*see* Reduction, fracture and Reduction, dislocation  
   adhesive tape (skin) [93.46](#)  
   boot [93.46](#)  
   Bryant's [93.44](#)  
   Buck's [93.46](#)  
   Cotrel's [93.42](#)  
   Dunlop's [93.44](#)  
   gallows [93.46](#)  
   Lyman Smith [93.44](#)  
   Russell's [93.44](#)  
   skeletal NEC [93.44](#)  
     intermittent [93.43](#)  
   skin, limbs NEC [93.46](#)  
   spinal NEC [93.42](#)  
     with skull device (halo)(caliper) (Crutchfield) (Gardner- Wells) (Vinke) (tongs) [93.41](#)  
       with synchronous insertion [02.94](#)  
     Thomas' splint [93.45](#)  
   Unna's paste boot [93.53](#)  
   vasopneumatic device [93.58](#)  
   Velpeau dressing [93.59](#)  
   Vinke tongs (skull) (with synchronous skeletal traction) [02.94](#)  
   wound dressing NEC [93.57](#)  
 Aquapheresis [99.78](#)  
 Arc lamp --*see* Photocoagulation  
 Arcuaplasty [81.66](#)  
 Arrest  
   bone growth (epiphyseal) [78.20](#)  
     by stapling --*see* Stapling, epiphyseal plate  
     femur [78.25](#)  
     fibula [78.27](#)  
     humerus [78.22](#)  
     radius [78.23](#)

ICD-9-CM INDEX TO PROCEDURES (FY10)

Arrest - bone growth---*Cont.*  
 tibia [78.27](#)  
 ulna [78.23](#)  
 cardiac, induced (anoxic)(circulatory)[39.63](#)  
 circulatory, induced (anoxic) [39.63](#)  
 hemorrhage --*see* Control, hemorrhage  
 Arslan operation(fenestration of inner ear)  
[20.61](#)  
 Arterectomy [38.60](#)  
 with  
 anastomosis [38.30](#)  
 abdominal [38.36](#)  
 aorta (arch) (ascending)  
 (descending) [38.34](#)  
 head and neck NEC [38.32](#)  
 intracranial NEC [38.31](#)  
 lower limb [38.38](#)  
 thoracic NEC [38.35](#)  
 upper limb [38.33](#)  
 graft replacement (interposition) [38.40](#)  
 abdominal  
 aorta [38.44](#)  
 aorta (arch) (ascending)  
 (descending thoracic)  
 (thoracic)  
 abdominal [38.44](#)  
 thoracic [38.45](#)  
 thoracoabdominal [38.45](#) [[38.44](#)]  
 head and neck NEC [38.42](#)  
 intracranial NEC [38.41](#)  
 lower limb [38.48](#)  
 thoracic NEC [38.45](#)  
 upper limb [38.43](#)  
 abdominal [38.66](#)  
 aorta (arch) (ascending)(descending) [38.64](#)  
 head and neck NEC [38.62](#)  
 intracranial NEC [38.61](#)  
 lower- limb [38.68](#)  
 thoracic NEC [38.65](#)  
 upper limb [38.63](#)  
 Arteriography (contrast) (fluoroscopic)  
 (retrograde) [88.40](#)  
 by  
 radioisotope --*see* Scan, radioisotope  
 ultrasound(Doppler)  
 --*see* Ultrasonography, by site  
 aorta (arch) (ascending) (descending) [88.42](#)  
 basilar [88.41](#)  
 brachial [88.49](#)  
 carotid (internal) [88.41](#)  
 cerebral (posterior circulation) [88.41](#)  
 coronary (direct) (selective) NEC [88.57](#)  
 double catheter technique (Judkins)  
 (Ricketts and Abrams) [88.56](#)  
 intra- operative fluorescence vascular  
[88.59](#)  
 single catheter technique (Sones) [88.55](#)  
 Doppler (ultrasonic) --*see*  
 Ultrasono- graphy, by site

Arteriography---*Cont.*  
 femoral [88.48](#)  
 head and neck [88.41](#)  
 intra- abdominal NEC [88.47](#)  
 intrathoracic NEC [88.44](#)  
 lower extremity [88.48](#)  
 placenta [88.46](#)  
 pulmonary [88.43](#)  
 SPY 88.59  
 radioisotope --*see* Scan, radioisotope  
 renal [88.45](#)  
 specified site NEC [88.49](#)  
 superior mesenteric artery [88.47](#)  
 transfemoral [88.48](#)  
 ultrasound --*see* Ultrasonography, by site  
 upper extremity [88.49](#)  
 Arterioplasty --*see* Repair, artery  
 Arteriorrhaphy [39.31](#)  
 Arteriotomy [38.00](#)  
 abdominal [38.06](#)  
 aorta (arch) (ascending) (descending)[38.04](#)  
 head and neck NEC [38.02](#)  
 intracranial NEC [38.01](#)  
 lower limb [38.08](#)  
 thoracic NEC [38.05](#)  
 upper limb [38.03](#)  
 Arteriovenostomy [39.29](#)  
 for renal dialysis [39.27](#)  
 Arthrectomy [80.90](#)  
 ankle [80.97](#)  
 elbow [80.92](#)  
 foot and toe [80.98](#)  
 hand and finger [80.94](#)  
 hip [80.95](#)  
 intervertebral disc --*see* category [80.5](#)  
 knee [80.96](#)  
 semilunar cartilage [80.6](#)  
 shoulder [80.91](#)  
 specified site NEC [80.99](#)  
 spine NEC [80.99](#)  
 wrist [80.93](#)  
 Arthrocentesis [81.91](#)  
 for arthrography --*see* Arthrogram  
 Arthrodesis (compression) (extra- articular)  
 (intra- articular) (with bone graft) (with  
 fixation device) [81.20](#)  
 ankle [81.11](#)  
 carporadial [81.25](#)  
 cricoarytenoid [31.69](#)  
 elbow [81.24](#)  
 finger [81.28](#)  
 foot NEC [81.17](#)  
 hip [81.21](#)  
 interphalangeal  
 finger [81.28](#)  
 toe NEC [77.58](#)  
 claw toe repair [77.57](#)  
 hammer toe repair [77.56](#)  
 ischiofemoral [81.21](#)

ICD-9-CM INDEX TO PROCEDURES (FY10)

Arthrodesis ---*Cont.*  
 knee [81.22](#)  
 lumbosacral, lumbar NEC [81.08](#)  
 ALIF (anterior lumbar interbody fusion) [81.06](#)  
 anterior (interbody), anterolateral technique [81.06](#)  
 lateral transverse process technique [81.07](#)  
 PLIF (posterior lumbar interbody fusion) [81.08](#)  
 posterior (interbody), posterolateral technique [81.08](#)  
 TLIF (transforaminal lumbar interbody fusion) [81.08](#)  
 McKeever (metatarsophalangeal) [81.16](#)  
 metacarpocarpal [81.26](#)  
 metacarpophalangeal [81.27](#)  
 metatarsophalangeal [81.16](#)  
 midtarsal [81.14](#)  
 pantalar [81.11](#)  
 sacroiliac [81.08](#)  
 shoulder [81.23](#)  
 specified joint NEC [81.29](#)  
 spinal --*see also* Fusion, spinal [81.00](#)  
 subtalar [81.13](#)  
 tarsometatarsal [81.15](#)  
 tibiotalar [81.11](#)  
 toe NEC [77.58](#)  
 claw toe repair [77.57](#)  
 hammer toe repair [77.56](#)  
 triple [81.12](#)  
 wrist [81.26](#)  
 Arthroendoscopy --*see* Arthroscopy  
 Arthroereisis, subtalar joint [81.18](#)  
 Arthrogram, arthrography [88.32](#)  
 temporomandibular [87.13](#)  
 Arthrolysis [93.26](#)  
 Arthroplasty (with fixation device) (with traction) [81.96](#)  
 ankle [81.49](#)  
 carpals [81.75](#)  
 with prosthetic implant [81.74](#)  
 carpcarpal, carpometacarpal [81.75](#)  
 with prosthetic implant [81.74](#)  
 Carroll and Taber (proximal interphalangeal joint) [81.72](#)  
 cup (partial hip) [81.52](#)  
 Curtis (interphalangeal joint) [81.72](#)  
 elbow [81.85](#)  
 with prosthetic replacement (partial) (total) [81.84](#)  
 femoral head NEC [81.40](#)  
 with prosthetic implant [81.52](#)  
 finger(s) [81.72](#)  
 with prosthetic implant [81.71](#)  
 foot (metatarsal) with joint replacement [81.57](#)  
 Fowler (metacarpophalangeal joint) [81.72](#)

Arthroplasty ---*Cont.*  
 hand (metacarpophalangeal) (interphalangeal) [81.72](#)  
 with prosthetic implant [81.71](#)  
 hip (with bone graft) [81.40](#)  
 cup (partial hip) [81.52](#)  
 femoral head NEC [81.40](#)  
 with prosthetic implant [81.52](#)  
 with total replacement [81.51](#)  
 partial replacement [81.52](#)  
 total replacement [81.51](#)  
 interphalangeal joint [81.72](#)  
 with prosthetic implant [81.71](#)  
 Kessler (carpometacarpal joint) [81.74](#)  
 knee --*see also* Repair, knee [81.47](#)  
 prosthetic replacement (bicompartamental) (hemijoint) (partial) (total) (tricompartamental) (unicompartamental) [81.54](#)  
 revision [81.85](#)  
 metacarpophalangeal joint [81.72](#)  
 with prosthetic implant [81.71](#)  
 shoulder [81.83](#)  
 prosthetic replacement (partial) [81.81](#)  
 total [81.80](#)  
 for recurrent dislocation [81.82](#)  
 temporomandibular [76.5](#)  
 toe NEC [77.58](#)  
 with prosthetic replacement [81.57](#)  
 for hallux valgus repair [77.59](#)  
 wrist [81.75](#)  
 with prosthetic implant [81.74](#)  
 total replacement [81.73](#)  
 Arthroscopy [80.20](#)  
 ankle [80.27](#)  
 elbow [80.22](#)  
 finger [80.24](#)  
 foot [80.28](#)  
 hand [80.24](#)  
 hip [80.25](#)  
 knee [80.26](#)  
 shoulder [80.21](#)  
 specified site NEC [80.29](#)  
 toe [80.28](#)  
 wrist [80.23](#)  
 Arthrostomy --*see also* Arthrotomy [80.10](#)  
 Arthrotomy [80.10](#)  
 as operative approach --*omit code* with  
 arthrography --*see* Arthrogram  
 arthroscopy --*see* Arthroscopy  
 injection of drug [81.92](#)  
 removal of prosthesis without replacement --*see* Removal, prosthesis, joint structures  
 ankle [80.17](#)  
 elbow [80.12](#)  
 foot and toe [80.18](#)  
 hand and finger [80.14](#)

Arthrotomy ---*Cont.*

- hip [80.15](#)
- knee [80.16](#)
- shoulder [80.11](#)
- specified site NEC [80.19](#)
- spine [80.19](#)
- wrist [80.13](#)

Artificial

- heart [37.52](#)
  - AbioCor® [37.52](#)
  - CardioWest™ (TAH- t) [37.52](#)
- insemination [69.92](#)
- kidney [39.95](#)
- rupture of membranes [73.09](#)

Arytenoidectomy [30.29](#)

Arytenoidopexy [31.69](#)

Asai operation (larynx) [31.75](#)

Aspiration

- abscess --see Aspiration, by site
- anterior chamber, eye (therapeutic) [12.91](#)
  - diagnostic [12.21](#)
- aqueous (eye) (humor) (therapeutic) [12.91](#)
  - diagnostic [12.21](#)
- ascites [54.91](#)
- Bartholin's gland(cyst)(percutaneous)[71.21](#)
- biopsy --see Biopsy, by site
- bladder (catheter) [57.0](#)
  - percutaneous (needle) [57.11](#)
- bone marrow (for biopsy) [41.31](#)
  - from donor for transplant [41.91](#)
  - stem cell [99.79](#)
- branchial cleft cyst [29.0](#)
- breast [85.91](#)
- bronchus [96.05](#)
  - with lavage [96.56](#)
- bursa (percutaneous) [83.94](#)
  - hand [82.92](#)
- calculus, bladder [57.0](#)
- cataract [13.3](#)
  - with
    - phacoemulsification [13.41](#)
    - phacofragmentation [13.43](#)
    - posterior route [13.42](#)
- chest [34.91](#)
- cisternal [01.01](#)
- cranial (puncture) [01.09](#)
- craniobuccal pouch [07.72](#)
- craniopharyngioma [07.72](#)
- cul- de- sac (abscess) [70.0](#)
- curettage, uterus [69.59](#)
  - after abortion or delivery [69.52](#)
  - diagnostic [69.59](#)
  - to terminate pregnancy [69.51](#)
- cyst --see Aspiration, by site
- diverticulum, pharynx [29.0](#)
- endotracheal [96.04](#)
  - with lavage [96.56](#)
- extradural [01.09](#)

Aspiration---*Cont.*

- eye (anterior chamber) (therapeutic) [12.91](#)
  - diagnostic [12.21](#)
- fallopian tube [66.91](#)
- fascia [83.95](#)
  - hand [82.93](#)
- gallbladder (percutaneous) [51.01](#)
- hematoma --see also Aspiration, by site
  - obstetrical [75.92](#)
  - incisional [75.91](#)
- hydrocele, tunica vaginalis [61.91](#)
- hygroma --see Aspiration, by site
- hyphema [12.91](#)
- hypophysis [07.72](#)
- intracranial space (epidural) (extradural) (subarachnoid) (subdural) (ventricular) [01.09](#)
- through previously implanted catheter or reservoir (Ommaya) (Rickham) [01.02](#)
- joint [81.91](#)
  - for arthrography --see Arthrogram
- kidney (cyst) (pelvis) (percutaneous) (therapeutic) [55.92](#)
  - diagnostic [55.23](#)
- liver (percutaneous) [50.91](#)
- lung (percutaneous) (puncture) (needle) (trocar) [33.93](#)
- middle ear [20.09](#)
  - with intubation [20.01](#)
- muscle [83.95](#)
  - hand [82.93](#)
- nail [86.01](#)
- nasal sinus [22.00](#)
  - by puncture [22.01](#)
  - through natural ostium [22.02](#)
- nasotracheal [96.04](#)
  - with lavage [96.56](#)
- orbit, diagnostic [16.22](#)
- ovary [65.91](#)
- percutaneous --see Aspiration, by site
- pericardium (wound) [37.0](#)
- pituitary gland [07.72](#)
- pleural cavity [34.91](#)
- prostate (percutaneous) [60.91](#)
- Rathke's pouch [07.72](#)
- seminal vesicles [60.71](#)
- seroma --see Aspiration, by site
- skin [86.01](#)
- soft tissue NEC [83.95](#)
  - hand [82.93](#)
- spermatocoele [63.91](#)
- spinal (puncture) [03.31](#)
- spleen (cyst) [41.1](#)
- stem cell [99.79](#)
- subarachnoid space (cerebral) [01.09](#)
- subcutaneous tissue [86.01](#)
- subdural space (cerebral) [01.09](#)

- Aspiration ---*Cont.*  
 tendon [83.95](#)  
   hand [82.93](#)  
 testis [62.91](#)  
 thymus [07.92](#)  
   thoracoscopic [07.95](#)  
 thyroid (field) (gland) [06.01](#)  
   postoperative [06.02](#)  
 trachea [96.04](#)  
   with lavage [96.56](#)  
   percutaneous [31.99](#)  
 tunica vaginalis (hydrocele)  
   (percutaneous) [61.91](#)  
 vitreous (and replacement) [14.72](#)  
   diagnostic [14.11](#)
- Assessment  
 fitness to testify [94.11](#)  
 mental status [94.11](#)  
 nutritional status [89.39](#)  
 personality [94.03](#)  
 temperament [94.02](#)  
 vocational [93.85](#)
- Assistance  
 cardiac --*see also* Resuscitation, cardiac  
   extracorporeal circulation [39.61](#)  
 endotracheal respiratory --*see* category  
   [96.7](#)  
 hepatic, extracorporeal [50.92](#)  
 respiratory (endotracheal) (mechanical)  
   --*see* Ventilation, mechanical [96.7](#)
- Asymmetrogammagram  
 --*see* Scan, radioisotope
- Atherectomy  
 cerebrovascular --*see* angioplasty  
 coronary --*see* Angioplasty  
 peripheral [39.50](#)
- Atriocommissuropexy (mitral valve) [35.12](#)
- Atrioplasty NEC [37.99](#)  
 combined with repair of valvular and  
   ventricular septal defects --*see*  
   Repair, endocardial cushion defect  
   septum (heart) NEC [35.71](#)
- Atrioseptopexy --*see also* Repair, atrial  
 septal defect [35.71](#)
- Atrioseptoplasty --*see also* Repair, atrial  
 septal defect [35.71](#)
- Atrioseptostomy (balloon) [35.41](#)
- Atriotomy [37.11](#)
- Atrioventriculostomy (cerebral- heart) [02.32](#)
- Attachment  
 abutment (screw) for prosthetic ear device  
   percutaneous [20.99](#)  
 eye muscle  
   orbicularis oculi to eyebrow [08.36](#)  
   rectus to frontalis [15.9](#)
- Attachment ---*Cont.*  
 pedicle (flap) graft [86.74](#)  
   hand [86.73](#)  
   lip [27.57](#)  
   mouth [27.57](#)  
 pharyngeal flap (for cleft palate repair)  
   [27.62](#)  
   secondary or subsequent [27.63](#)  
 prosthetic ear device, abutment [20.99](#)  
 retina --*see* Reattachment, retina
- Atticoantrostomy (ear) [20.49](#)
- Atticoantrostomy (ear) [20.49](#)
- Atticotomy (ear) [20.23](#)
- Audiometry (Bekesy 5- tone) (impedance)  
 (stapedial reflex response) (subjective)  
   [95.41](#)
- Augmentation  
 bladder [57.87](#)  
 breast --*see* Mammoplasty, augmentation  
 buttock ("fanny- lift") [86.89](#)  
 chin [76.68](#)  
 genioplasty [76.68](#)  
 mammoplasty --*see* Mammoplasty,  
   augmentation  
 outflow tract (pulmonary valve) (gusset  
   type) [35.26](#)  
   in total repair of tetralogy of Fallot  
     [35.81](#)  
   vocal cord(s) [31.0](#)
- Auriclectomy [18.39](#)
- Autograft --*see* Graft
- Autologous --*see* Blood, transfusion
- Autopsy [89.8](#)
- Autotransfusion (whole blood) [99.02](#)  
 --*see* Blood, transfusion
- Autotransplant, autotransplantation  
 --*see also* Reimplantation
- adrenal tissue (heterotopic) (orthotopic)  
   [07.45](#)  
 kidney [55.61](#)  
 lung --*see* Transplant, transplantation,  
   lung [33.5](#)  
 ovary [65.72](#)  
   laparoscopic [65.75](#)  
 pancreatic tissue [52.81](#)  
 parathyroid tissue (heterotopic)  
   (orthotopic) [06.95](#)  
 thyroid tissue (heterotopic) (orthotopic)  
   [06.94](#)  
 tooth [23.5](#)
- Avulsion, nerve (cranial) (peripheral) NEC  
   [04.07](#)  
   acoustic [04.01](#)  
   phrenic [33.31](#)  
   sympathetic [05.29](#)
- Azygography [88.63](#)

## B

- Bacterial smear --*see* Examination, microscopic
- Baffes operation (interatrial transposition of venous return) [35.91](#)
- Baffle, atrial or interatrial [35.91](#)
- Balanoplasty [64.49](#)
- Baldy-Webster operation (uterine suspension) [69.22](#)
- Ballistocardiography [89.59](#)
- Balloon  
angioplasty --*see* Angioplasty, balloon pump, intra- aortic [37.61](#)  
systostomy (atrial) [35.41](#)
- Ball operation  
herniorrhaphy--*see* Repair, hernia, inguinal undercutting [49.02](#)
- Bandage [93.37](#)  
elastic [93.56](#)
- Banding  
gastric [44.68](#)  
vertical [44.68](#)  
pulmonary artery [38.85](#)
- Bankhart operation (capsular repair into glenoid, for shoulder dislocation) [81.82](#)
- Bardenheuer operation (ligation of innominate artery) [38.85](#)
- Barium swallow [87.61](#)
- Barkan operation (goniotomy) [12.52](#)  
with goniopuncture [12.53](#)
- Barr operation (transfer of tibialis posterior tendon) [83.75](#)
- Barsky operation (closure of cleft hand) [82.82](#)
- Basal metabolic rate [89.39](#)
- Basiotripsy [73.8](#)
- Bassett operation (vulvectomy with inguinal lymph node dissection) [71.5](#) [[40.3](#)]
- Bassini operation--*see* Repair, hernia, inguinal
- Batch-Spittler-McFaddin operation (knee disarticulation) [84.16](#)
- Batista operation (partial ventriculectomy) (ventricular reduction) (ventricular remodeling) [37.35](#)
- Bearing surface, hip  
ceramic- on- ceramic [00.76](#)  
ceramic- on- polyethylene [00.77](#)  
metal- on- metal [00.75](#)  
metal on polyethylene [00.74](#)
- Beck operation  
aorta- coronary sinus shunt [36.39](#)  
epicardial poudrage [36.39](#)
- Beck- Jianu operation (permanent gastrostomy) [43.19](#)
- Behavior modification [94.33](#)
- Bell-Beuttner operation (subtotal abdominal hysterectomy) [68.39](#)  
laparoscopic [68.31](#)
- Belsey operation (esophagogastric sphincter) [44.65](#)
- Benenenti operation (rotation of bulbous urethra) [58.49](#)
- Berke operation (levator resection of eyelid) [08.33](#)
- Bicuspidization of heart valve [35.10](#)  
aortic [35.11](#)  
mitral [35.12](#)
- Bicycle dynamometer [93.01](#)
- Biesenberger operation (size reduction of breast, bilateral) [85.32](#)  
unilateral [85.31](#)
- Bifurcation, bone --*see also* Osteotomy [77.30](#)
- Bigelow operation (litholapaxy) [57.0](#)
- Billite therapy (ultraviolet) [99.82](#)
- Billroth I operation (partial gastrectomy with gastroduodenostomy) [43.6](#)
- Billroth II operation (partial gastrectomy with gastrojejunostomy) [43.7](#)
- Binnie operation (hepatopexy) [50.69](#)
- Biofeedback, psychotherapy [94.39](#)
- Biopsy  
abdominal wall [54.22](#)  
adenoid [28.11](#)  
adrenal gland NEC [07.11](#)  
closed [07.11](#)  
open [07.12](#)  
percutaneous (aspiration) (needle) [07.11](#)  
alveolus [24.12](#)  
anus [49.23](#)  
appendix [45.26](#)  
artery (any site) [38.21](#)  
aspiration --*see* Biopsy, by site  
bile ducts [51.14](#)  
closed (endoscopic) [51.14](#)  
open [51.13](#)  
percutaneous (needle) [51.12](#)  
bladder [57.33](#)  
closed [57.33](#)  
open [57.34](#)  
transurethral [57.33](#)  
blood vessel (any site) [38.21](#)  
bone [77.40](#)  
carpal, metacarpal [77.44](#)  
clavicle [77.41](#)  
facial [76.11](#)  
femur [77.45](#)  
fibula [77.47](#)  
humerus [77.42](#)



Biopsy - bone ---*Cont.*  
 marrow [41.31](#)  
 patella [77.46](#)  
 pelvic [77.49](#)  
 phalanges (foot) (hand) [77.49](#)  
 radius [77.43](#)  
 scapula [77.41](#)  
 specified site NEC [77.49](#)  
 tarsal, metatarsal [77.48](#)  
 thorax (ribs) (sternum) [77.41](#)  
 tibia [77.47](#)  
 ulna [77.43](#)  
 vertebrae [77.49](#)  
 bowel --*see* Biopsy, intestine  
 brain NEC [01.13](#)  
 closed [01.13](#)  
 open [01.14](#)  
 percutaneous (needle) [01.13](#)  
 breast [85.11](#)  
 blind [85.11](#)  
 closed [85.11](#)  
 open [85.12](#)  
 percutaneous (needle) (Vimm- Silverman)  
[85.11](#)  
 bronchus NEC [33.24](#)  
 brush [33.24](#)  
 closed (endoscopic) [33.24](#)  
 open [33.25](#)  
 transbronchoscopic needle  
 aspiration (TBNA) [33.24](#)  
 Wang needle (transbronchoscopic)  
[33.24](#)  
 washings [33.24](#)  
 bursa [83.21](#)  
 cardioesophageal (junction) [44.14](#)  
 closed (endoscopic) [44.14](#)  
 open [44.15](#)  
 cecum [45.25](#)  
 brush [45.25](#)  
 closed (endoscopic) [45.25](#)  
 open [45.26](#)  
 cerebral meninges NEC [01.11](#)  
 closed [01.11](#)  
 open [01.12](#)  
 percutaneous (needle) [01.11](#)  
 cervix (punch) [67.12](#)  
 conization (sharp) [67.2](#)  
 chest wall [34.23](#)  
 clitoris [71.11](#)  
 colon [45.25](#)  
 brush [45.25](#)  
 closed (endoscopic) [45.25](#)  
 open [45.26](#)  
 conjunctiva [10.21](#)  
 cornea [11.22](#)  
 cul- de- sac [70.23](#)  
 diaphragm [34.27](#)  
 duodenum [45.14](#)  
 brush [45.14](#)

Biopsy - duodenum ---*Cont.*  
 closed (endoscopic) [45.14](#)  
 open [45.15](#)  
 ear (external) [18.12](#)  
 middle or inner [20.32](#)  
 endocervix [67.11](#)  
 endometrium NEC [68.16](#)  
 by  
 aspiration curettage [69.59](#)  
 dilation and curettage [69.09](#)  
 closed (endoscopic) [68.16](#)  
 open [68.13](#)  
 epididymis [63.01](#)  
 esophagus [42.24](#)  
 closed (endoscopic) [42.24](#)  
 open [42.25](#)  
 extraocular muscle or tendon [15.01](#)  
 eye [16.23](#)  
 muscle (oblique) (rectus) [15.01](#)  
 eyelid [08.11](#)  
 fallopian tube [66.11](#)  
 fascia [83.21](#)  
 fetus [75.33](#)  
 gallbladder [51.12](#)  
 closed (endoscopic) [51.14](#)  
 open [51.13](#)  
 percutaneous (needle) [51.12](#)  
 ganglion (cranial) (peripheral) NEC [04.11](#)  
 closed [04.11](#)  
 open [04.12](#)  
 percutaneous (needle) [04.11](#)  
 sympathetic nerve [05.11](#)  
 gum [24.11](#)  
 heart [37.25](#)  
 hypophysis --*see also* Biopsy, pituitary  
 gland [07.15](#)  
 ileum [45.14](#)  
 brush [45.14](#)  
 closed (endoscopic) [45.14](#)  
 open [45.15](#)  
 intestine NEC [45.27](#)  
 large [45.25](#)  
 brush [45.25](#)  
 closed (endoscopic) [45.25](#)  
 open [45.26](#)  
 small [45.14](#)  
 brush [45.14](#)  
 closed (endoscopic) [45.14](#)  
 open [45.15](#)  
 intra- abdominal mass [54.24](#)  
 closed [54.24](#)  
 percutaneous (needle) [54.24](#)  
 iris [12.22](#)  
 jejunum [45.14](#)  
 brush [45.14](#)  
 closed (endoscopic) [45.14](#)  
 open [45.15](#)  
 joint structure (aspiration) [80.30](#)  
 ankle [80.37](#)

Biopsy - joint structure ---Cont.

elbow [80.32](#)  
 foot and toe [80.38](#)  
 hand and finger [80.34](#)  
 hip [80.35](#)  
 knee [80.36](#)  
 shoulder [80.31](#)  
 specified site NEC [80.39](#)  
 spine [80.39](#)  
 wrist [80.33](#)  
 kidney [55.23](#)  
   closed [55.23](#)  
   open [55.24](#)  
   percutaneous (aspiration) (needle) [55.23](#)  
 labia [71.11](#)  
 lacrimal  
   gland [09.11](#)  
   sac [09.12](#)  
 larynx [31.43](#)  
   brush [31.43](#)  
   closed (endoscopic) [31.43](#)  
   open [31.45](#)  
 lip [27.23](#)  
 liver [50.11](#)  
   closed [50.11](#)  
   laparoscopic [50.14](#)  
   open [50.12](#)  
   percutaneous (aspiration) (needle) [50.11](#)  
   transjugular [50.13](#)  
   transvenous [50.13](#)  
 lung NEC [33.27](#)  
   brush [33.24](#)  
   closed (percutaneous) (needle) [33.26](#)  
     brush [33.24](#)  
     endoscopic [33.27](#)  
       brush [33.24](#)  
   endoscopic [33.27](#)  
     brush [33.24](#)  
   open [33.28](#)  
   transbronchial [33.27](#)  
   transthoracic [33.26](#)  
   thoroscopic [33.20](#)  
 lymphatic structure (channel) (node)  
   (vessel) [40.11](#)  
 mediastinum NEC [34.25](#)  
   closed [34.25](#)  
   open [34.26](#)  
   percutaneous (needle) [34.25](#)  
 meninges (cerebral) NEC [01.11](#)  
   closed [01.11](#)  
   open [01.12](#)  
   percutaneous (needle) [01.11](#)  
   spinal [03.32](#)  
 mesentery [54.23](#)  
 mouth NEC [27.24](#)  
 muscle [83.21](#)  
   extraocular [15.01](#)

Biopsy - muscle ---Cont.

ocular [15.01](#)  
 nasopharynx [29.12](#)  
 nerve (cranial) (peripheral) NEC [04.11](#)  
   closed [04.11](#)  
   open [04.12](#)  
   percutaneous (needle) [04.11](#)  
   sympathetic [05.11](#)  
 nose, nasal [21.22](#)  
 sinus [22.11](#)  
   closed (endoscopic) (needle) [22.11](#)  
   open [22.12](#)  
 ocular muscle or tendon [15.01](#)  
 omentum  
   closed [54.24](#)  
   open [54.23](#)  
   percutaneous (needle) [54.24](#)  
 orbit [16.23](#)  
   by aspiration [16.22](#)  
 ovary [65.12](#)  
   by aspiration [65.11](#)  
   laparoscopic [65.13](#)  
 palate (bony) [27.21](#)  
   soft [27.22](#)  
 pancreas [52.11](#)  
   closed (endoscopic) [52.11](#)  
   open [52.12](#)  
   percutaneous (aspiration) (needle) [52.11](#)  
 pancreatic duct [52.14](#)  
   closed (endoscopic) [52.14](#)  
 parathyroid gland [06.13](#)  
 penis [64.11](#)  
 perianal tissue [49.22](#)  
 pericardium [37.24](#)  
 periprostic [60.15](#)  
 perirectal tissue [48.26](#)  
 perirenal tissue [59.21](#)  
 peritoneal implant  
   closed [54.24](#)  
   open [54.23](#)  
   percutaneous (needle) [54.24](#)  
 peritoneum  
   closed [54.24](#)  
   open [54.23](#)  
   percutaneous (needle) [54.24](#)  
 periurethral tissue [58.24](#)  
 perivesical tissue [59.21](#)  
 pharynx, pharyngeal [29.12](#)  
 pineal gland [07.17](#)  
 pituitary gland [07.15](#)  
   transfrontal approach [07.13](#)  
   transsphenoidal approach [07.14](#)  
 pleura, pleural [34.24](#)  
 thoracoscopic [34.20](#)  
 prostate NEC [60.11](#)  
   closed (transurethral) [60.11](#)  
   open [60.12](#)  
   percutaneous (needle) [60.11](#)  
   transrectal [60.11](#)

## Biopsy---Cont.

- rectum [48.24](#)
  - brush [48.24](#)
  - closed (endoscopic) [48.24](#)
  - open [48.25](#)
- retroperitoneal tissue [54.24](#)
- salivary gland or duct [26.11](#)
  - closed (needle) [26.11](#)
  - open [26.12](#)
- scrotum [61.11](#)
- seminal vesicle NEC [60.13](#)
  - closed [60.13](#)
  - open [60.14](#)
  - percutaneous (needle) [60.13](#)
- sigmoid colon [45.25](#)
  - brush [45.25](#)
  - closed (endoscopic) [45.25](#)
  - open [45.26](#)
- sinus, nasal [22.11](#)
  - closed (endoscopic) (needle) [22.11](#)
  - open [22.12](#)
- skin (punch) [86.11](#)
- skull [01.15](#)
- soft palate [27.22](#)
- soft tissue NEC [83.21](#)
- spermatic cord [63.01](#)
- sphincter of Oddi [51.14](#)
  - closed (endoscopic) [51.14](#)
  - open [51.13](#)
- spinal cord (meninges) [03.32](#)
- spleen [41.32](#)
  - closed [41.32](#)
  - open [41.33](#)
  - percutaneous (aspiration) (needle) [41.32](#)
- stomach [44.14](#)
  - brush [44.14](#)
  - closed (endoscopic) [44.14](#)
  - open [44.15](#)
- subcutaneous tissue (punch) [86.11](#)
- supraglottic mass [29.12](#)
- sympathetic nerve [05.11](#)
- tendon [83.21](#)
  - extraocular [15.01](#)
  - ocular [15.01](#)
- testis NEC [62.11](#)
  - closed [62.11](#)
  - open [62.12](#)
  - percutaneous (needle) [62.11](#)
- thymus [07.16](#)
- thyroid gland NEC [06.11](#)
  - closed [06.11](#)
  - open [06.12](#)
  - percutaneous (aspiration) (needle) [06.11](#)
- tongue [25.01](#)
  - closed (needle) [25.01](#)
  - open [25.02](#)

## Biopsy---Cont.

- tonsil [28.11](#)
- trachea [31.44](#)
  - brush [31.44](#)
  - closed (endoscopic) [31.44](#)
  - open [31.45](#)
- tunica vaginalis [61.11](#)
- umbilicus [54.22](#)
- ureter [56.33](#)
  - closed (percutaneous) [56.32](#)
  - endoscopic [56.33](#)
  - open [56.34](#)
  - transurethral [56.33](#)
- urethra [58.23](#)
- uterus, uterine (endometrial) [68.16](#)
  - by
    - aspiration curettage [69.59](#)
    - dilation and curettage [69.09](#)
    - closed (endoscopic) [68.16](#)
    - ligaments [68.15](#)
    - closed (endoscopic) [68.15](#)
    - open [68.14](#)
    - open [68.13](#)
- uvula [27.22](#)
- vagina [70.24](#)
- vas deferens [63.01](#)
- vein (any site) [38.21](#)
- vulva [71.11](#)
- BiPAP [93.90](#)
  - delivered by
    - endotracheal tube --see category [96.7](#)
    - tracheostomy --see category [96.7](#)
- BIS (bispectral index) monitoring [00.94](#) [[89.14](#)]
- Bischoff operation
  - (ureteroneocystostomy) [56.74](#)
- Bisection --see also Excision
  - hysterectomy [68.39](#)
  - laparoscopic [68.31](#)
- ovary [65.29](#)
  - laparoscopic [65.25](#)
  - stapes foot plate [19.19](#)
  - with incus replacement [19.11](#)
- Bischoff operation (spinal myelotomy) [03.29](#)
- Blalock operation (systemic- pulmonary anastomosis) [39.0](#)
- Blalock-Hanlon operation (creation of atrial septal defect) [35.42](#)
- Blalock-Taussig operation
  - (subclavian- pulmonary anastomosis) [39.0](#)
- Blascovic operation (resection and advancement of levator palpebrae superioris) [08.33](#)
- Blepharectomy [08.20](#)
- Blepharoplasty --see also Reconstruction, eyelid [08.70](#)
  - extensive [08.44](#)

Blepharorrhaphy [08.52](#)  
 division or severing [08.02](#)  
 Blepharotomy [08.09](#)  
 Blind rehabilitation therapy NEC [93.78](#)  
 Block  
   caudal --see Injection, spinal celiac ganglion or plexus [05.31](#)  
   dissection  
     breast  
       bilateral [85.46](#)  
       unilateral [85.45](#)  
     bronchus [32.6](#)  
     larynx [30.3](#)  
     lymph nodes [40.50](#)  
     neck [40.40](#)  
     vulva [71.5](#)  
   epidural, spinal --see Injection, spinal gasserian ganglion [04.81](#)  
   intercostal nerves [04.81](#)  
   intrathecal --see injection, spinal nerve (cranial) (peripheral) NEC [04.81](#)  
   paravertebral stellate ganglion [05.31](#)  
   peripheral nerve [04.81](#)  
   spinal nerve root (intrathecal)  
     --see Injection, spinal stellate (ganglion) [05.31](#)  
   subarachnoid, spinal --see Injection, spinal sympathetic nerve [05.31](#)  
   trigeminal nerve [04.81](#)  
 Blood  
   flow study, Doppler- type (ultrasound)  
     --see Ultrasonography  
   patch, spine (epidural) [03.95](#)  
   transfusion  
     antihemophilic factor [99.06](#)  
     autologous  
       collected prior to surgery [99.02](#)  
       intraoperative [99.00](#)  
       perioperative [99.00](#)  
       postoperative [99.00](#)  
       previously collected [99.02](#)  
       salvage [99.00](#)  
     blood expander [99.08](#)  
     blood surrogate [99.09](#)  
     coagulation factors [99.06](#)  
     exchange [99.01](#)  
     granulocytes [99.09](#)  
     hemodilution [99.03](#)  
     other substance [99.09](#)  
     packed cells [99.04](#)  
     plasma [99.07](#)  
     platelets [99.05](#)  
     serum, other [99.07](#)  
     thrombocytes [99.05](#)  
 Blount operation  
   femoral shortening (with blade plate) [78.25](#)  
   by epiphyseal stapling [78.25](#)  
 Boari operation (bladder flap) [56.74](#)  
 Bobb operation (cholelithotomy) [51.04](#)

Bone  
   age studies [88.33](#)  
   mineral density study [88.98](#)  
 Bonney operation (abdominal hysterectomy) [68.49](#)  
   laparoscopic [68.41](#)  
 Borthen operation (iridotaxis) [12.63](#)  
 Bost operation  
   plantar dissection [80.48](#)  
   radiocarpal fusion [81.26](#)  
 Bosworth operation  
   arthroplasty for acromioclavicular separation [81.83](#)  
   fusion of posterior lumbar and lumbosacral spine [81.08](#)  
   for pseudarthrosis [81.38](#)  
   Resection of radial head ligaments (for tennis elbow) [80.92](#)  
   shelf procedure, hip [81.40](#)  
 Bottle repair of hydrocele, tunica-vaginalis [61.2](#)  
 Boyd operation (hip disarticulation) [84.18](#)  
 Brachytherapy  
   intravascular [92.27](#)  
 Brauer operation (cardiolysis) [37.10](#)  
 Breech extraction --see Extraction, breech  
 Bricker operation (ileoureterostomy) [56.51](#)  
 Brisement (force) [93.26](#)  
 Bristow operation (repair of shoulder dislocation) [81.82](#)  
 Brock operation (pulmonary valvotomy) [35.03](#)  
 Brockman operation (soft tissue release for clubfoot) [83.84](#)  
 Bronchogram, bronchography [87.32](#)  
   endotracheal [87.31](#)  
   transcricoid [87.32](#)  
 Bronchoplasty [33.48](#)  
 Bronchorrhaphy [33.41](#)  
 Bronchoscopy NEC [33.23](#)  
   with biopsy [33.24](#)  
     lung [33.27](#)  
       brush [33.24](#)  
       fiberoptic [33.22](#)  
       with biopsy [33.24](#)  
       lung [33.27](#)  
       brush [33.24](#)  
     through tracheostomy [33.21](#)  
       with biopsy [33.24](#)  
       lung [33.27](#)  
       brush [33.24](#)  
 Bronchspirometry [89.38](#)  
 Bronchostomy [33.0](#)  
   closure [33.42](#)  
 Bronchotomy [33.0](#)  
 Browne (- Denis) operation  
   (hypospadias repair) [58.45](#)  
 Brunshwig operation (temporary gastrostomy) [43.19](#)

- Buckling, scleral [14.49](#)  
 with  
   air tamponade [14.49](#)  
   implant (silicone) (vitreous) [14.41](#)  
   resection of sclera [14.49](#)  
   vitrectomy [14.49](#)  
   vitreous implant (silicone) [14.41](#)
- Bunionectomy (radical) [77.59](#)  
 with  
   arthrodesis [77.52](#)  
   osteotomy of first metatarsal [77.51](#)  
   resection of joint with prosthetic  
     implant [77.59](#)  
   soft tissue correction NEC [77.53](#)
- Bunnell operation (tendon transfer) [82.56](#)
- Burch procedure (retropubic urethral  
 suspension for urinary stress  
 incontinence) [59.5](#)
- Burgess operation (amputation of ankle) [84.14](#)
- Burn dressing [93.57](#)
- Burr holes [01.24](#)
- Bursectomy [83.5](#)  
 hand [82.31](#)
- Bursocentesis [83.94](#)  
 hand [82.92](#)
- Bursotomy [83.03](#)  
 hand [83.03](#)
- Burying of fimbriae in uterine wall [66.97](#)
- Bypass  
 abdominal - coronary artery [36.17](#)  
 aortocoronary (catheter stent) (with  
 prosthesis) (with saphenous vein  
 graft) (with vein graft) [36.10](#)  
 one coronary vessel [36.11](#)  
 two coronary vessels [36.12](#)  
 three coronary vessels [36.13](#)  
 four coronary vessels [36.14](#)  
 arterial (graft) (mandril grown graft)  
 (vein graft) NEC [39.29](#)  
 carotid- cerebral [39.28](#)  
 carotid- vertebral [39.28](#)  
 extracranial- intracranial [EC- IC] [39.28](#)  
 intra- abdominal NEC [39.26](#)  
 intrathoracic NEC [39.23](#)  
 peripheral NEC [39.29](#)  
 cardiopulmonary [39.61](#)  
 open [39.61](#)  
 percutaneous (closed) [39.66](#)  
 carotid- cerebral [39.28](#)  
 carotid- vertebral [39.28](#)  
 coronary --see also Bypass,  
   aortocoronary [36.10](#)  
 extracranial- intracranial [EC- IC]  
[39.28](#)  
 gastric [44.39](#)  
 high [44.31](#)  
 laparoscopic [44.38](#)  
 Printen and Mason [44.31](#)
- Bypass ---Cont.  
 gastroduodenostomy (jaboutlay's) [44.39](#)  
 laparoscopic [44.38](#)  
 percutaneous [endoscopic] [44.32](#)  
 gastroenterostomy [44.39](#)  
 laparoscopic [44.38](#)  
 gastroepiploic - coronary artery [36.17](#)  
 gastrogastrostomy [44.39](#)  
 laparoscopic [44.38](#)  
 graft, pressurized treatment [00.16](#)  
 heart- lung (complete) (partial) [39.61](#)  
 open [39.61](#)  
 percutaneous (closed) [39.66](#)  
 high gastric [44.31](#)  
 ileo- jejunal [45.91](#)  
 internal mammary- coronary artery  
 (single) [36.13](#)  
 double vessel [36.16](#)  
 jejunal- ileum [45.91](#)  
 pulmonary [39.61](#)  
 open [39.61](#)  
 percutaneous (closed) [39.66](#)  
 shunt  
 intestine  
   large- to- large [45.94](#)  
   small- to- large [45.93](#)  
   small- to- small [45.91](#)  
 stomach [44.39](#)  
 high gastric [44.31](#)  
 laparoscopic [44.38](#)  
 terminal ileum [45.93](#)  
 vascular (arterial) (graft) (mandril grown  
 graft) (vein graft) NEC [39.29](#)  
 aorta- carotid- brachial [39.22](#)  
 aorta- iliac- femoral [39.25](#)  
 aorta- renal [39.24](#)  
 aorta- subclavian- carotid [39.22](#)  
 aortic- superior mesenteric [39.26](#)  
 aortocarotid [39.22](#)  
 aortoceliac [39.26](#)  
 aortocoronary --see also Bypass,  
   aortocoronary [36.10](#)  
 aortofemoral [39.25](#)  
 aortofemoral- popliteal [39.25](#)  
 aortoiliac [39.25](#)  
   to popliteal [39.25](#)  
 aortiliofemoral [39.25](#)  
 aortomesenteric [39.26](#)  
 aortopopliteal [39.25](#)  
 aortorenal [39.24](#)  
 aortosubclavian [39.22](#)  
 axillary- brachial [39.29](#)  
 axillary- femoral (superficial) [39.29](#)  
 axillofemoral (superficial) [39.29](#)  
 carotid- cerebral [39.28](#)  
 carotid- vertebral [39.28](#)  
 carotid to subclavian artery [39.22](#)  
 common hepatic- common iliac- renal  
[39.26](#)

Bypass---*Cont.*

coronary --*see also* Bypass,  
aortocoronary [36.10](#)  
extracranial- intracranial [EC- IC] [39.28](#)  
femoral- femoral [39.29](#)  
femoroperoneal [39.29](#)  
femoropopliteal (reversed saphenous  
vein) (saphenous) [39.29](#)  
femorotibial (anterior) (posterior) [39.29](#)  
iliofemoral [39.25](#)  
ilioiliac [39.26](#)  
internal mammary- coronary  
artery (single) [36.15](#)  
double vessel [36.16](#)  
intra- abdominal (arterial) NEC [39.26](#)  
venous NEC [39.1](#)  
intrathoracic NEC [39.23](#)  
peripheral artery NEC [39.29](#)  
popliteal- tibial [39.29](#)  
renal artery [39.24](#)  
splenorenal (venous) [39.1](#)  
arterial [39.26](#)  
subclavian- axillary [39.29](#)  
subclavian- carotid [39.22](#)  
subclavian- subclavian [39.22](#)  
Y graft to renal arteries [39.24](#)

## C

- Caldwell operation (sulcus extension) [24.91](#)  
 Caldwell-Luc operation (maxillary sinusotomy) [22.39](#)  
   with removal of membrane lining [22.31](#)  
 Calibration, urethra [89.29](#)  
 Calicectomy (renal) [55.4](#)  
 Callander operation (knee disarticulation) [84.16](#)  
 Caloric test, vestibular function [95.44](#)  
 Calycectomy (renal) [55.4](#)  
 Calyco-ileoneocystostomy [55.86](#)  
 Calycotomy (renal) [55.11](#)  
 Campbell operation  
   bone block, ankle [81.11](#)  
   fasciotomy (iliac crest) [83.14](#)  
   reconstruction of anterior cruciate ligament [81.45](#)  
 Campimetry [95.05](#)  
 Canaliculodacryocystorhinostomy [09.81](#)  
 Canaliculoplasty [09.73](#)  
 Canaliculorhinostomy [09.81](#)  
 Canaloplasty, external auditory meatus [18.6](#)  
 Cannulation --see also Insertion, catheter  
   ampulla of Vater [51.99](#)  
   antrum [22.01](#)  
   arteriovenous [39.93](#)  
   artery [38.91](#)  
   caval- mesenteric vein [39.1](#)  
   cisterna chyli [40.61](#)  
   Eustachian tube [20.8](#)  
   lacrimal apparatus [09.42](#)  
   lymphatic duct, left (thoracic) [40.61](#)  
   nasal sinus (by puncture) [22.01](#)  
     through natural ostium [22.02](#)  
   pancreatic duct [52.92](#)  
     by retrograde endoscopy (ERP) [52.93](#)  
   renoportal [39.1](#)  
   sinus (nasal) (by puncture) [22.01](#)  
     through natural ostium [22.02](#)  
   splenorenal (venous) [39.1](#)  
     arterial [39.26](#)  
   thoracic duct (cervical approach) (thoracic approach) [40.61](#)  
 Cannulization --see Cannulation  
 Canthocystostomy [09.82](#)  
 Canthoplasty [08.59](#)  
 Canthorrhaphy [08.52](#)  
   division or severing [08.02](#)  
 Canthotomy [08.51](#)  
 Capsulectomy  
   joint --see also Arthroectomy [80.90](#)  
   kidney [55.91](#)  
   lens [13.65](#)  
     with extraction of lens [13.51](#)  
   ovary ---Cont.  
     ovary [65.29](#)  
     laparoscopic [65.25](#)  
   Capsulo-iridectomy [13.65](#)  
 Capsuloplasty --see Arthroplasty  
 Capsulorrhaphy [81.96](#)  
   with arthroplasty --see Arthroplasty  
   ankle [81.94](#)  
   foot [81.94](#)  
   lower extremity NEC [81.95](#)  
   upper extremity [81.93](#)  
 Capsulotomy  
   joint --see also Division, joint capsule [80.40](#)  
     for claw toe repair [77.57](#)  
   lens [13.64](#)  
   with  
     discission of lens [13.2](#)  
     removal of foreign body [13.02](#)  
     by magnet extraction [13.01](#)  
 Cardiac  
   mapping [37.27](#)  
   massage (external) (closed chest) [99.63](#)  
   open chest [37.91](#)  
   retraining [93.36](#)  
 Cardiac support device (CSD) [37.41](#)  
 Cardiectomy (stomach) [43.5](#)  
 Cardiocentesis [37.0](#)  
 Cardiography --see also Angiocardiology [88.50](#)  
 Cardiolysis [37.10](#)  
 Cardiomyopexy [36.39](#)  
 Cardiomyotomy [42.7](#)  
 Cardio-omentopexy [36.39](#)  
 Cardiopericardiopexy [36.39](#)  
 Cardioplasty (stomach and esophagus) [44.65](#)  
   stomach alone [44.66](#)  
   laparoscopic [44.67](#)  
 Cardioplegia [39.63](#)  
 Cardiopneumopexy [36.39](#)  
 Cardiorrhaphy [37.49](#)  
 Cardioschisis [37.12](#)  
 Cardiosplenopexy [36.39](#)  
 Cardiotomy (exploratory) [37.11](#)  
 Cardiovalvulotomy --see Valvulotomy, heart  
 Cardioversion (external) [99.62](#)  
   atrial [99.61](#)  
**CardioWest™ Total Temporary Artificial Heart (TAH- t)** [37.52](#)  
 Carotid pulse tracing with ECG lead [89.56](#)  
 Carpectomy (partial) [77.84](#)  
   total [77.94](#)  
 Carroll and Taber arthroplasty (proximal interphalangeal joint) [81.72](#)

- Casting (for immobilization) NEC [93.53](#)  
with fracture- reduction --see Reduction, fracture
- Castration  
female (oophorectomy, bilateral) [65.51](#)  
laparoscopic [65.53](#)  
male [62.41](#)
- C.A.T. (computerized axial tomography) --see also Scan, C.A.T. [88.38](#)
- Catheterization --see also Insertion, catheter  
arteriovenous [39.93](#)  
artery [38.91](#)  
bladder, indwelling [57.94](#)  
percutaneous (cystostomy) [57.17](#)  
suprapubic NEC [57.18](#)  
bronchus [96.05](#)  
with lavage [96.56](#)  
cardiac (right) [37.21](#)  
combined left and right [37.23](#)  
left [37.22](#)  
combined with right heart [37.23](#)  
right [37.21](#)  
combined with left heart [37.23](#)  
central venous NEC [38.93](#)  
peripherally inserted central catheter (PICC) [38.93](#)  
chest [34.04](#)  
revision (with lysis of adhesions) [34.04](#)  
thoroscopic [34.06](#)  
thoroscopic [34.06](#)  
Eustachian tube [20.8](#)  
heart (right) [37.21](#)  
combined left and right [37.23](#)  
left [37.22](#)  
combined with right heart [37.23](#)  
right [37.21](#)  
combined with left heart [37.23](#)  
hepatic vein [38.93](#)  
inferior vena cava [38.93](#)  
intercostal space (with water seal), for drainage [34.04](#)  
revision (with lysis of adhesions) [34.04](#)  
thoroscopic [34.06](#)  
thoroscopic [34.06](#)  
lacrimonasal duct [09.44](#)  
laryngeal [96.05](#)  
nasolacrimal duct [09.44](#)  
pancreatic cyst [52.01](#)  
renal vein [38.93](#)  
Swan- Ganz (pulmonary) [89.64](#)  
transtracheal for oxygenation [31.99](#)  
umbilical vein [38.92](#)  
ureter (to kidney) [59.8](#)  
for retrograde pyelogram [87.74](#)  
urethra, indwelling [57.94](#)  
vein NEC [38.93](#)  
for renal dialysis [38.95](#)
- Cattell operation (herniorrhaphy) [53.51](#)
- Cauterization --see also Destruction, lesion, by site  
anus NEC [49.39](#)  
endoscopic [49.31](#)  
Bartholin's gland [71.24](#)  
broad ligament [69.19](#)  
bronchus [32.09](#)  
endoscopic [32.01](#)  
canaliculi [09.73](#)  
cervix [67.32](#)  
chalazion [08.25](#)  
choroid plexus [02.14](#)  
conjunctiva [10.33](#)  
lesion [10.32](#)  
cornea (fistula) (ulcer) [11.42](#)  
ear, external [18.29](#)  
endometrial implant --see Excision, lesion, by site  
entropion [08.41](#)  
esophagus [42.39](#)  
endoscopic [42.33](#)  
eyelid [08.25](#)  
for entropion or ectropion [08.41](#)  
fallopian tube [66.61](#)  
by endoscopy (hysteroscopy) (laparoscopy) [66.29](#)  
hemorrhoids [49.43](#)  
iris [12.41](#)  
lacrimal gland [09.21](#)  
punctum [09.72](#)  
for eversion [09.71](#)  
sac [09.6](#)  
larynx [30.09](#)  
liver [50.29](#)  
lung [32.29](#)  
endoscopic [32.28](#)  
meibomian gland [08.25](#)  
nose, for epistaxis (with packing) [21.03](#)  
ovary [65.29](#)  
laparoscopic [65.25](#)  
palate (bony) [27.31](#)  
pannus (superficial) [11.42](#)  
pharynx [29.39](#)  
punctum, lacrimal [09.72](#)  
for eversion [09.71](#)  
rectum [48.32](#)  
radical [48.31](#)  
round ligament [69.19](#)  
sclera [12.84](#)  
with iridectomy [12.62](#)  
skin [86.3](#)  
subcutaneous tissue [86.3](#)  
tonsillar fossa [28.7](#)  
urethra [58.39](#)  
endoscopic [58.31](#)  
uterosacral ligament [69.19](#)  
uterotubal ostia [66.61](#)  
uterus [68.29](#)



- Cauterization ---*Cont.*  
 vagina [70.33](#)  
 vocal cords [30.09](#)  
 vulva [71.3](#)
- Cavernoscopy [34.21](#)
- Cavernostomy [33.1](#)
- Cavernotomy, kidney [55.39](#)
- Cavography (inferior vena cava) [88.51](#)
- CCM (implantation of cardiac contractility modulation)  
 rechargeable pulse generator only [17.52](#)  
 total system [17.51](#)
- Ceectomy (with resection of terminal ileum)  
 laparoscopic [17.32](#)  
 open and other [45.72](#)
- Cecil operation (urethral reconstruction) [58.46](#)
- Cecocoloplicopexy [46.63](#)
- Cecocolostomy [45.94](#)
- Cecofixation [46.64](#)
- Ceco-ileostomy [45.93](#)
- Cecopexy [46.64](#)
- Cecoplication [46.62](#)
- Cecorrhaphy [46.75](#)
- Cecosigmoidostomy [45.94](#)
- Cecostomy (tube)--*see also* Colostomy [46.10](#)
- Cecotomy [45.03](#)
- Celiocentesis [54.91](#)
- Celioscopy [54.21](#)
- Celiotomy, exploratory [54.11](#)
- Cell block and Papanicolaou smear  
 --*see* Examination, microscopic
- CentriMag® acute circulatory support device [37.62](#)
- Cephalogram [87.17](#)  
 dental [87.12](#)  
 orthodontic [87.12](#)
- Cephalometry, cephalometrics [87.17](#)  
 echo [88.78](#)  
 orthodontic [87.12](#)  
 ultrasound (sonar) [88.78](#)  
 x- ray [87.81](#)
- Cephalotomy, fetus [73.8](#)
- Cerclage  
 anus [49.72](#)  
 cervix [67.51](#)  
   transabdominal [67.51](#)  
   transvaginal [67.59](#)  
 isthmus uteri (cervix) [67.59](#)  
 retinal reattachment --*see also* Buckling, scleral [14.49](#)  
 sclera --*see also* Buckling, scleral [14.49](#)
- Cervicectomy (with synchronous colporrhaphy) [67.4](#)
- Cervicoplasty [67.69](#)
- Cesarean section [74.99](#)  
 classical [74.0](#)  
 corporeal [74.0](#)  
 extraperitoneal [74.2](#)  
 fundal [74.0](#)  
 laparotrachelotomy [74.1](#)  
 Latzko [74.2](#)  
 low cervical [74.1](#)  
 lower uterine segment [74.1](#)  
 peritoneal exclusion [74.4](#)  
 specified type NEC [74.4](#)  
 supravascular [74.2](#)  
 transperitoneal [74.4](#)  
   classical [74.0](#)  
   low cervical [74.1](#)  
 upper uterine segment [74.0](#)  
 vaginal [74.4](#)  
 Waters [74.2](#)
- Chamberlain procedure --*see* Mediastinotomy
- Chandler operation (hip fusion) [81.21](#)
- Change --*see also* Replacement  
 cast NEC [97.13](#)  
   lower limb [97.12](#)  
   upper limb [97.11](#)  
 cystostomy catheter or tube [59.94](#)  
 gastrostomy tube [97.02](#)  
 length  
   bone --*see* either category [78.2](#) Shortening,  
   bone or category [78.3](#) Lengthening,  
   bone  
   muscle [83.85](#)  
   hand [82.55](#)  
   tendon [83.85](#)  
   hand [82.55](#)  
 nephrostomy catheter or tube [55.93](#)  
 pyelostomy catheter or tube [55.94](#)  
 splint [97.14](#)  
 tracheostomy tube [97.23](#)  
 ureterostomy catheter or tube [55.93](#)  
 urethral catheter, indwelling [57.95](#)
- Character analysis, psychologic [94.03](#)
- Charles operation (correction of lymphedema) [40.9](#)
- Charnley operation (compression arthrodesis)  
 ankle [81.11](#)  
 hip [81.21](#)  
 knee [81.22](#)
- Cheatele-Henry operation --*see* Repair, hernia, femoral
- Check  
 automatic implantable cardioverter/defibrillator (AICD) (interrogation only) [89.49](#)  
 CRT- D (cardiac resynchronization defibrillator) (interrogation only) [89.49](#)  
 CRT- P (cardiac resynchronization pacemaker) (interrogation only) [89.45](#)

Check ---Cont.

pacemaker, artificial (cardiac)(function)  
 (interrogation only)(rate) [89.45](#)  
 amperage threshold [89.48](#)  
 artifact wave form [89.46](#)  
 electrode impedance [89.47](#)  
 voltage threshold [89.48](#)  
 vision NEC [95.09](#)  
 Cheiloplasty [27.59](#)  
 Cheilorrhaphy [27.51](#)  
 Cheilostomatoplasty [27.59](#)  
 Cheilotomy [27.0](#)  
 Chemical peel, skin [86.24](#)  
 Chemocauterization --see also Destruction,  
 lesion, by site  
     corneal epithelium [11.41](#)  
     palate [27.31](#)  
 Chemodectomy [39.8](#)  
 Chemoembolization [99.25](#)  
 Chemolysis  
     nerve (peripheral) [04.2](#)  
     spinal canal structure [03.8](#)  
 Chemoneurolysis [04.2](#)  
 Chemonucleolysis (nucleus pulposus) [80.52](#)  
 Chemopallidectomy [01.42](#)  
 Chemo peel (skin) [86.24](#)  
 Chemosurgery  
     esophagus [42.39](#)  
         endoscopic [42.33](#)  
     Mohs' [86.24](#)  
     skin (superficial) [86.24](#)  
     stomach [43.49](#)  
         endoscopic [43.41](#)  
 Chemothalamectomy [01.41](#)  
 Chemotherapy --see also Immunotherapy  
     Antabuse [94.25](#)  
     for cancer NEC [99.25](#)  
         brain wafer implantation [00.10](#)  
         CLO [17.70](#)  
         clofarabine [17.70](#)  
         CLOLAR® [17.70](#)  
         implantation of chemotherapeutic  
         agent [00.10](#)  
         interstitial implantation [00.10](#)  
         intracavitary implantation [00.10](#)  
         wafer chemotherapy [00.10](#)  
     ithium [94.22](#)  
     methadone [94.25](#)  
     palate (bony) [27.31](#)  
 Chevalier-Jackson operation  
     (partial laryngectomy) [30.29](#)  
 Child operation (radical subtotal  
 pancreatectomy) [52.53](#)  
 Cholangiocholangiostomy [51.39](#)  
 Cholangiocholecystocholedechoctomy  
     [51.22](#)  
 Cholangio-enterostomy [51.39](#)  
 Cholangiogastrostomy [51.39](#)

Cholangiogram [87.54](#)  
     endoscopic retrograde (ERC) [51.11](#)  
     intraoperative [87.53](#)  
     intravenous [87.52](#)  
     percutaneous hepatic [87.51](#)  
     transhepatic [87.53](#)  
 Cholangiography --see also  
     Cholangiogram [87.54](#)  
 Cholangiojejunostomy (intrahepatic) [51.39](#)  
 Cholangiopancreatography, endoscopic  
     retrograde (ERCP) [51.10](#)  
 Cholangiostomy [51.59](#)  
 Cholangiotomy [51.59](#)  
 Cholecystectomy (total) [51.22](#)  
     partial [51.21](#)  
         laparoscopic [51.24](#)  
     total [51.22](#)  
         laparoscopic [51.23](#)  
 Cholecystenterorrhaphy [51.91](#)  
 Cholecystoectomy [51.32](#)  
 Cholecystochoangiogram [87.59](#)  
 Cholecystocolostomy [51.32](#)  
 Cholecystoduodenostomy [51.32](#)  
 Cholecystoenterostomy (Winiwater) [51.32](#)  
 Cholecystogastrostomy [51.34](#)  
 Cholecystogram [87.59](#)  
 Cholecystoileostomy [51.32](#)  
 Cholecystojejunostomy (Roux- en- Y)  
     (with jejunojejunostomy) [51.32](#)  
 Cholecystopancreatostomy [51.33](#)  
 Cholecystopexy [51.99](#)  
 Cholecystorrhaphy [51.91](#)  
 Cholecystostomy NEC [51.03](#)  
     by trocar [51.02](#)  
 Cholecystotomy [51.04](#)  
     percutaneous [51.01](#)  
 Choledochectomy [51.63](#)  
 Choledochoduodenostomy [51.36](#)  
 Choledochenterostomy [51.36](#)  
 Choledochojejunostomy [51.36](#)  
 Choledocholithotomy [51.41](#)  
     endoscopic [51.88](#)  
 Choledocholithotripsy [51.41](#)  
     endoscopic [51.88](#)  
 Choledochopancreatostomy [51.39](#)  
 Choledochoplasty [51.72](#)  
 Choledochorrhaphy [51.71](#)  
 Choledochoscopy [51.11](#)  
 Choledochostomy [51.51](#)  
 Choledochotomy [51.51](#)  
 Cholelithotomy [51.04](#)  
 Chondrectomy [80.90](#)  
     ankle [80.97](#)  
     elbow [80.92](#)  
     foot and toe [80.98](#)  
     hand and finger [80.94](#)  
     hip [80.95](#)  
     intervertebral cartilage --see category [80.5](#)  
     knee (semilunar cartilage) [80.6](#)

- Chondrectomy---*Cont*  
 nasal (submucous) [21.5](#)  
 semilunar cartilage (knee) [80.6](#)  
 shoulder [80.91](#)  
 specified site NEC [80.99](#)  
 spine --*see* category [80.5](#)  
 wrist [80.93](#)
- Chondroplasty --*see* Arthroplasty
- Chondrostenoplasty (for pectus excavatum repair) [34.74](#)
- Chondrotomy--*see also* Division, cartilage  
[80.40](#)  
 nasal [21.1](#)
- Chopart operation (midtarsal amputation) [84.12](#)
- Chordectomy, vocal [30.22](#)
- Chordotomy (spinothalamic) (anterior) (posterior) NEC [03.29](#)  
 percutaneous [03.21](#)  
 stereotactic [03.21](#)
- Ciliarotomy [12.55](#)
- Cillectomy (ciliary body) [12.44](#)  
 eyelid margin [08.20](#)
- Cinching  
 for scleral buckling --*see also* Buckling, scleral [14.49](#)  
 ocular muscle (oblique) (rectus) [15.22](#)  
 multiple (two or more muscles) [15.4](#)
- Cineangiocardiology --*see also* Angiocardiology [88.50](#)
- Cineplasty, cineplastic prosthesis amputation --*see* Amputation  
 arm [84.44](#)  
 biceps [84.44](#)  
 extremity [84.40](#)  
 lower [84.48](#)  
 upper [84.44](#)  
 leg [84.48](#)
- Cineradiograph --*see* Radiography
- Cingulotomy (brain) (percutaneous radio- frequency) [01.32](#)
- Circumcision (male) [64.0](#)  
 female [71.4](#)
- CISH [classic infrafascial SEMM hysterectomy] [68.31](#)
- Clagett operation (closure of chest wall following open flap drainage) [34.72](#)
- Clamp and cautery, hemorrhoids [49.43](#)
- Clamping  
 aneurysm (cerebral) [39.51](#)  
 blood vessel --*see* Ligation, blood vessel  
 ventricular shunt [02.43](#)
- Clavicotomy [77.31](#)  
 fetal [73.8](#)
- Claviclectomy (partial) [77.81](#)  
 total [77.91](#)
- Clayton operation (resection of metatarsal heads and bases of phalanges) [77.88](#)
- Cleaning, wound [96.59](#)
- Clearance  
 bladder (transurethral) [57.0](#)  
 pelvic  
 female [68.8](#)  
 male [57.71](#)  
 prescalene fat pad [40.21](#)  
 renal pelvis (transurethral) [56.0](#)  
 ureter (transurethral) [56.0](#)
- Cleidotomy [77.31](#)  
 fetal [73.8](#)
- Clipping  
 aneurysm (basilar) (carotid) (cerebellar) (cerebellopontine) (communicating artery) (vertebral) [39.51](#)  
 arteriovenous fistula [39.53](#)  
 frenulum, frenum  
 labia (lips) [27.91](#)  
 lingual (tongue) [25.91](#)  
 left atrial appendage [37.36](#)  
 tip of uvula [27.72](#)
- Clitoridectomy [71.4](#)
- Clitoridotomy [71.4](#)
- Clivogram [87.02](#)
- Closure --*see also* Repair  
 abdominal wall [54.63](#)  
 delayed (granulating wound) [54.62](#)  
 secondary [54.61](#)  
 tertiary [54.62](#)  
 amputation stump, secondary [84.3](#)  
 anular disc [80.54](#)  
 with graft or prosthesis [80.53](#)  
 anulus fibrosus [80.54](#)  
 with graft or prosthesis [80.53](#)  
 aorticopulmonary fenestration(fistula) [39.59](#)  
 appendicostomy [47.92](#)  
 artificial opening  
 bile duct [51.79](#)  
 bladder [57.82](#)  
 bronchus [33.42](#)  
 common duct [51.72](#)  
 esophagus [42.83](#)  
 gallbladder [51.92](#)  
 hepatic duct [51.79](#)  
 intestine [46.50](#)  
 large [46.52](#)  
 small [46.51](#)  
 kidney [55.82](#)  
 larynx [31.62](#)  
 rectum [48.72](#)  
 stomach [44.62](#)  
 thorax [34.72](#)  
 trachea [31.72](#)  
 ureter [56.83](#)  
 urethra [58.42](#)  
 atrial septal defect --*see also* Repair, atrial septal defect [35.71](#)  
 with umbrella device(King- Mills type) [35.52](#)

Closure - atrial septal defect ---Cont.

combined with repair of valvular and ventricular septal defects --see Repair, endocardial cushion defect

bronchostomy [33.42](#)  
 cecostomy [46.52](#)  
 cholecystostomy [51.92](#)  
 cleft hand [82.82](#)  
 colostomy [46.52](#)  
 cystostomy [57.82](#)  
 diastema (alveolar) (dental) [24.8](#)  
 disrupted abdominal wall (postoperative) [54.61](#)  
 duodenostomy [46.51](#)  
 encephalocele [02.12](#)  
 endocardial cushion defect --see also Repair, endocardial cushion defect [35.73](#)  
 enterostomy [46.50](#)  
 esophagostomy [42.83](#)  
 fenestration  
     aorticopulmonary [39.59](#)  
     septal, heart --see also Repair, heart, septum [35.70](#)  
 filtering bleb, corneoscleral (post- glaucoma) [12.66](#)  
 fistula  
     abdominothoracic [34.83](#)  
     anorectal [48.73](#)  
     anovaginal [70.73](#)  
     antrobuccal [22.71](#)  
     anus [49.73](#)  
     aorticopulmonary (fenestration) [39.59](#)  
     aortoduodenal [39.59](#)  
     appendix [47.92](#)  
     biliary tract [51.79](#)  
     bladder NEC [57.84](#)  
     branchial cleft [29.52](#)  
     bronchocutaneous [33.42](#)  
     bronchoesophageal [33.42](#)  
     bronchomediastinal [34.73](#)  
     bronchopleural [34.73](#)  
     bronchopleurocutaneous [34.73](#)  
     bronchopleuromediastinal [34.73](#)  
     bronchovisceral [33.42](#)  
     bronchus [33.42](#)  
     cecosigmoidal [46.76](#)  
     cerebrospinal fluid [02.12](#)  
     cervicoaural [18.79](#)  
     cervicosigmoidal [67.62](#)  
     cervicovesical [57.84](#)  
     cervix [67.62](#)  
     cholecystocolic [51.93](#)  
     cholecystoduodenal [51.93](#)  
     cholecystoenteric [51.93](#)  
     cholecystogastric [51.93](#)  
     cholecystojejunal [51.93](#)  
     cisterna chyli [40.63](#)  
     colon [46.76](#)  
     colovaginal [70.72](#)

Closure -fistula ---Cont.

common duct [51.72](#)  
 cornea [11.49](#)  
     with lamellar graft (homograft) [11.62](#)  
     autograft [11.61](#)  
 diaphragm [34.83](#)  
 duodenum [46.72](#)  
 ear, middle [19.9](#)  
 ear drum [19.4](#)  
 enterocolic [46.74](#)  
 enterocutaneous [46.74](#)  
 enterouterine [69.42](#)  
 enterovaginal [70.74](#)  
 enterovesical [57.83](#)  
 esophagobronchial [33.42](#)  
 esophagocutaneous [42.84](#)  
 esophagopleurocutaneous [34.73](#)  
 esophagotracheal [31.73](#)  
 esophagus NEC [42.84](#)  
 fecal [46.79](#)  
 gallbladder [51.93](#)  
 gastric NEC [44.63](#)  
 gastrocolic [44.63](#)  
 gastroenterocolic [44.63](#)  
 gastroesophageal [42.84](#)  
 gastrojejunal [44.63](#)  
 gastrojejunocolic [44.63](#)  
 heart valve --see Repair, heart, valve  
 hepatic duct [51.79](#)  
 hepatopleural [34.73](#)  
 hepatopulmonary [34.73](#)  
 ileorectal [46.74](#)  
 ileosigmoidal [46.74](#)  
 ileovesical [57.83](#)  
 ileum [46.74](#)  
 in ano [49.73](#)  
 intestine [46.79](#)  
     large [46.76](#)  
     small NEC [46.74](#)  
 intestinocolonic [46.74](#)  
 intestinoureteral [56.84](#)  
 intestinouterine [69.42](#)  
 intestinovaginal [70.74](#)  
 intestinovesical [57.83](#)  
 jejunum [46.74](#)  
 kidney [55.83](#)  
 lacrimal [09.99](#)  
 laryngotracheal [31.62](#)  
 larynx [31.62](#)  
 lymphatic duct, left (thoracic) [40.63](#)  
 mastoid (antrum) [19.9](#)  
 mediastinobronchial [34.73](#)  
 mediastinocutaneous [34.73](#)  
 mouth (external) [27.53](#)  
 nasal [21.82](#)  
     sinus [22.71](#)  
 nasolabial [21.82](#)  
 nasopharyngeal [21.82](#)  
 oroantral [22.71](#)

Closure –fistula ---Cont.

- oronasal [21.82](#)
- oval window (ear) [20.93](#)
- pancreaticoduodenal [52.95](#)
- perilymph [20.93](#)
- perineorectal [48.73](#)
- perineosigmoidal [46.76](#)
- perineourethrocrotal [58.43](#)
- perineum [71.72](#)
- perirectal [48.93](#)
- pharyngoesophageal [29.53](#)
- pharynx NEC [29.53](#)
- pleura, pleural NEC [34.93](#)
- pleurocutaneous [34.73](#)
- pleuropericardial [37.49](#)
- pleuroperitoneal [34.83](#)
- pulmonoperitoneal [34.83](#)
- rectolabial [48.73](#)
- rectoureteral [56.84](#)
- rectourethral [58.43](#)
- rectovaginal [70.73](#)
- rectovesical [57.83](#)
- rectovesicovaginal [57.83](#)
- rectovulvar [48.73](#)
- rectum NEC [48.73](#)
- renal [55.83](#)
- reno- intestinal [55.83](#)
- round window [20.93](#)
- salivary (gland) (duct) [26.42](#)
- scrotum [61.42](#)
- sigmoidovaginal [70.74](#)
- sigmoidovesical [57.83](#)
- splenicocolic [41.95](#)
- stomach NEC [44.63](#)
- thoracic duct [40.63](#)
- thoracoabdominal [34.83](#)
- thoracogastric [34.83](#)
- thoracointestinal [34.83](#)
- thorax NEC [34.73](#)
- trachea NEC [31.73](#)
- tracheoesophageal [31.73](#)
- tympnic membrane --see also  
  - Tympanoplasty [19.4](#)
- umbilicourinary [57.51](#)
- ureter [56.84](#)
- ureterocervical [56.84](#)
- ureterorectal [56.84](#)
- ureterosigmoidal [56.84](#)
- ureterovaginal [56.84](#)
- ureterovesical [56.84](#)
- urethra [58.43](#)
- urethroperineal [58.43](#)
- urethroperineovesical [57.84](#)
- urethrorectal [58.43](#)
- urethrocrotal [58.43](#)
- urethrovaginal [58.43](#)
- uteroenteric [69.42](#)
- uterointestinal [69.42](#)
- uterorectal [69.42](#)

Closure –fistula ---Cont.

- uteroureteric [56.84](#)
- uterovaginal [69.42](#)
- uterovesical [57.84](#)
- vagina [70.75](#)
- vaginocutaneous [70.75](#)
- vaginoenteric [70.74](#)
- vaginoperineal [70.75](#)
- vaginovesical [57.84](#)
- vesicocervicovaginal [57.84](#)
- vesicocolic [57.83](#)
- vesicocutaneous [57.84](#)
- vesicoenteric [57.83](#)
- vesicometrorectal [57.83](#)
- vesicoperineal [57.84](#)
- vesicorectal [57.83](#)
- vesicosigmoidal [57.83](#)
- vesicosigmoidovaginal [57.83](#)
- vesicoureteral [56.84](#)
- vesicoureterovaginal [56.84](#)
- vesicourethral [57.84](#)
- vesicourethrorectal [57.83](#)
- vesicouterine [57.84](#)
- vesicovaginal [57.84](#)
- vulva [71.72](#)
- vulvorectal [48.73](#)
- foramen ovale (patent) [35.71](#)
- with
  - prosthesis(open heart technique)[35.51](#)
  - closed heart technique [35.52](#)
  - tissue graft [35.61](#)
- gastroduodenostomy [44.5](#)
- gastrojejunostomy [44.5](#)
- gastrostomy [44.62](#)
- ileostomy [46.51](#)
- jejunostomy [46.51](#)
- laceration --see also Suture, by site  
  - liver [50.61](#)
- laparotomy, delayed [54.62](#)
- meningocele (spinal) [03.51](#)
- cerebral [02.12](#)
- myelomeningocele [03.52](#)
- nephrostomy [55.82](#)
- palmar cleft [82.82](#)
- patent ductus arteriosus [38.85](#)
- pelviostomy [55.82](#)
- peptic ulcer (bleeding) (perforated) [44.40](#)
- perforation
  - ear drum--see also Tympanoplasty [19.4](#)
  - esophagus [42.82](#)
  - nasal septum [21.88](#)
  - tympnic membrane --see also  
    - Tympanoplasty [19.4](#)
- proctostomy [48.72](#)
- punctum, lacrimal (papilla) [09.91](#)
- pyelostomy [55.82](#)
- rectostomy [48.72](#)
- septum defect (heart) --see also Repair,  
  - heart, septum [35.70](#)

Closure ---*Cont.*

sigmoidostomy [46.52](#)  
 skin (V-Y type) [86.59](#)  
 stoma  
     bile duct [51.79](#)  
     bladder [57.82](#)  
     bronchus [33.42](#)  
     common duct [51.72](#)  
     esophagus [42.83](#)  
     gallbladder [51.92](#)  
     hepatic duct [51.79](#)  
     intestine [46.50](#)  
         large [46.52](#)  
         small [46.51](#)  
     kidney [55.82](#)  
     larynx [31.62](#)  
     rectum [48.72](#)  
     stomach [44.62](#)  
     thorax [34.72](#)  
     trachea [31.72](#)  
     ureter [56.83](#)  
     urethra [58.42](#)  
 thoracostomy [34.72](#)  
 tracheostomy [31.72](#)  
 ulcer (bleeding) (peptic) (perforated) [44.40](#)  
     duodenum [44.42](#)  
     gastric [44.41](#)  
     intestine (perforated) [46.79](#)  
     skin [86.59](#)  
     stomach [44.41](#)  
 ureterostomy [56.83](#)  
 urethrostomy [58.42](#)  
 vagina [70.8](#)  
 vascular  
     percutaneous puncture --*omit code*  
 vesicostomy [57.22](#)  
 wound --*see also* Suture, by site  
     with graft --*see* Graft  
     with tissue adhesive [86.59](#)

Coagulation, electrocoagulation --*see also*  
 Destruction,lesion, by site  
 aneurysm (cerebral) (peripheral vessel)  
     [39.52](#)  
 arteriovenous fistula [39.53](#)  
 brain tissue (incremental) (radiofrequency)  
     [01.59](#)  
 broad ligament [69.19](#)  
 cervix [67.32](#)  
 ear  
     external [18.29](#)  
     inner [20.79](#)  
     middle [20.51](#)  
 fallopian tube [66.61](#)  
 gasserian ganglion [04.05](#)  
 nose, for epistaxis (with packing) [21.03](#)  
 ovary [65.29](#)  
     laparoscopic [65.25](#)  
 pharynx (by diathermy) [29.39](#)  
 prostatic bed [60.94](#)

Coagulation, electrocoagulation ---*Cont.*

rectum (polyp) [48.32](#)  
     radical [48.31](#)  
 retina (for)  
     destruction of lesion [14.21](#)  
     reattachment [14.51](#)  
     repair for tear [14.31](#)  
 round ligament [69.19](#)  
 semicircular canals [20.79](#)  
 spinal cord (lesion) [03.4](#)  
 urethrovaginal junction,transurethral [57.49](#)  
 uterosacral ligament [69.19](#)  
 uterus [68.29](#)  
 vagina [70.33](#)  
 vulva [71.3](#)

Coating, aneurysm of brain [39.52](#)  
 Cobalt-60 therapy (treatment) [92.23](#)  
 Coccygectomy (partial) [77.89](#)  
     total [77.99](#)  
 Coccygotomy [77.39](#)  
 "Cocked hat" procedure (metacarpal  
     lengthening and transfer of local flap) [82.69](#)

Cockett operation (varicose vein)  
     lower limb [38.59](#)  
     upper limb [38.53](#)

Cody tack (perforation of footplate) [19.0](#)  
 Coffey operation (uterine suspension)  
     (Meig's modification) [69.22](#)

Cole operation (anterior tarsal wedge  
     osteotomy) [77.28](#)

Colectomy (partial) (segmental) (subtotal)  
     cecum (with terminal ileum)  
         laparoscopic [17.32](#)  
         open and other [45.72](#)  
     laparoscopic [17.39](#)  
     left (Hartmann) (lower) (radical)  
         laparoscopic [17.35](#)  
         open and other [45.75](#)  
     multiple segmental  
         laparoscopic [17.31](#)  
         open and other [45.71](#)  
     open and other [45.79](#)  
     right (radical)  
         laparoscopic [17.33](#)  
         open and other [45.73](#)  
     sigmoid  
         laparoscopic [17.36](#)  
         open and other [45.76](#)  
     terminal ileum with cecum  
         laparoscopic [17.32](#)  
         open and other [45.72](#)  
     total  
         laparoscopic [45.81](#)  
         open [45.82](#)  
         other [45.83](#)  
         unspecified [45.83](#)  
     transverse  
         laparoscopic [17.34](#)  
         open and other [45.74](#)

- Collapse, lung, surgical [33.39](#)  
 by  
   destruction of phrenic nerve [33.31](#)  
   pneumoperitoneum [33.33](#)  
   pneumothorax, artificially- induced [33.32](#)  
   thoracoplasty [33.34](#)
- Collection, sperm for artificial insemination [99.96](#)
- Collis-Nissen operation (hiatal hernia repair with esophagogastroplasty) [53.80](#)
- Colocentesis [45.03](#)
- Colocolostomy [45.94](#)  
 proximal to distal segment [45.79](#)
- Colocystoplasty [57.87](#) [[45.52](#)]
- Colofixation [46.64](#)
- Coloileotomy [45.00](#)
- Colonna operation  
 adductor tenotomy (first stage) [83.12](#)  
 hip arthroplasty (second stage) [81.40](#)  
 reconstruction of hip (second stage) [81.40](#)
- Colonoscopy [45.23](#)  
 with  
   biopsy [45.25](#)  
   rectum [48.24](#)  
   stent --see Insertion, stent, colon  
   fiberoptic (flexible) [45.23](#)  
   intraoperative [45.21](#)  
   through stoma (artificial) [45.22](#)  
   transabdominal [45.21](#)
- Colopexy [46.63](#)
- Coloplication [46.64](#)
- Coloproctostomy [45.94](#)
- Colorectosigmoidostomy [45.94](#)
- Colorectostomy [45.94](#)
- Colorrhaphy [46.75](#)
- Coloscopy --see Colonoscopy
- Colosigmoidostomy [45.94](#)
- Colostomy (ileo- ascending) (ileotransverse)  
 (perineal) (transverse) [46.10](#)  
 with anterior rectal resection [48.62](#)  
 delayed opening [46.14](#)  
 loop [46.03](#)  
 permanent (magnetic) [46.13](#)  
 temporary [46.11](#)
- Colotomy [45.03](#)
- Colpectomy [70.4](#)
- Colpoceliocentesis [70.0](#)
- Colpocentesis [70.0](#)
- Colpocleisis (complete) (partial) [70.8](#)
- Colpohysterectomy [68.59](#)  
 laparoscopically assisted (LAVH) [68.51](#)
- Colpoperineoplasty [70.79](#)  
 with repair of urethrocele [70.51](#)  
 with graft or prosthesis [70.53](#)
- Colpoperineorrhaphy [70.71](#)  
 following delivery [75.69](#)
- Colpopexy [70.77](#)  
 with graft or prosthesis [70.78](#)
- Colpoplasty [70.79](#)
- Colpopoiesis [70.61](#)  
 vaginal construction [70.61](#)  
 with graft or prosthesis [70.63](#)
- Colporrhaphy [70.71](#)  
 anterior (cystocele repair) [70.51](#)  
 with graft or prosthesis [70.54](#)  
 for repair of  
   cystocele [70.51](#)  
     with rectocele [70.50](#)  
     with graft or prosthesis [70.53](#)  
   enterocele [70.92](#)  
     with graft or prosthesis [70.93](#)  
   rectocele [70.52](#)  
     with cystocele [70.50](#)  
     with graft or prosthesis [70.53](#)  
   urethrocele [70.51](#)  
     with graft or prosthesis [70.54](#)  
 posterior (rectocele repair) [70.52](#)  
 with graft or prosthesis [70.55](#)
- Colposcopy [70.21](#)
- Colpotomy [70.14](#)  
 for pelvic peritoneal drainage [70.12](#)
- Commando operation (radical glossectomy) [25.4](#)
- Commissurotomy  
 closed heart technique --see Valvulotomy, heart  
 open heart technique --see Valvuloplasty, heart
- Compression, trigeminal nerve [04.02](#)
- Conchectomy [21.69](#)
- Conchotomy [21.1](#)
- Conduction study, nerve [89.15](#)
- Conduitogram, ileum [87.78](#)
- Condylectomy --see category [77.8](#)  
 mandible [76.5](#)
- Condyloctomy NEC --see also Division,  
 joint capsule [80.40](#)  
 mandible (open) [76.62](#)  
 closed [76.61](#)
- Conization  
 cervix (knife) (sharp) (biopsy) [67.2](#)  
 by  
   cryosurgery [67.33](#)  
   electroconization [67.32](#)
- Conjunctivocystorhinostomy [09.82](#)  
 with insertion of tube or stent [09.83](#)
- Conjunctivodacryocystorhinostomy (CDCR) [09.82](#)  
 with insertion of tube or stent [09.83](#)
- Conjunctivodacryocystostomy [09.82](#)  
 with insertion of tube or stent [09.83](#)
- Conjunctivoplasty [10.49](#)
- Conjunctivorhinostomy [09.82](#)  
 with insertion of tube or stent [09.83](#)
- Constriction of globe, for scleral buckling --see also Buckling, scleral [14.49](#)

Construction

- auricle,ear(with graft)(with implant)[18.71](#)
- ear
  - auricle(with graft)(with implant) [18.71](#)
  - meatus (osseous) (skin- lined) [18.6](#)
- endorectal ileal pouch (J- pouch)
  - (H- pouch) (S- pouch) (with anastomosis to anus) [45.95](#)
- esophagus, artificial --see Anastomosis, esophagus
- ileal bladder (open) [56.51](#)
  - closed [57.87](#) [\[45.51\]](#)
- ileal conduit [56.51](#)
- larynx, artificial [31.75](#)
- patent meatus (ear) [18.6](#)
- penis (rib graft) (skin graft)
  - (myocutaneous flap) [64.43](#)
- pharyngeal valve, artificial [31.75](#)
- urethra [58.46](#)
- vagina, artificial [70.61](#)
  - with graft or prosthesis [70.63](#)
- venous valves (peripheral) [39.59](#)

Consultation [89.09](#)

- comprehensive [89.07](#)
- limited (single organ system) [89.06](#)
- specified type NEC [89.08](#)

Continuous positive airway pressure [CPAP] (non- invasive) [93.90](#)

- delivered by
  - endotracheal tube --see category [96.7](#)
  - tracheostomy --see category [96.7](#)

Control

- atmospheric pressure and composition NEC [93.98](#)
  - antigen- free air conditioning [93.98](#)
  - decompression chamber [93.97](#)
  - mountain sanatorium [93.98](#)
- epistaxis [21.00](#)
  - by
    - cauterization (and packing) [21.03](#)
    - coagulation (with packing) [21.03](#)
    - electrocoagulation (with packing) [21.03](#)
    - excision of nasal mucosa with grafting [21.07](#)
    - ligation of artery [21.09](#)
    - ethmoidal [21.04](#)
    - external carotid [21.06](#)
    - maxillary (transantral) [21.05](#)
    - packing (nasal) (anterior) [21.01](#)
    - posterior (and anterior) [21.02](#)
    - specified means NEC [21.09](#)
- hemorrhage [39.98](#)
  - abdominal cavity [54.19](#)
  - adenoids (postoperative) [28.7](#)
  - anus (postoperative) [49.95](#)
  - bladder (postoperative) [57.93](#)
  - chest [34.09](#)

Control – hemorrhage ---Cont.

- colon [45.49](#)
  - endoscopic [45.43](#)
- duodenum (ulcer) [44.49](#)
  - by
    - embolization (transcatheter) [44.44](#)
    - suture (ligation) [44.42](#)
  - endoscopic [44.43](#)
- esophagus [42.39](#)
  - endoscopic [42.33](#)
- gastric (ulcer) [44.49](#)
  - by
    - embolization (transcatheter) [44.44](#)
    - suture (ligation) [44.41](#)
  - endoscopic [44.43](#)
- intrapleural [34.09](#)
  - postoperative (recurrent) [34.03](#)
- laparotomy site [54.12](#)
- nose --see also Control, epistaxis [21.00](#)
- peptic (ulcer) [44.49](#)
  - by
    - embolization (transcatheter) [44.44](#)
    - suture (ligation) [44.40](#)
  - endoscopic [44.43](#)
- pleura, pleural cavity [34.09](#)
  - postoperative (recurrent) [34.03](#)
- postoperative NEC [39.98](#)
- postvascular surgery [39.41](#)
- prostate [60.94](#)
  - specified site NEC [39.98](#)
- stomach --see Control, hemorrhage, gastric
- thorax NEC [34.09](#)
  - postoperative (recurrent) [34.03](#)
- thyroid (postoperative) [06.02](#)
- tonsils (postoperative) [28.7](#)

Conversion

- anastomosis --see Revision, anastomosis
- atrial rhythm (to sinus rhythm) [99.61](#)
- cardiac rhythm NEC [99.69](#)
  - to sinus rhythm [99.62](#)
- gastrostomy to jejunostomy (endoscopic)
  - for feeding tube placement [46.32](#)
- obstetrical position --see Version

Cooling, gastric [96.31](#)

CorCap™ [37.41](#)

Cordectomy, vocal [30.22](#)

Cordopexy, vocal [31.69](#)

Cordotomy

spinal (bilateral) NEC [03.29](#)

percutaneous [03.21](#)

vocal [31.3](#)

Corectomy [12.12](#)

Corelysis [12.35](#)

Coreoplasty [12.35](#)

Corneoconjunctivoplasty [11.53](#)

Corpectomy, (vertebral) [80.99](#)

with diskectomy [80.99](#)



- Correction --*see also* Repair
- atresia
    - esophageal [42.85](#)
      - by magnetic forces [42.99](#)
    - external meatus (ear) [18.6](#)
    - nasopharynx, nasopharyngeal [29.4](#)
    - rectum [48.0](#)
    - tricuspid [35.94](#)
  - atrial septal defect --*see also* Repair,
    - atrial septal defect [35.71](#)
    - combined with repair of valvular and ventricular septal defects --*see* Repair, endocardial cushion defect
  - blepharoptosis --*see also* Repair,
    - blepharoptosis [08.36](#)
  - unionette (with osteotomy) [77.54](#)
  - chordee [64.42](#)
  - claw toe [77.57](#)
  - cleft
    - lip [27.54](#)
    - palate [27.62](#)
  - clubfoot NEC [83.84](#)
  - coarctation of aorta
    - with
      - anastomosis [38.34](#)
      - graft replacement [38.44](#)
  - cornea NEC [11.59](#)
    - refractive NEC [11.79](#)
      - epikeratophakia [11.76](#)
      - keratomileusis [11.71](#)
      - keratophakia [11.72](#)
      - radial keratotomy [11.75](#)
  - esophageal atresia [42.85](#)
    - by magnetic forces [42.99](#)
  - everted lacrimal punctum [09.71](#)
  - eyelid
    - ptosis --*see also* Repair,
      - blepharoptosis [08.36](#)
    - retraction [08.38](#)
  - fetal defect [75.36](#)
  - forcible, of musculoskeletal deformity NEC [93.29](#)
  - hammer toe [77.56](#)
  - hydraulic pressure, open surgery for
    - penile inflatable prosthesis [64.99](#)
    - urinary artificial sphincter [58.99](#)
  - intestinal malrotation [46.80](#)
    - large [46.82](#)
    - small [46.81](#)
  - inverted uterus --*see* Repair, inverted uterus
  - lymphedema (of limb) [40.9](#)
    - excision with graft [40.9](#)
    - obliteration of lymphatics [40.9](#)
    - transplantation of autogenous lymphatics [40.9](#)
  - nasopharyngeal atresia [29.4](#)
  - overlapping toes [77.58](#)
- Correction --*Cont.*
- palate (cleft) [27.62](#)
  - prognathism NEC [76.64](#)
  - prominent ear [18.5](#)
  - punctum (everted) [09.71](#)
  - spinal pseudarthrosis --*see* Refusion,
    - spinal
    - syndactyly [86.85](#)
  - tetralogy of Fallot
    - one- stage [35.81](#)
    - partial --*see* specific procedure
    - total [35.81](#)
  - total anomalous pulmonary venous connection
    - one- stage [35.82](#)
    - partial --*see* specific procedure
    - total [35.82](#)
  - transposition, great arteries, total [35.84](#)
  - tricuspid atresia [35.94](#)
  - truncus arteriosus
    - one- stage [35.83](#)
    - partial --*see* specific procedure
    - total [35.83](#)
  - ureteropelvic junction [55.87](#)
  - ventricular septal defect --*see also* Repair,
    - ventricular septal defect [35.72](#)
    - combined with repair of valvular and atrial septal defects --*see* Repair, endocardial cushion defect
- Costectomy [77.91](#)
  - with lung excision --*see* Excision, lung associated with thoracic operation --*omit code*
- Costochondrectomy [77.91](#)
  - associated with thoracic operation --*omit code*
- Costosternoplasty (pectus excavatum repair) [34.74](#)
- Costotomy [77.31](#)
- Costotransversectomy [77.91](#)
  - associated with thoracic operation --*omit code*
- Counseling (for) NEC [94.49](#)
  - alcoholism [94.46](#)
  - drug addiction [94.45](#)
  - employers [94.49](#)
- Counseling --*Cont.*
- family (medical) (social) [94.49](#)
  - marriage [94.49](#)
  - ophthalmologic (with instruction) [95.36](#)
  - pastoral [94.49](#)
- Countershock, cardiac NEC [99.62](#)
- Coventry operation (tibial wedge osteotomy) [77.27](#)
- CPAP (continuous positive airway pressure) [93.90](#)
  - delivered by
    - endotracheal tube --*see* category [96.7](#)
    - tracheostomy --*see* category [96.7](#)

- Craniectomy [01.25](#)  
 linear (opening of cranial suture) [02.01](#)  
 reopening of site [01.23](#)  
 strip (opening of cranial suture) [02.01](#)
- Cranioclasis, fetal [73.8](#)
- Cranioplasty [02.06](#)  
 with synchronous repair of encephalocele [02.12](#)
- Craniotomy [01.24](#)  
 as operative approach --omit code  
 fetal [73.8](#)  
 for decompression of fracture [02.02](#)  
 reopening of site [01.23](#)
- Craterization, bone --see also Excision, lesion, bone [77.60](#)
- Crawford operation (tarso- frontalis sling of eyelid) [08.32](#)
- Creation --see also Formation  
 cardiac device (defibrillator) (pacemaker) pocket  
 with initial insertion of cardiac device --omit code  
 new site (skin) (subcutaneous) [37.79](#)
- conduit  
 ileal (urinary) [56.51](#)  
 left ventricle and aorta [35.93](#)  
 right atrium and pulmonary artery [35.94](#)  
 right ventricle and pulmonary (distal) artery [35.92](#)  
 in repair of  
 pulmonary artery atresia [35.92](#)  
 transposition of great vessels [35.92](#)  
 truncus arteriosus [35.83](#)
- endorectal ileal pouch (J- pouch) (H- pouch) (S- pouch) (with anastomosis to anus) [45.95](#)
- esophagogastric sphincteric competence  
 NEC [44.66](#)  
 laparoscopic [44.67](#)
- Hartmann pouch --see Colectomy, by site
- interatrial fistula [35.42](#)
- pericardial window [37.12](#)
- pleural window, for drainage [34.09](#)
- pocket  
 cardiac device (defibrillator) (pacemaker) with initial insertion of cardiac device --omit code  
 new site (skin)(subcutaneous) [37.79](#)  
 loop recorder [37.79](#)  
 thalamic stimulator pulse generator with initial insertion of battery package --omit code  
 new site (skin)(subcutaneous) [86.09](#)
- shunt --see also Shunt  
 arteriovenous fistula, for dialysis [39.93](#)  
 left- to- right (systemic to pulmonary circulation) [39.0](#)
- Creation --Cont.  
 subcutaneous tunnel for esophageal anastomosis [42.86](#)  
 with anastomosis --see Anastomosis, esophagus, antesternal  
 syndactyly (finger) (toe) [86.89](#)  
 thalamic stimulator pulse generator with initial insertion of battery package --omit code  
 new site (skin)(subcutaneous) [86.09](#)  
 tracheoesophageal fistula [31.95](#)
- window  
 pericardial [37.12](#)  
 pleura, for drainage [34.09](#)
- Credé maneuver [73.59](#)
- Cricoidectomy [30.29](#)
- Cricothyrotomy (for assistance in breathing) [31.1](#)
- Cricothyroidectomy [30.29](#)
- Cricothyrostomy [31.1](#)
- Cricothyrotomy (for assistance in breathing) [31.1](#)
- Cricotomy (for assistance in breathing) [31.1](#)
- Cricotracheotomy (for assistance in breathing) [31.1](#)
- Crisis intervention [94.35](#)
- Croupette, croup tent [93.94](#)
- Crown, dental (ceramic) (gold) [23.41](#)
- Crushing  
 bone --see category [78.4](#)
- calculus  
 bile (hepatic) passage [51.49](#)  
 endoscopic [51.88](#)  
 bladder (urinary) [57.0](#)  
 pancreatic duct [52.09](#)  
 endoscopic [52.94](#)
- fallopian tube --see also Ligation, fallopian tube [66.39](#)
- ganglion --see Crushing, nerve
- hemorrhoids [49.45](#)
- nasal septum [21.88](#)
- nerve (cranial) (peripheral) NEC [04.03](#)  
 acoustic [04.01](#)  
 auditory [04.01](#)  
 phrenic [04.03](#)  
 for collapse of lung [33.31](#)  
 sympathetic [05.0](#)  
 trigeminal [04.02](#)  
 vestibular [04.01](#)
- vas deferens [63.71](#)
- Cryoablation --see Ablation
- Cryoanalgesia nerve (cranial) (peripheral) [04.2](#)
- Cryoanastomosis, cervix [67.33](#)
- Cryodestruction--see Destruction,lesion,by site
- Cryoextraction, lens --see also Extraction, cataract, intracapsular [13.19](#)
- Cryohypophysectomy (complete) (total) --see also Hypophysectomy [07.69](#)
- Cryoleucotomy [01.32](#)

- Cryopexy, retinal --see Cryotherapy, retina  
 Cryoprostectomy [60.62](#)  
 Cryoretinopexy (for)  
   reattachment [14.52](#)  
   repair of tear or defect [14.32](#)  
 Cryosurgery --see Cryotherapy  
 Cryothalamectomy [01.41](#)  
 Cryotherapy --see also Destruction, lesion, by site  
   bladder [57.59](#)  
   brain [01.59](#)  
   cataract [13.19](#)  
   cervix [67.33](#)  
   choroid --see Cryotherapy, retina  
   ciliary body [12.72](#)  
   corneal lesion (ulcer) [11.43](#)  
     to reshape cornea [11.79](#)  
   ear  
     external [18.29](#)  
     inner [20.79](#)  
   esophagus [42.39](#)  
     endoscopic [42.33](#)  
   eyelid [08.25](#)  
   hemorrhoids [49.44](#)  
   iris [12.41](#)  
   nasal turbinates [21.61](#)  
   palate (bony) [27.31](#)  
   prostate [60.62](#)  
   retina (for)  
     destruction of lesion [14.22](#)  
     reattachment [14.52](#)  
     repair of tear [14.32](#)  
   skin [86.3](#)  
   stomach [43.49](#)  
     endoscopic [43.41](#)  
   subcutaneous tissue [86.3](#)  
   turbinates (nasal) [21.61](#)  
   warts [86.3](#)  
     genital [71.3](#)  
 Cryptectomy (anus) [49.39](#)  
   endoscopic [49.31](#)  
 Cryptorchidectomy (unilateral) [62.3](#)  
   bilateral [62.41](#)  
 Cryptotomy (anus) [49.39](#)  
   endoscopic [49.31](#)  
 Cuirass [93.99](#)  
 Culdocentesis [70.0](#)  
 Culdoplasty [70.92](#)  
   with graft or prosthesis [70.93](#)  
 Culdoscopy (exploration) (removal of foreign body or lesion) [70.22](#)  
 Culdotomy [70.12](#)  
 Culp-Deveerd operation (spiral flap pyeloplasty) [55.87](#)  
 Culp-Scardino operation (ureteral flap pyeloplasty) [55.87](#)  
 Culture (and sensitivity) --see Examination, microscopic  
 Curettage (with packing) (with secondary closure)--see also Dilatation and curettage  
   adenoids [28.6](#)  
   anus [49.39](#)  
     endoscopic [49.31](#)  
   bladder [57.59](#)  
     transurethral [57.49](#)  
   bone--see also Excision,lesion, bone [77.60](#)  
   brain [01.59](#)  
   bursa [83.39](#)  
     hand [82.29](#)  
   cartilage --see also Excision, lesion, joint [80.80](#)  
   cerebral meninges [01.51](#)  
   chalazion [08.25](#)  
   conjunctiva (trachoma follicles) [10.33](#)  
   corneal epithelium [11.41](#)  
     for smear or culture [11.21](#)  
   ear, external [18.29](#)  
   eyelid [08.25](#)  
   joint--see also Excision, lesion, joint [80.80](#)  
   meninges (cerebral) [01.51](#)  
     spinal [03.4](#)  
   muscle [83.32](#)  
     hand [82.22](#)  
   nerve (peripheral) [04.07](#)  
     sympathetic [05.29](#)  
   sclera [12.84](#)  
   skin [86.3](#)  
   spinal cord (meninges) [03.4](#)  
   subgingival [24.31](#)  
   tendon [83.39](#)  
     sheath [83.31](#)  
     hand [82.21](#)  
   uterus (with dilation) [69.09](#)  
     aspiration (diagnostic) NEC [69.59](#)  
     after abortion or delivery [69.52](#)  
     to terminate pregnancy [69.51](#)  
     following delivery or abortion [69.02](#)  
 Curette evacuation, lens [13.2](#)  
 Curtis operation (interphalangeal joint arthroplasty) [81.72](#)  
 Cutaneolipectomy [86.83](#)  
 Cutdown, venous [38.94](#)  
 Cutting  
   nerve (cranial) (peripheral) NEC [04.03](#)  
     acoustic [04.01](#)  
     auditory [04.01](#)  
     root, spinal [03.1](#)  
     sympathetic [05.0](#)  
     trigeminal [04.02](#)  
     vestibular [04.01](#)  
   pedicle (flap) graft [86.71](#)  
   pylorus (with wedge resection) [43.3](#)  
   spinal nerve root [03.1](#)  
   ureterovesical orifice [56.1](#)  
   urethral sphincter [58.5](#)  
 CVP (central venous pressure monitoring) [89.62](#)

Cyclectomy (ciliary body) [12.44](#)  
 eyelid margin [08.20](#)  
 Cyclicotomy [12.55](#)  
 Cycloanemization [12.74](#)  
 Cyclocryotherapy [12.72](#)  
 Cyclo dialysis (initial) (subsequent) [12.55](#)  
 Cyclo diathermy (penetrating) (surface) [12.71](#)  
 Cycloelectrolysis [12.71](#)  
 Cyclophotocoagulation [12.73](#)  
 Cyclotomy [12.55](#)  
 Cystectomy --*see also* Excision, lesion, by site  
     gallbladder --*see* Cholecystectomy  
     urinary (partial) (subtotal) [57.6](#)  
         complete (with urethrectomy) [57.79](#)  
         radical [57.71](#)  
             with pelvic exenteration (female) [68.8](#)  
         total (with urethrectomy) [57.79](#)  
 Cystocolostomy [57.88](#)  
 Cystogram, cystography NEC [87.77](#)  
 Cystolitholapaxy [57.0](#)  
 Cystolithotomy [57.19](#)  
 Cystometrogram [89.22](#)  
 Cystopexy NEC [57.89](#)  
 Cystoplasty NEC [57.89](#)  
 Cystoproctostomy [57.88](#)  
 Cystoprostatectomy, radical [57.71](#)  
 Cystopyelography [87.74](#)  
 Cystorrhaphy [57.81](#)

Cystoscopy (transurethral) [57.32](#)  
 with biopsy [57.33](#)  
 for  
     control of hemorrhage  
         bladder [57.93](#)  
         prostate [60.94](#)  
     retrograde pyelography [87.74](#)  
     ileal conduit [56.35](#)  
     through stoma (artificial) [57.31](#)  
 Cystostomy  
     closed (suprapubic) (percutaneous) [57.17](#)  
     open (suprapubic) [57.18](#)  
     percutaneous (closed) (suprapubic) [57.17](#)  
     suprapubic  
         closed [57.17](#)  
         open [57.18](#)  
 Cystotomy (open) (for removal of calculi) [57.19](#)  
 Cystourethrogram (retrograde) (voiding) [87.76](#)  
 Cystourethropexy (by) [59.79](#)  
     levator muscle sling [59.71](#)  
     retropubic suspension [59.5](#)  
     suprapubic suspension [59.4](#)  
 Cystourethroplasty [57.85](#)  
 Cystourethroscopy [57.32](#)  
     with biopsy  
         bladder [57.33](#)  
         ureter [56.33](#)  
 Cytology --*see* Examination, microscopic



Decompression ---*Cont.*  
 common bile duct [51.42](#)  
     by intubation [51.43](#)  
     endoscopic [51.87](#)  
     percutaneous [51.98](#)  
 cranial [01.24](#)  
     for skull fracture [02.02](#)  
 endolymphatic sac [20.79](#)  
 ganglion (peripheral) NEC [04.49](#)  
     cranial NEC [04.42](#)  
 gastric [96.07](#)  
 heart [37.0](#)  
 intestine [96.08](#)  
     by incision [45.00](#)  
     endoscopic (balloon) [46.85](#)  
 intracranial [01.24](#)  
 labyrinth [20.79](#)  
 laminectomy [03.09](#)  
 laminotomy [03.09](#)  
 median nerve [04.43](#)  
 muscle [83.02](#)  
     hand [82.02](#)  
 nerve (peripheral) NEC [04.49](#)  
     auditory [04.42](#)  
     cranial NEC [04.42](#)  
     median [04.43](#)  
     trigeminal (root) [04.41](#)  
 orbit --*see also* Orbitotomy [16.09](#)  
 pancreatic duct [52.92](#)  
     endoscopic [52.93](#)  
 pericardium [37.0](#)  
 rectum [48.0](#)  
 skull fracture [02.02](#)  
 spinal cord (canal) [03.09](#)  
 tarsal tunnel [04.44](#)  
 tendon (sheath) [83.01](#)  
     hand [82.01](#)  
 thoracic outlet  
     by  
         myotomy (division of scalenus  
             anticus muscle) [83.19](#)  
         tenotomy [83.13](#)  
     trigeminal (nerve root) [04.41](#)  
 Decortication  
 arterial [05.25](#)  
 brain [01.51](#)  
 cerebral meninges [01.51](#)  
 heart [37.31](#)  
 kidney [55.91](#)  
 lung (partial) (total) [34.51](#)  
     thoroscopic [34.52](#)  
 nasal turbinates --*see* Turbinectomy  
 nose [21.89](#)  
 ovary [65.29](#)  
     laparoscopic [65.25](#)  
 periarterial [05.25](#)  
 pericardium [37.31](#)  
 ventricle, heart (complete) [37.31](#)  
 Decoy, E2F [00.16](#)

Deepening  
 alveolar ridge [24.5](#)  
 buccolabial sulcus [24.91](#)  
 lingual sulcus [24.91](#)  
 Defatting, flap and pedicle graft [86.75](#)  
 Defibrillation,electric(external)(internal)  
     [99.62](#)  
     automatic cardioverter/defibrillator  
         --*see* category [37.9](#)  
 de Grandmont operation (tarsectomy) [08.35](#)  
 Delaying of pedicle graft [86.71](#)  
 Delivery (with)  
     assisted spontaneous [73.59](#)  
     breach extraction (assisted) [72.52](#)  
         partial [72.52](#)  
             with forceps to aftercoming head [72.51](#)  
         total [72.54](#)  
             with forceps to aftercoming head [72.53](#)  
     unassisted (spontaneous delivery)  
         --*omit code*  
 cesarean section --*see* Cesarean section  
 Cr d  maneuver [73.59](#)  
 De Lee maneuver [72.4](#)  
 forceps [72.9](#)  
     application to aftercoming head(Piper)  
         [72.6](#)  
         with breach extraction  
             partial [72.51](#)  
             total [72.53](#)  
     Barton's [72.4](#)  
     failed [73.3](#)  
     high [72.39](#)  
         with episiotomy [72.31](#)  
     low (outlet) [72.0](#)  
         with episiotomy [72.1](#)  
     mid [72.29](#)  
         with episiotomy [72.21](#)  
     outlet (low) [72.0](#)  
         with episiotomy [72.1](#)  
     rotation of fetal head [72.4](#)  
     trial [73.3](#)  
     instrumental NEC [72.9](#)  
         specified NEC [72.8](#)  
     key- in- lock rotation [72.4](#)  
     Kielland rotation [72.4](#)  
     Malstrom's extraction [72.79](#)  
         with episiotomy [72.71](#)  
     manually assisted (spontaneous) [73.59](#)  
     spontaneous (unassisted) [73.59](#)  
         assisted [73.59](#)  
     vacuum extraction [72.79](#)  
         with episiotomy [72.71](#)  
 Delorme operation  
     pericardiectomy [37.31](#)  
     proctopexy [48.76](#)  
     repair of prolapsed rectum [48.76](#)  
     thoracoplasty [33.34](#)

- Denervation  
 aortic body [39.8](#)  
 carotid body [39.8](#)  
 facet, percutaneous(radiofrequency)[03.96](#)  
 ovarian [65.94](#)  
 paracervical uterine [69.3](#)  
 uterosacral [69.3](#)
- Denker operation (radical maxillary antrotomy) [22.31](#)
- Dennis-Barco operation  
 --see Repair, hernia, femoral
- Denonvillier operation (limited rhinoplasty) [21.86](#)
- Densitometry, bone (serial) (radiographic) [88.98](#)
- Depilation, skin [86.92](#)
- Derlacki operation (tympanoplasty) [19.4](#)
- Dermabond [86.59](#)
- Dermabrasion (laser) [86.25](#)  
 for wound debridement [86.28](#)
- Derotation --see Reduction, torsion
- Desensitization  
 allergy [99.12](#)  
 psychologic [94.33](#)
- Desmotomy --see also Division, ligament [80.40](#)
- Destruction  
 breast [85.20](#)  
 chorioretinopathy --see also Destruction, lesion, choroid [14.29](#)  
 ciliary body [12.74](#)  
 epithelial downgrowth, anterior chamber [12.93](#)  
 fallopian tube [66.39](#)  
 with  
 crushing (and ligation) [66.31](#)  
 by endoscopy (laparoscopy) [66.21](#)  
 division (and ligation) [66.32](#)  
 by endoscopy (culdoscopy) (hysteroscopy) (laparoscopy) (peritoneoscopy) [66.22](#)  
 ligation [66.39](#)  
 with  
 crushing [66.31](#)  
 by endoscopy (laparoscopy) [66.21](#)  
 division [66.32](#)  
 by endoscopy (culdoscopy) (hysteroscopy) (laparoscopy) (peritoneoscopy) [66.22](#)  
 fetus [73.8](#)  
 hemorrhoids [49.49](#)  
 by  
 cryotherapy [49.44](#)  
 sclerotherapy [49.42](#)  
 inner ear NEC [20.79](#)  
 by injection [20.72](#)
- Destruction ---Cont.  
 intervertebral disc (NOS) [80.50](#)  
 by injection [80.52](#)  
 by other specified method [80.59](#)  
 herniated (nucleus pulposus) [80.51](#)  
 lacrimal sac [09.6](#)  
 LAA [37.36](#)  
 left atrial appendage [37.36](#)  
 lesion (local)  
 anus [49.39](#)  
 endoscopic [49.31](#)  
 Bartholin's gland [71.24](#)  
 by  
 aspiration [71.21](#)  
 excision [71.24](#)  
 incision [71.22](#)  
 marsupialization [71.23](#)  
 biliary ducts [51.69](#)  
 endoscopic [51.64](#)  
 bladder [57.59](#)  
 transurethral [57.49](#)  
 bone --see Excision, lesion, bone  
 bowel --see Destruction, lesion, intestine  
 brain (transtemporal approach)NEC [01.59](#)  
 by stereotactic radiosurgery [92.30](#)  
 cobalt 60 [92.32](#)  
 linear accelerator (LINAC) [92.31](#)  
 multi- source [92.32](#)  
 particle beam [92.33](#)  
 particulate [92.33](#)  
 radiosurgery NEC [92.39](#)  
 single source photon [92.31](#)  
 breast NEC [85.20](#)  
 bronchus NEC [32.09](#)  
 endoscopic [32.01](#)  
 cerebral NEC [01.59](#)  
 meninges [01.51](#)  
 cervix [67.39](#)  
 by  
 cauterization [67.32](#)  
 cryosurgery, cryoconization [67.33](#)  
 electroconization [67.32](#)  
 choroid [14.29](#)  
 by  
 cryotherapy [14.22](#)  
 diathermy [14.21](#)  
 implantation of radiation source [14.27](#)  
 photocoagulation [14.25](#)  
 laser [14.24](#)  
 xenon arc [14.23](#)  
 radiation therapy [14.26](#)  
 ciliary body (nonexcisional) [12.43](#)  
 by excision [12.44](#)  
 conjunctiva [10.32](#)  
 by excision [10.31](#)

Destruction - lesion (local) --- *Cont.*

cornea NEC [11.49](#)  
 by  
   cryotherapy [11.43](#)  
   electrocauterization [11.42](#)  
   thermocauterization [11.42](#)  
 cul- de- sac [70.32](#)  
 duodenum NEC [45.32](#)  
   by excision [45.31](#)  
   endoscopic [45.30](#)  
   endoscopic [45.30](#)  
 esophagus (chemosurgery)  
   (cryosurgery) (electroresection)  
   (fulguration) NEC [42.39](#)  
   by excision [42.32](#)  
   endoscopic [42.33](#)  
   endoscopic [42.33](#)  
 eye NEC [16.93](#)  
 eyebrow [08.25](#)  
 eyelid [08.25](#)  
   excisional--see Excision, lesion, eyelid  
 heart  
   by catheter ablation [37.34](#)  
   by endovascular approach [37.34](#)  
   by open approach [37.33](#)  
   left atrial appendage [37.36](#)  
 intestine (large) [45.49](#)  
   by excision [45.41](#)  
   endoscopic [45.43](#)  
     polypectomy [45.42](#)  
   endoscopic [45.43](#)  
     polypectomy [45.42](#)  
   small [45.34](#)  
   by excision [45.33](#)  
 intranasal [21.31](#)  
 iris (nonexcisional) NEC [12.41](#)  
   by excision [12.42](#)  
 kidney [55.39](#)  
   by marsupialization [55.31](#)  
 lacrimal sac [09.6](#)  
 larynx [30.09](#)  
 liver [50.29](#)  
 lung [32.29](#)  
   endoscopic [32.28](#)  
 meninges (cerebral) [01.51](#)  
   spinal [03.4](#)  
 nerve (peripheral) [04.07](#)  
   sympathetic [05.29](#)  
 nose [21.30](#)  
   intranasal [21.31](#)  
   specified NEC [21.32](#)  
 ovary  
   by  
     aspiration [65.91](#)  
     excision [65.29](#)  
       laparoscopic [65.25](#)  
     cyst by rupture (manual) [65.93](#)  
 palate (bony) (local) [27.31](#)  
   wide [27.32](#)

Destruction - lesion (local) --- *Cont.*

pancreas [52.22](#)  
   by marsupialization [52.3](#)  
   endoscopic [52.21](#)  
 pancreatic duct [52.22](#)  
   endoscopic [52.21](#)  
 penis [64.2](#)  
 pharynx (excisional) [29.39](#)  
 pituitary gland  
   by stereotactic radiosurgery [92.30](#)  
   cobalt 60 [92.32](#)  
   linear accelerator (LINAC) [92.31](#)  
   multi- source [92.32](#)  
   particle beam [92.33](#)  
   particulate [92.33](#)  
   radiosurgery NEC [92.39](#)  
   single source photon [92.31](#)  
 rectum (local) [48.32](#)  
   by  
     cryosurgery [48.34](#)  
     electrocoagulation [48.32](#)  
     excision [48.35](#)  
     fulguration [48.32](#)  
     laser (Argon) [48.33](#)  
     polyp [48.36](#)  
     radical [48.31](#)  
 retina [14.29](#)  
   by  
     cryotherapy [14.22](#)  
     diathermy [14.21](#)  
     implantation of radiation source [14.27](#)  
     photocoagulation [14.25](#)  
       laser [14.24](#)  
       xenon arc [14.23](#)  
     radiation therapy [14.26](#)  
 salivary gland NEC [26.29](#)  
   by marsupialization [26.21](#)  
 sclera [12.84](#)  
 scrotum [61.3](#)  
 skin NEC [86.3](#)  
 sphincter of Oddi [51.69](#)  
   endoscopic [51.64](#)  
 spinal cord (meninges) [03.4](#)  
 spleen [41.42](#)  
   by marsupialization [41.41](#)  
 stomach NEC [43.49](#)  
   by excision [43.42](#)  
   endoscopic [43.41](#)  
   endoscopic [43.41](#)  
 subcutaneous tissue NEC [86.3](#)  
 testis [62.2](#)  
 tongue [25.1](#)  
 urethra (excisional) [58.39](#)  
   endoscopic [58.31](#)  
 uterus [68.29](#)  
 nerve (cranial) (peripheral) (by  
   cryo- analgesia) (by radiofrequency) [04.2](#)  
   sympathetic, by injection of neurolytic  
   agent [05.32](#)



Destruction --- *Cont.*

- neuroma
  - acoustic [04.01](#)
    - by craniotomy [04.01](#)
    - by stereotactic radiosurgery [92.30](#)
  - cobalt 60 [92.32](#)
  - linear accelerator (LINAC) [92.31](#)
  - multi- source [92.32](#)
  - particle beam [92.33](#)
  - particulate [92.33](#)
  - radiosurgery NEC [92.39](#)
  - single source photon [92.31](#)
- cranial [04.07](#)
- Morton's [04.07](#)
- peripheral
  - Morton's [04.07](#)
- prostate (prostatic tissue)
  - by
    - cryotherapy [60.62](#)
    - microwave [60.96](#)
    - radiofrequency [60.97](#)
  - transurethral microwave
    - thermotherapy (TUMT) [60.96](#)
  - transurethral needle ablation (TUNA) [60.97](#)
  - TULIP (transurethral (ultrasound) guided laser induced prostatectomy) [60.21](#)
  - TUMT (transurethral microwave thermotherapy) [60.96](#)
  - TUNA (transurethral needle ablation) [60.97](#)
  - semicircular canals, by injection [20.72](#)
  - vestibule, by injection [20.72](#)
- Detachment, uterosacral ligaments [69.3](#)
- Determination
  - mental status (clinical) (medico- legal) (psychiatric) NEC [94.11](#)
  - psychologic NEC [94.09](#)
  - vital capacity (pulmonary) [89.37](#)
- Detorsion
  - intestine (twisted) (volvulus) [46.80](#)
    - large [46.82](#)
      - endoscopic (balloon) [46.85](#)
      - small [46.81](#)
    - kidney [55.84](#)
    - ovary [65.95](#)
    - spermatic cord [63.52](#)
      - with orchiopexy [62.5](#)
    - testis [63.52](#)
      - with orchiopexy [62.5](#)
    - volvulus [46.80](#)
      - endoscopic (balloon) [46.85](#)
- Detoxification therapy [94.25](#)
  - alcohol [94.62](#)
    - with rehabilitation [94.63](#)
    - combined alcohol and drug [94.68](#)
    - with rehabilitation [94.69](#)

Detoxification therapy --- *Cont*

- drug [94.65](#)
  - with rehabilitation [94.66](#)
  - combined alcohol and drug [94.68](#)
  - with rehabilitation [94.69](#)
- Devascularization, stomach [44.99](#)
- Device
  - CorCap™ [37.41](#)
  - external fixator --see Fixator, external
- Dewebbing
  - esophagus [42.01](#)
  - syndactyly (fingers) (toes) [86.85](#)
- Dextrorotation --see Reduction, torsion
- Dialysis
  - hemodiafiltration, hemofiltration (extracorporeal) [39.95](#)
  - kidney (extracorporeal) [39.95](#)
  - liver [50.92](#)
  - peritoneal [54.98](#)
  - renal (extracorporeal) [39.95](#)
- Diaphanoscopy
  - nasal sinuses [89.35](#)
  - skull (newborn) [89.16](#)
- Diaphysectomy --see category [77.8](#)
- Diathermy [93.34](#)
  - choroid --see Diathermy, retina
  - nasal turbinates [21.61](#)
  - retina
    - for
      - destruction of lesion [14.21](#)
      - reattachment [14.51](#)
      - repair of tear [14.31](#)
    - surgical --see Destruction, lesion, by site
    - turbinates (nasal) [21.61](#)
- Dickson operation (fascial transplant) [83.82](#)
- Dickson-Diveley operation (tendon transfer and arthrodesis to correct claw toe) [77.57](#)
- Dieffenbach operation (hip disarticulation) [84.18](#)
- Dilation
  - achalasia [42.92](#)
  - ampulla of Vater [51.81](#)
    - endoscopic [51.84](#)
  - anus, anal (sphincter) [96.23](#)
  - biliary duct
    - endoscopic [51.84](#)
    - pancreatic duct [52.99](#)
      - endoscopic [52.98](#)
    - percutaneous (endoscopy) [51.98](#)
  - sphincter
    - of Oddi [51.81](#)
      - endoscopic [51.84](#)
    - pancreatic [51.82](#)
      - endoscopic [51.85](#)
  - bladder [96.25](#)
    - neck [57.92](#)
  - bronchus [33.91](#)

Dilation ----*Cont.*

cervix (canal) [67.0](#)  
 obstetrical [73.1](#)  
 to assist delivery [73.1](#)  
 choanae (nasopharynx) [29.91](#)  
 colon (endoscopic) (balloon) [46.85](#)  
 with insertion of colonic stent  
 endoscopic [46.86](#)  
 other [46.87](#)  
 colostomy stoma [96.24](#)  
 duodenum (endoscopic) (balloon) [46.85](#)  
 with insertion of colonic stent  
 endoscopic [46.86](#)  
 other [46.87](#)  
 endoscopic --see Dilation, by site  
 enterostomy stoma [96.24](#)  
 esophagus(by bougie)(by sound) [42.92](#)  
 fallopian tube [66.96](#)  
 foreskin (newborn) [99.95](#)  
 frontonasal duct [96.21](#)  
 gastrojejunostomy site, endoscopic [44.22](#)  
 heart valve --see Valvulotomy, heart  
 ileostomy stoma [96.24](#)  
 ileum (endoscopic) (balloon) [46.85](#)  
 with insertion of colonic stent  
 endoscopic [46.86](#)  
 other [46.87](#)  
 intestinal stoma (artificial) [96.24](#)  
 intestine (endoscopic) (balloon) [46.85](#)  
 with insertion of colonic stent  
 endoscopic [46.86](#)  
 other [46.87](#)  
 jejunum (endoscopic) (balloon) [46.85](#)  
 with insertion of colonic stent  
 endoscopic [46.86](#)  
 other [46.87](#)  
 lacrimal  
 duct [09.42](#)  
 punctum [09.41](#)  
 larynx [31.98](#)  
 lymphatic structure(s) (peripheral) [40.9](#)  
 nares [21.99](#)  
 nasolacrimal duct (retrograde) [09.43](#)  
 with insertion of tube or stent [09.44](#)  
 nasopharynx [29.91](#)  
 pancreatic duct [52.99](#)  
 endoscopic [52.98](#)  
 pharynx [29.91](#)  
 prostatic urethra (transurethral) (balloon)  
[60.95](#)  
 punctum, lacrimal papilla [09.41](#)  
 pylorus  
 by incision [44.21](#)  
 endoscopic [44.22](#)  
 rectum [96.22](#)  
 salivary duct [26.91](#)  
 sphenoid ostia [22.52](#)  
 sphincter  
 anal [96.23](#)

Dilation - sphincter ---*Cont.*

cardiac [42.92](#)  
 of Oddi [51.81](#)  
 endoscopic [51.84](#)  
 pancreatic [51.82](#)  
 endoscopic [51.85](#)  
 pylorus, endoscopic [44.22](#)  
 by incision [44.21](#)  
 Stenson's duct [26.91](#)  
 trachea [31.99](#)  
 ureter [59.8](#)  
 meatus [56.91](#)  
 ureterovesical orifice [59.8](#)  
 urethra [58.6](#)  
 prostatic (transurethral) (balloon)  
[60.95](#)  
 urethrovaginal junction [58.6](#)  
 vagina (instrumental) (manual) NEC [96.16](#)  
 vesical neck [57.92](#)  
 Wharton's duct [26.91](#)  
 Wirsung's duct [52.99](#)  
 endoscopic [52.98](#)  
 Dilation and curettage,uterus (diagnostic)  
[69.09](#)  
 after  
 abortion [69.02](#)  
 delivery [69.02](#)  
 to terminate pregnancy [69.01](#)  
 Diminution, ciliary body [12.74](#)  
 Disarticulation [84.91](#)  
 ankle [84.13](#)  
 elbow [84.06](#)  
 finger, except thumb [84.01](#)  
 thumb [84.02](#)  
 hip [84.18](#)  
 knee [84.16](#)  
 shoulder [84.08](#)  
 thumb [84.02](#)  
 toe [84.11](#)  
 wrist [84.04](#)  
 Dissectomy -- see Diskectomy  
 Discission  
 capsular membrane [13.64](#)  
 cataract (Wheeler knife) (Ziegler knife)  
[13.2](#)  
 congenital [13.69](#)  
 secondary membrane [13.64](#)  
 iris [12.12](#)  
 lens (capsule) (Wheeler knife) (Ziegler knife)  
 (with capsulotomy) [13.2](#)  
 orbitomaxillary, radical [16.51](#)  
 pupillary [13.2](#)  
 secondary membrane (after cataract) [13.64](#)  
 vitreous strands (posterior approach) [14.74](#)  
 anterior approach [14.73](#)  
 Discogram, diskogram [87.21](#)  
 Discolysis (by injection) [80.52](#)

- Discectomy(**discectomy**), intervertebral  
[80.51](#)  
 with corpectomy [80.99](#)  
 herniated (nucleus pulposus) [80.51](#)  
 percutaneous [80.59](#)
- Dispensing (with fitting)  
 contact lens [95.32](#)  
 low vision aids NEC [95.33](#)  
 spectacles [95.31](#)
- Disruption  
 blood brain barrier via infusion [BBBD]  
[00.19](#)
- Dissection --*see also* Excision  
 aneurysm [38.60](#)  
 artery- vein- nerve bundle [39.91](#)  
 branchial cleft fistula or sinus [29.52](#)  
 bronchus [32.1](#)  
 femoral hernia [53.29](#)  
 groin, radical [40.54](#)  
 larynx block (en bloc) [30.3](#)  
 mediastinum with pneumonectomy [32.59](#)  
 thoracoscopic [32.50](#)  
 neck, radical [40.40](#)  
 with laryngectomy [30.4](#)  
 bilateral [40.42](#)  
 unilateral [40.41](#)  
 orbital fibrous bands [16.92](#)  
 pterygium (with reposition) [11.31](#)  
 radical neck --*see* Dissection, neck, radical  
 retroperitoneal NEC [59.00](#)  
 thoracic structures (block) (en bloc)  
 (radical) (brachial plexus,  
 bronchus, lobe of lung, ribs, and  
 sympathetic nerves) [32.6](#)  
 vascular bundle [39.91](#)
- Distention, bladder (therapeutic)  
 (intermittent) [96.25](#)
- Diversion  
 biliopancreatic(BPD) [43.7](#) [[45.51](#)] [[45.91](#)]  
 with duodenal switch [43.89](#)[[45.51](#)][[45.91](#)]  
 urinary  
 cutaneous [56.61](#)  
 ileal conduit [56.51](#)  
 internal NEC [56.71](#)  
 ureter to  
 intestine [56.71](#)  
 skin [56.61](#)  
 uretero- ileostomy [56.51](#)
- Diversional therapy [93.81](#)
- Diverticulectomy  
 bladder (suprapubic) [57.59](#)  
 transurethral approach [57.49](#)  
 duodenum [45.31](#)  
 endoscopic [45.30](#)  
 esophagus [42.31](#)  
 endoscopic [42.33](#)  
 esophagomyotomy [42.7](#)  
 hypopharyngeal (by cricopharyngeal  
 myotomy) [29.32](#)
- Diverticulectomy ---*Cont.*  
 intestine  
 large [45.41](#)  
 endoscopic [45.43](#)  
 small [45.33](#)  
 kidney [55.39](#)  
 Meckel's [45.33](#)  
 pharyngeal (by cricopharyngeal myotomy)  
[29.32](#)  
 pharyngoesophageal (by  
 crico- pharyngeal myotomy) [29.32](#)  
 stomach [43.42](#)  
 endoscopic [43.41](#)  
 urethra [58.39](#)  
 endoscopic [58.31](#)
- Division  
 Achilles tendon [83.11](#)  
 adductor tendon (hip) [83.12](#)  
 adhesions --*see* Lysis, adhesions  
 angle of mandible (open) [76.62](#)  
 closed [76.61](#)  
 anterior synechiae [12.32](#)  
 aponeurosis [83.13](#)  
 arcuate ligament (spine) --*omit code*  
 arteriovenous fistula (with ligation) [39.53](#)  
 artery (with ligation) [38.80](#)  
 abdominal [38.86](#)  
 aorta (arch) (ascending) (descending)  
[38.84](#)  
 head and neck NEC [38.82](#)  
 intracranial NEC [38.81](#)  
 lower limb [38.88](#)  
 thoracic NEC [38.85](#)  
 upper limb [38.83](#)  
 bladder neck [57.91](#)  
 blepharorrhaphy [08.02](#)  
 blood vessels, cornea [10.1](#)  
 bone --*see also* Osteotomy [77.30](#)  
 brain tissue [01.32](#)  
 cortical adhesions [02.91](#)  
 canaliculus [09.52](#)  
 canthorrhaphy [08.02](#)  
 cartilage [80.40](#)  
 ankle [80.47](#)  
 elbow [80.42](#)  
 foot and toe [80.48](#)  
 hand and finger [80.44](#)  
 hip [80.45](#)  
 knee [80.46](#)  
 shoulder [80.41](#)  
 specified site NEC [80.49](#)  
 spine [80.49](#)  
 wrist [80.43](#)  
 cerebral tracts [01.32](#)  
 chordae tendineae [35.32](#)  
 common wall between posterior left  
 atrium and coronary sinus (with  
 roofing of resultant defect with  
 patch graft) [35.82](#)

Division ---*Cont.*

congenital web  
 larynx [31.98](#)  
 pharynx [29.54](#)  
 endometrial synechiae [68.21](#)  
 fallopian tube  
 --see Ligation, fallopian tube  
 fascia [83.14](#)  
 hand [82.12](#)  
 frenulum, frenum  
 labial [27.91](#)  
 lingual [25.91](#)  
 tongue [25.91](#)  
 ganglion, sympathetic [05.0](#)  
 glossopharyngeal nerve [29.92](#)  
 goniosynechiae [12.31](#)  
 hypophyseal stalk --see *also*  
 Hypophysectomy, partial [07.63](#)  
 iliotibial band [83.14](#)  
 isthmus  
 horseshoe kidney [55.85](#)  
 thyroid [06.91](#)  
 joint capsule [80.40](#)  
 ankle [80.47](#)  
 elbow [80.42](#)  
 foot and toe [80.48](#)  
 hand and finger [80.44](#)  
 hip [80.45](#)  
 knee [80.46](#)  
 shoulder [80.41](#)  
 specified site NEC [80.49](#)  
 wrist [80.43](#)  
 labial frenum [27.91](#)  
 lacrimal ductules [09.0](#)  
 laryngeal nerve (external) (recurrent)  
 (superior) [31.91](#)  
 ligament [80.40](#)  
 ankle [80.47](#)  
 arcuate (spine) --omit code  
 canthal [08.36](#)  
 elbow [80.42](#)  
 foot and toe [80.48](#)  
 hand and finger [80.44](#)  
 hip [80.45](#)  
 knee [80.46](#)  
 palpebrae [08.36](#)  
 shoulder [80.41](#)  
 specified site NEC [80.49](#)  
 spine [80.49](#)  
 arcuate --omit code  
 flavum --omit code  
 uterosacral [69.3](#)  
 wrist [80.43](#)  
 ligamentum flavum (spine) --omit code  
 meninges (cerebral) [01.31](#)  
 muscle [83.19](#)  
 hand [82.19](#)  
 nasolacrimal duct stricture (with drainage)  
[09.59](#)

Division ---*Cont.*

nerve (cranial) (peripheral) NEC [04.03](#)  
 acoustic [04.01](#)  
 adrenal gland [07.42](#)  
 auditory [04.01](#)  
 glossopharyngeal [29.92](#)  
 lacrimal branch [05.0](#)  
 laryngeal (external) (recurrent)  
 (superior) [31.91](#)  
 phrenic [04.03](#)  
 for collapse of lung [33.31](#)  
 root, spinal or intraspinal [03.1](#)  
 sympathetic [05.0](#)  
 tracts  
 cerebral [01.32](#)  
 spinal cord [03.29](#)  
 percutaneous [03.21](#)  
 trigeminal [04.02](#)  
 vagus --see *also* Vagotomy [44.00](#)  
 vestibular [04.01](#)  
 otosclerotic process or material, middle  
 ear [19.0](#)  
 papillary muscle (heart) [35.31](#)  
 patent ductus arteriosus [38.85](#)  
 penile adhesions [64.93](#)  
 posterior synechiae [12.33](#)  
 pylorus (with wedge resection) [43.3](#)  
 rectum (stricture) [48.91](#)  
 scalenus anticus muscle [83.19](#)  
 Skene's gland [71.3](#)  
 soft tissue NEC [83.19](#)  
 hand [82.19](#)  
 sphincter  
 anal (external) (internal) [49.59](#)  
 left lateral [49.51](#)  
 posterior [49.52](#)  
 cardiac [42.7](#)  
 of Oddi [51.82](#)  
 endoscopic [51.85](#)  
 pancreatic [51.82](#)  
 endoscopic [51.85](#)  
 spinal  
 cord tracts [03.29](#)  
 percutaneous [03.21](#)  
 nerve root [03.1](#)  
 symblepharon(with insertion of  
 conformer) [10.5](#)  
 synechiae  
 endometrial [68.21](#)  
 iris (posterior) [12.33](#)  
 anterior [12.32](#)  
 tarsorrhaphy [08.02](#)  
 tendon [83.13](#)  
 Achilles [83.11](#)  
 adductor (hip) [83.12](#)  
 hand [82.11](#)  
 trabeculae carnae cordis (heart) [35.35](#)  
 tympanum [20.23](#)  
 uterosacral ligaments [69.3](#)

Division ---*Cont.*

vaginal septum [70.14](#)  
 vas deferens [63.71](#)  
 vein (with ligation) [38.80](#)  
 abdominal [38.87](#)  
 head and neck NEC [38.82](#)  
 intracranial NEC [38.81](#)  
 lower limb [38.89](#)  
 varicose [38.59](#)  
 thoracic NEC [38.85](#)  
 upper limb [38.83](#)  
 varicose [38.50](#)  
 abdominal [38.57](#)  
 head and neck NEC [38.52](#)  
 intracranial NEC [38.51](#)  
 lower limb [38.59](#)  
 thoracic NEC [38.55](#)  
 upper limb [38.53](#)  
 vitreous, cicatricial bands (posterior approach) [14.74](#)  
 anterior approach [14.73](#)  
 Doleris operation (shortening of round ligaments) [69.22](#)  
 D'Ombrian operation (excision of pterygium with corneal graft) [11.32](#)  
 Domestic tasks therapy [93.83](#)  
 Dopplergram, Doppler flow mapping  
 --*see also* Ultrasonography  
 aortic arch [88.73](#)  
 head and neck [88.71](#)  
 heart [88.72](#)  
 thorax NEC [88.73](#)  
 Dorrance operation (push- back operation for cleft palate) [27.62](#)  
 Dotter operation (transluminal angioplasty) [39.59](#)  
 Douche, vagina [96.44](#)  
 Douglas' operation (suture of tongue to lip for micrognathia) [25.59](#)  
 Downstream® System (AO therapy) (aqueous oxygen) [00.49](#)  
 Doyle operation (paracervical uterine denervation) [69.3](#)  
 Drainage  
 by  
 anastomosis --*see* Anastomosis  
 aspiration --*see* Aspiration  
 incision --*see* Incision  
 abdomen [54.19](#)  
 percutaneous [54.91](#)  
 abscess --*see also* Drainage, by site  
 and Incision, by site  
 appendix [47.2](#)  
 with appendectomy [47.09](#)  
 laparoscopic [47.01](#)  
 parapharyngeal(oral)(transcervical) [28.0](#)  
 peritonsillar (oral) (transcervical) [28.0](#)  
 retropharyngeal(oral)(transcervical) [28.0](#)

Drainage -abscess ---*Cont.*

thyroid (field) (gland) [06.09](#)  
 percutaneous (needle) [06.01](#)  
 postoperative [06.02](#)  
 tonsil, tonsillar(oral)(transcervical) [28.0](#)  
 antecubital fossa [86.04](#)  
 appendix [47.91](#)  
 with appendectomy [47.09](#)  
 laparoscopic [47.01](#)  
 abscess [47.2](#)  
 with appendectomy [47.09](#)  
 laparoscopic [47.01](#)  
 axilla [86.04](#)  
 bladder (without incision) [57.0](#)  
 by indwelling catheter [57.94](#)  
 percutaneous suprapubic (closed) [57.17](#)  
 suprapubic NEC [57.18](#)  
 buccal space [27.0](#)  
 bursa [83.03](#)  
 by aspiration [83.94](#)  
 hand [82.92](#)  
 hand [82.03](#)  
 by aspiration [82.92](#)  
 radial [82.03](#)  
 ulnar [82.03](#)  
 cerebrum, cerebral (meninges) (ventricle) (incision) (trephination) [01.39](#)  
 by  
 anastomosis --*see* Shunt, ventricular  
 aspiration [01.09](#)  
 through previously implanted  
 catheter [01.02](#)  
 chest (closed) [34.04](#)  
 open (by incision) [34.09](#)  
 thoracoscopic 34.06  
 cranial sinus (incision) (trephination) [01.21](#)  
 by aspiration [01.09](#)  
 cul- de- sac [70.12](#)  
 by aspiration [70.0](#)  
 cyst --*see also* Drainage, by site and  
 Incision, by site  
 pancreas (by catheter) [52.01](#)  
 by marsupialization [52.3](#)  
 internal (anastomosis) [52.4](#)  
 pilonidal [86.03](#)  
 spleen, splenic(by marsupialization) [41.41](#)  
 duodenum (tube) [46.39](#)  
 by incision [45.01](#)  
 ear  
 external [18.09](#)  
 inner [20.79](#)  
 middle (by myringotomy) [20.09](#)  
 with intubation [20.01](#)  
 epidural space, cerebral (incision) (trephination) [01.24](#)  
 by aspiration [01.09](#)  
 extradural space, cerebral (incision) (trephination) [01.24](#)  
 by aspiration [01.09](#)

Drainage ---*Cont.*

extraperitoneal [54.0](#)  
 facial region [27.0](#)  
 fascial compartments, head and neck [27.0](#)  
 fetal hydrocephalic head (needling)  
 (trocar) [73.8](#)  
 gallbladder [51.04](#)  
 by  
     anastomosis [51.35](#)  
     aspiration [51.01](#)  
     incision [51.04](#)  
 groin region(abdominal wall) (inguinal)  
[54.0](#)  
     skin [86.04](#)  
     subcutaneous tissue [86.04](#)  
 hematoma --see Drainage, by site and  
     Incision, by site  
 hydrocephalic head(needling)(trocar) [73.8](#)  
 hypochondrium [54.0](#)  
     intra- abdominal [54.19](#)  
 iliac fossa [54.0](#)  
 infratemporal fossa [27.0](#)  
 intracranial space (epidural)  
     (extradural) (incision)  
     (trephination) [01.24](#)  
     by aspiration [01.09](#)  
     subarachnoid or subdural (incision)  
     (trephination) [01.31](#)  
     by aspiration [01.09](#)  
 intraperitoneal [54.19](#)  
     percutaneous [54.91](#)  
 kidney (by incision) [55.01](#)  
 by  
     anastomosis [55.86](#)  
     catheter [59.8](#)  
     pelvis (by incision) [55.11](#)  
 liver [50.0](#)  
     by aspiration [50.91](#)  
 Ludwig's angina [27.0](#)  
 lung (by incision) [33.1](#)  
     by punch (needle) (trocar) [33.93](#)  
 midpalmar space [82.04](#)  
 mouth floor [27.0](#)  
 mucocele, nasal sinus [22.00](#)  
     by puncture [22.01](#)  
     through natural ostium [22.02](#)  
 omentum [54.19](#)  
     percutaneous [54.91](#)  
 ovary (aspiration) [65.91](#)  
     by incision [65.09](#)  
     laparoscopic [65.01](#)  
 palmar space (middle) [82.04](#)  
 pancreas (by catheter) [52.01](#)  
     by anastomosis [52.96](#)  
 parapharyngeal [28.0](#)  
 paronychia [86.04](#)  
 parotid space [27.0](#)  
 pelvic peritoneum (female) [70.12](#)  
     male [54.19](#)

Drainage ---*Cont.*

pericardium [37.0](#)  
 perigastric [54.19](#)  
     percutaneous [54.91](#)  
 perineum  
     female [71.09](#)  
     male [86.04](#)  
 perisplenic tissue [54.19](#)  
     percutaneous [54.91](#)  
 peritoneum [54.19](#)  
     pelvic (female) [70.12](#)  
     percutaneous [54.91](#)  
 peritonsillar [28.0](#)  
 pharyngeal space, lateral [27.0](#)  
 pilonidal cyst or sinus [86.03](#)  
 pleura (closed) [34.04](#)  
     open (by incision) [34.09](#)  
     thoracoscopic 34.06  
 popliteal space [86.04](#)  
 postural [93.99](#)  
 postzygomatic space [27.0](#)  
 pseudocyst, pancreas [52.3](#)  
     by anastomosis [52.4](#)  
 pterygopalatine fossa [27.0](#)  
 retropharyngeal [28.0](#)  
 scrotum [61.0](#)  
     skin [86.04](#)  
 spinal (canal) (cord) [03.09](#)  
     by anastomosis --see Shunt, spinal  
     diagnostic [03.31](#)  
 spleen [41.2](#)  
     cyst (by marsupialization) [41.41](#)  
 subarachnoid space, cerebral  
     (incision) (trephination) [01.31](#)  
     by aspiration [01.09](#)  
 subcutaneous tissue [86.04](#)  
 subdiaphragmatic [54.19](#)  
     percutaneous [54.91](#)  
 subdural space, cerebral (incision)  
     (trephination) [01.31](#)  
     by aspiration [01.09](#)  
 subhepatic space [54.19](#)  
     percutaneous [54.91](#)  
 sublingual space [27.0](#)  
 submental space [27.0](#)  
 subphrenic space [54.19](#)  
     percutaneous [54.91](#)  
 supraclavicular fossa [86.04](#)  
 temporal pouches [27.0](#)  
 tendon (sheath) [83.01](#)  
     hand [82.01](#)  
 thenar space [82.04](#)  
 thorax (closed) [34.04](#)  
     open (by incision) [34.09](#)  
     thoracoscopic 34.06  
 thyroglossal tract (by incision) [06.09](#)  
     by aspiration [06.01](#)

- Drainage --*Cont.*  
 thyroid (field) (gland) (by incision) [06.09](#)  
   by aspiration [06.01](#)  
   postoperative [06.02](#)  
 tonsil [28.0](#)  
 tunica vaginalis [61.0](#)  
 ureter (by catheter) [59.8](#)  
   by  
     anastomosis NEC --*see also*  
       Anastomosis, ureter [56.79](#)  
       incision [56.2](#)  
 ventricle (cerebral) (incision) NEC [02.39](#)  
   by  
     anastomosis --*see* Shunt, ventricular  
     aspiration [01.09](#)  
     through previously implanted  
       catheter [01.02](#)  
   vertebral column [03.09](#)
- Drawing test [94.08](#)
- Dressing  
   burn [93.57](#)  
   ulcer [93.56](#)  
   wound [93.57](#)
- Drilling  
   bone --*see also* Incision, bone [77.10](#)  
   ovary [65.99](#)
- Drotrecogin alfa (activated), infusion [00.11](#)
- Ductogram, mammary [87.35](#)
- Duhamel operation (abdominoperineal  
 pull- through) [48.65](#)
- Duhrssen's  
   incisions (cervix, to assist delivery) [73.93](#)  
   operation (vaginofixation of uterus) [69.22](#)
- Dunn operation (triple arthrodesis) [81.12](#)
- Duodenectomy [45.62](#)  
   with  
     gastroctomy --*see* Gastroctomy  
     pancreatectomy --*see* Pancreatectomy
- Duodenocholedochotomy [51.51](#)
- Duodenoduodenostomy [45.91](#)  
   proximal to distal segment [45.62](#)
- Duodenoileostomy [45.91](#)
- Duodenojejunoscopy [45.91](#)
- Duodenorrhaphy [46.71](#)
- Duodenoplasty [46.79](#)
- Duodenoscopy [45.13](#)  
   through stoma (artificial) [45.12](#)  
   transabdominal (operative) [45.11](#)
- Duodenostomy [46.39](#)
- Duodenotomy [45.01](#)
- Dupuytren operation  
   fasciectomy [82.35](#)  
   fasciotomy [82.12](#)  
     with excision [82.35](#)  
   shoulder disarticulation [84.08](#)
- Durabond [86.59](#)
- Duraplasty [02.12](#)
- Durham (- Caldwell) operation  
   (transfer of biceps femoris tendon)  
   [83.75](#)
- DuToit and Roux operation (staple  
 capsulorrhaphy of shoulder) [81.82](#)
- DuVries operation (tenoplasty) [83.88](#)
- Dwyer operation  
   fasciotomy [83.14](#)  
   soft tissue release NEC [83.84](#)  
   wedge osteotomy, calcaneus [77.28](#)

## E

- E2F decoy [00.16](#)
- Eagleton operation (extrapetrosal drainage) [20.22](#)
- ECG --see [Electrocardiogram](#)
- Echocardiography [88.72](#)  
 intracardiac (heart chambers) (ICE) [37.28](#)  
 intravascular (coronary vessels) [00.24](#)  
 transesophageal [88.72](#)  
 monitoring (Doppler)(ultrasound)[89.68](#)
- Echoencephalography [88.71](#)
- Echography --see [Ultrasonography](#)
- Echogynography [88.79](#)
- Echoplacentogram [88.78](#)
- ECMO (extracorporeal membrane oxygenation) [39.65](#)
- Eden-Hybinette operation (glenoid bone block) [78.01](#)
- Educational therapy (bed-bound children) (handicapped) [93.82](#)
- EEG (electroencephalogram) [89.14](#)  
 monitoring (radiographic) (video) [89.19](#)
- Effler operation (heart) [36.2](#)
- Effleurage [93.39](#)
- EGD (esophagogastroduodenoscopy) [45.13](#)  
 with closed biopsy [45.16](#)
- Eggs operation  
 tendon release (patellar retinacula) [83.13](#)  
 tendon transfer (biceps femoris tendon) (hamstring tendon) [83.75](#)
- EKG --see [also](#) [Electrocardiogram](#) [89.52](#)
- Elastic hosiery [93.59](#)
- Electrocardiogram (with 12 or more leads) [89.52](#)  
 with vectorcardiogram [89.53](#)  
 fetal (scalp), intrauterine [75.32](#)  
 rhythm (with one to three leads) [89.51](#)
- Electrocautery --see [also](#) [Cauterization](#)  
 cervix [67.32](#)  
 corneal lesion (ulcer) [11.42](#)  
 esophagus [42.39](#)  
 endoscopic [42.33](#)
- Electrocoagulation --see [also](#) [Destruction, lesion, by site](#)  
 aneurysm (cerebral) (peripheral vessels) [39.52](#)  
 cervix [67.32](#)  
 cystoscopic [57.49](#)
- ear  
 external [18.29](#)  
 inner [20.79](#)  
 middle [20.51](#)  
 fallopian tube (lesion) [66.61](#)  
 for tubal ligation --see [Ligation, fallopian tube](#)  
 gasserian ganglion [04.02](#)
- Electrocoagulation --*Cont.*  
 nasal turbinates [21.61](#)  
 nose, for epistaxis (with packing) [21.03](#)  
 ovary [65.29](#)  
 laparoscopic [65.25](#)  
 prostatic bed [60.94](#)  
 rectum (polyp) [48.32](#)  
 radical [48.31](#)  
 retina (for)  
 destruction of lesion [14.21](#)  
 reattachment [14.51](#)  
 repair of tear [14.31](#)  
 round ligament [69.19](#)  
 semicircular canals [20.79](#)  
 urethrovessical junction,transurethral [57.49](#)  
 uterine ligament [69.19](#)  
 uterosacral ligament [69.19](#)  
 uterus [68.29](#)  
 vagina [70.33](#)  
 vulva [71.3](#)
- Electrocochleography [20.31](#)
- Electroconization, cervix [67.32](#)
- Electroconvulsive therapy (ECT) [94.27](#)
- Electroencephalogram (EEG) [89.14](#)  
 monitoring (radiographic) (video) [89.19](#)
- Electrogastrogram [44.19](#)
- Electrokeratotomy [11.49](#)
- Electrolysis  
 ciliary body [12.71](#)  
 hair follicle [86.92](#)  
 retina (for)  
 destruction of lesion [14.21](#)  
 reattachment [14.51](#)  
 repair of tear [14.31](#)  
 skin [86.92](#)  
 subcutaneous tissue [86.92](#)
- Electromyogram, electromyography (EMG) (muscle) [93.08](#)  
 eye [95.25](#)  
 urethral sphincter [89.23](#)
- Electronarcosis [94.29](#)
- Electronic gaiter [93.59](#)
- Electronystagmogram (ENG) [95.24](#)
- Electro-oculogram (EOG) [95.22](#)
- Electroresection --see [also](#) [Destruction, lesion, by site](#)  
 bladder neck (transurethral) [57.49](#)  
 esophagus [42.39](#)  
 endoscopic [42.33](#)  
 prostate (transurethral) [60.29](#)  
 stomach [43.49](#)  
 endoscopic [43.41](#)
- Electroretinogram (ERG) [95.21](#)
- Electroshock therapy (EST) [94.27](#)  
 subconvulsive [94.26](#)



- Elevation  
 bone fragments (fractured)  
 orbit [76.79](#)  
 sinus (nasal)  
 frontal [22.79](#)  
 maxillary [22.79](#)  
 skull (with debridement) [02.02](#)  
 spinal [03.53](#)  
 pedicle graft [86.71](#)
- Elliot operation (scleral trephination with iridectomy) [12.61](#)
- Ellis Jones operation (repair of peroneal tendon) [83.88](#)
- Ellison operation (reinforcement of collateral ligament) [81.44](#)
- Elmslie-Cholmeley operation (tarsal wedge osteotomy) [77.28](#)
- Eloesser operation  
 thoracoplasty [33.34](#)  
 thoracostomy [34.09](#)
- Elongation --see Lengthening
- Embolectomy [38.00](#)  
 with endarterectomy --see Endarterectomy
- abdominal  
 artery [38.06](#)  
 vein [38.07](#)
- aorta (arch) (ascending) (descending) [38.04](#)
- arteriovenous shunt or cannula [39.49](#)  
 bovine graft [39.49](#)  
 head and neck NEC [38.02](#)  
 intracranial NEC [38.01](#)
- lower limb  
 artery [38.08](#)  
 vein [38.09](#)
- mechanical  
 endovascular  
 head and neck [39.74](#)  
 pulmonary (artery) (vein) [38.05](#)  
 thoracic NEC [38.05](#)  
 upper limb (artery) (vein) [38.03](#)
- Embolization (transcatheter)  
 adhesive (glue) [39.79](#)  
 head and neck [39.72](#)  
 arteriovenous fistula [39.53](#)  
 endovascular [39.72](#)  
 artery (selective) [38.80](#)  
 by  
 endovascular approach [39.79](#)  
 head and neck vessels  
 bare coils [39.75](#)  
 bioactive coils [39.76](#)  
 percutaneous transcatheter infusion [99.29](#)  
 abdominal NEC [38.86](#)  
 duodenal (transcatheter) [44.44](#)  
 gastric (transcatheter) [44.44](#)  
 renal (transcatheter) [38.86](#)
- Embolization --artery --Cont.  
 aorta (arch) (ascending) (descending) [38.84](#)  
 duodenal (transcatheter) [44.44](#)  
 gastric (transcatheter) [44.44](#)  
 head and neck NEC [38.82](#)  
 intracranial NEC [38.81](#)  
 lower limb [38.88](#)  
 renal (transcatheter) [38.86](#)  
 thoracic NEC [38.85](#)  
 upper limb [38.83](#)
- AVM, intracranial, endovascular approach [39.72](#)  
 carotid cavernous fistula [39.53](#)  
 chemoembolization [99.25](#)  
 coil, endovascular [39.79](#)  
 head and neck  
 bare coils [39.75](#)  
 bioactive coils [39.76](#)  
 vein (selective) [38.80](#)  
 by  
 endovascular approach [39.79](#)  
 head and neck [39.72](#)  
 abdominal NEC [38.87](#)  
 duodenal (transcatheter) [44.44](#)  
 gastric (transcatheter) [44.44](#)  
 duodenal (transcatheter) [44.44](#)  
 gastric (transcatheter) [44.44](#)
- Embryotomy [73.8](#)
- EMG --see Electromyogram
- Emmet operation (cervix) [67.61](#)
- Encephalocentesis --see also Puncture [01.09](#)  
 fetal head, transabdominal [73.8](#)
- Encephalography (cisternal puncture) (fractional) (lumbar) (pneumoencephalogram) [87.01](#)
- Encephalopuncture [01.09](#)
- Encircling procedure --see also Cerclage  
 sclera, for buckling [14.49](#)  
 with implant [14.41](#)
- Endarterectomy (gas) (with patch graft) [38.10](#)  
 abdominal [38.16](#)  
 aorta (arch) (ascending) (descending) [38.14](#)  
 coronary artery --see category [36.0](#)  
 open chest approach [36.03](#)  
 head and neck (open) NEC [38.12](#)
- Note: Also use [00.40](#), [00.41](#), [00.42](#), or [00.43](#) to show the total number of vessels treated. Use code [00.44](#) once to show procedure on a bifurcated vessel. In addition, use [00.45](#), [00.46](#), [00.47](#), or [00.48](#) to show the number of vascular stents inserted.
- percutaneous approach,  
 intracranial vessel(s) [00.62](#)  
 percutaneous approach, precerebral (extracranial) vessel(s) [00.61](#)

Endarterectomy ---*Cont.*

intracranial (open) NEC [38.11](#)

Note: Also use [00.40](#), [00.41](#), [00.42](#), or [00.43](#) to show the total number of vessels treated. Use code [00.44](#) once to show procedure on a bifurcated vessel. In addition, use [00.45](#), [00.46](#), [00.47](#), or [00.48](#) to show the number of vascular stents inserted.

percutaneous approach, intracranial vessel(s) [00.62](#)

lower limb [38.18](#)

thoracic NEC [38.15](#)

upper limb [38.13](#)

Endoaneurysmorrhaphy ---*see also*

Aneurysmorrhaphy [39.52](#)

by or with

endovascular graft

abdominal aorta [39.71](#)

lower extremity artery(s) [39.79](#)

thoracic aorta [39.73](#)

upper extremity artery(s) [39.79](#)

Endolymphatic (-subarachnoid) shunt [20.71](#)

Endometrectomy (uterine) (internal) [68.29](#)

bladder [57.59](#)

cul- de- sac [70.32](#)

Endoprostheses

bile duct [51.87](#)

femoral head (bipolar) [81.52](#)

Endoscopy

with biopsy ---*see* Biopsy, by site, closed anus [49.21](#)

biliary tract (operative) [51.11](#)

by retrograde cholangiography (ERC) [51.11](#)

by retrograde cholangiopancreatography (ERCP) [51.10](#)

intraoperative [51.11](#)

percutaneous (via T- tube or other tract) [51.98](#)

with removal of common duct stones [51.96](#)

bladder [57.32](#)

through stoma (artificial) [57.31](#)

bronchus NEC [33.23](#)

with biopsy [33.24](#)

fiberoptic [33.22](#)

through stoma (artificial) [33.21](#)

colon [45.23](#)

through stoma (artificial) [45.22](#)

transabdominal (operative) [45.21](#)

cul- de- sac [70.22](#)

ear [18.11](#)

esophagus NEC [42.23](#)

through stoma (artificial) [42.22](#)

transabdominal (operative) [42.21](#)

Endoscopy ---*Cont.*

ileum [45.13](#)

through stoma (artificial) [45.12](#)

transabdominal (operative) [45.11](#)

intestine NEC [45.24](#)

large [45.24](#)

fiberoptic (flexible) [45.23](#)

through stoma (artificial) [45.22](#)

transabdominal (intraoperative) [45.21](#)

small [45.13](#)

esophagogastroduodenoscopy (EGD) [45.13](#)

with closed biopsy [45.16](#)

through stoma (artificial) [45.12](#)

transabdominal (operative) [45.11](#)

jejunum [45.13](#)

through stoma (artificial) [45.12](#)

transabdominal (operative) [45.11](#)

kidney [55.21](#)

larynx [31.42](#)

through stoma (artificial) [31.41](#)

lung ---*see* Bronchoscopy

mediastinum (transpleural) [34.22](#)

nasal sinus [22.19](#)

nose [21.21](#)

pancreatic duct [52.13](#)

pelvis [55.22](#)

peritoneum [54.21](#)

pharynx [29.11](#)

rectum [48.23](#)

through stoma (artificial) [48.22](#)

transabdominal (operative) [48.21](#)

sinus, nasal [22.19](#)

stomach NEC [44.13](#)

through stoma (artificial) [44.12](#)

transabdominal (operative) [44.11](#)

thorax (transpleural) [34.21](#)

trachea NEC [31.42](#)

through stoma (artificial) [31.41](#)

transpleural

mediastinum [34.22](#)

thorax [34.21](#)

ureter [56.31](#)

urethra [58.22](#)

uterus [68.12](#)

vagina [70.21](#)

Enema (transanal) NEC [96.39](#)

for removal of impacted feces [96.38](#)

ENG (electronystagmogram) [95.24](#)

Enlargement

aortic lumen, thoracic [38.14](#)

atrial septal defect (pre-existing) [35.41](#)

in repair of total anomalous pulmonary

venous connection [35.82](#)

eye socket [16.64](#)

foramen ovale (pre-existing) [35.41](#)

in repair of total anomalous pulmonary

venous connection [35.82](#)

- Enlargement ---*Cont*  
 intestinal stoma [46.40](#)  
   large intestine [46.43](#)  
   small intestine [46.41](#)  
 introitus [96.16](#)  
 orbit (eye) [16.64](#)  
 palpebral fissure [08.51](#)  
 punctum [09.41](#)  
 sinus tract (skin) [86.89](#)
- Enterectomy NEC [45.63](#)
- Enteroanastomosis  
 large- to- large intestine [45.94](#)  
 small- to- large intestine [45.93](#)  
 small- to- small intestine [45.91](#)
- Enterocolectomy [53.9](#)  
 female [70.92](#)  
   with graft or prosthesis [70.93](#)  
 vaginal [70.92](#)  
   with graft or prosthesis [70.93](#)
- Enterocentesis [45.00](#)  
 duodenum [45.01](#)  
 large intestine [45.03](#)  
 small intestine NEC [45.02](#)
- Entercholecystostomy [51.32](#)
- Enteroclysis (small bowel) [96.43](#)
- Enterocolectomy NEC [45.79](#)
- Enterocolostomy [45.93](#)
- Enteroentectomy [46.99](#)
- Enteroenterostomy [45.90](#)  
 small- to- large intestine [45.93](#)  
 small- to- small intestine [45.91](#)
- Enterogastrostomy [44.39](#)  
 laparoscopic [44.38](#)
- Enterolithotomy [45.00](#)
- Enterolysis [54.59](#)  
 laparoscopic [54.51](#)
- Enteropancreatostomy [52.96](#)
- Enterorrhaphy [46.79](#)  
 large intestine [46.75](#)  
 small intestine [46.73](#)
- Enterostomy NEC [46.39](#)  
 cecum --*see also* Colostomy [46.10](#)  
 colon (transverse) --*see also* Colostomy  
   [46.10](#)  
   loop [46.03](#)  
   delayed opening [46.31](#)  
 duodenum [46.39](#)  
   loop [46.01](#)  
 feeding NEC [46.39](#)  
   percutaneous (endoscopic) [46.32](#)  
 ileum (Brooke) (Dragstedt) [46.20](#)  
   loop [46.01](#)  
 jejunum (feeding) [46.39](#)  
   loop [46.01](#)  
   percutaneous (endoscopic) [46.32](#)  
 sigmoid colon --*see also* Colostomy [46.10](#)  
   loop [46.03](#)  
 transverse colon --*see also* Colostomy [46.10](#)  
   loop [46.03](#)
- Enterotomy [45.00](#)  
 large intestine [45.03](#)  
 small intestine [45.02](#)
- Enucleation--*see also* Excision, lesion, by site  
 cyst  
   broad ligament [69.19](#)  
   dental [24.4](#)  
   liver [50.29](#)  
   ovarian [65.29](#)  
     laparoscopic [65.25](#)  
   parotid gland [26.29](#)  
   salivary gland [26.29](#)  
   skin [86.3](#)  
   subcutaneous tissue [86.3](#)  
 eyeball [16.49](#)  
   with implant(into Tenon's capsule) [16.42](#)  
   with attachment of muscles [16.41](#)
- EOG (electro- oculogram) [95.22](#)
- Epicardiectomy [36.39](#)
- Epididymectomy [63.4](#)  
 with orchidectomy (unilateral) [62.3](#)  
 bilateral [62.41](#)
- Epididymogram [87.93](#)
- Epididymoplasty [63.59](#)
- Epididymorrhaphy [63.81](#)
- Epididymotomy [63.92](#)
- Epididymovasostomy [63.83](#)
- Epiglottidectomy [30.21](#)
- Epikeratophakia [11.76](#)
- Epilation  
 eyebrow (forceps) [08.93](#)  
   cryosurgical [08.92](#)  
   electrosurgical [08.91](#)  
 eyelid (forceps) NEC [08.93](#)  
   cryosurgical [08.92](#)  
   electrosurgical [08.91](#)  
 skin [86.92](#)
- Epiphysiodesis --*see also* Arrest, bone growth  
 --*see category* [78.2](#)
- Epiphysiolysis --*see also* Arrest, bone growth  
 --*see category* [78.2](#)
- Epiptoectomy [54.4](#)
- Epiptopexy [54.74](#)
- Epiplorrhaphy [54.74](#)
- Episioperineoplasty [71.79](#)
- Episioperineorrhaphy [71.71](#)  
 obstetrical [75.69](#)
- Episioplasty [71.79](#)
- Episiproctotomy [73.6](#)
- Episiorrhaphy [71.71](#)  
 following episiotomy --*see* Episiotomy  
 for obstetrical laceration [75.69](#)
- Episiotomy(with subsequent episiorrhaphy)[73.6](#)  
 high forceps [72.31](#)  
 low forceps [72.1](#)  
 mid forceps [72.21](#)  
 nonobstetrical [71.09](#)  
 outlet forceps [72.1](#)

- EPS (electrophysiologic stimulation)  
as part of intraoperative testing --omit code  
catheter based invasive electrophysiologic  
testing [37.26](#)  
device interrogation only without arrhythmia  
induction (bedside check) [89.45- 89.49](#)  
noninvasive programmed electrical  
stimulation (NIPS) [37.20](#)
- Eptifibatide, infusion [99.20](#)
- Equalization, leg  
lengthening --see category [78.3](#)  
shortening --see category [78.2](#)
- Equilibration (occlusal) [24.8](#)
- Equiloudness balance [95.43](#)
- ERC (endoscopic retrograde  
cholangiography) [51.11](#)
- ERCP (endoscopic retrograde  
cholangiopancreatography) [51.10](#)  
cannulation of pancreatic duct [52.93](#)
- ERG (electroretinogram) [95.21](#)
- ERP (endoscopic retrograde  
pancreatography) [52.13](#)
- Eruption, tooth, surgical [24.6](#)
- Erythrocytapheresis, therapeutic [99.73](#)
- Escharectomy [86.22](#)
- Escharotomy [86.09](#)
- Esophageal voice training  
(postlaryngectomy) [93.73](#)
- Esophagectomy [42.40](#)  
abdominothoracocervical (combined)  
(synchronous) [42.42](#)  
partial or subtotal [42.41](#)  
total [42.42](#)
- Esophagocologastrostomy (intrathoracic)  
[42.55](#)  
antesternal or antethoracic [42.65](#)
- Esophagocolostomy (intrathoracic) NEC [42.56](#)  
with interposition of colon [42.55](#)  
antesternal or antethoracic NEC [42.66](#)  
with interposition of colon [42.65](#)
- Esophagoduodenostomy (intrathoracic) NEC  
[42.54](#)  
with  
complete gastrectomy [43.99](#)  
interposition of small bowel [42.53](#)
- Esophagoenterostomy (intrathoracic) NEC  
--see also Anastomosis, esophagus, to  
intestinal segment [42.54](#)  
antesternal or antethoracic --see also  
Anastomosis, esophagus, antesternal,  
to intestinal segment [42.64](#)
- Esophagoesophagostomy (intrathoracic)  
[42.51](#)  
antesternal or antethoracic [42.61](#)
- Esophagogastrectomy [43.99](#)
- Esophagogastroduodenoscopy (EGD) [45.13](#)  
with closed biopsy [45.16](#)  
through stoma (artificial) [45.12](#)  
transabdominal (operative) [45.11](#)
- Esophagogastrostomy [42.7](#)
- Esophagogastropexy [44.65](#)
- Esophagogastroplasty [44.65](#)
- Esophagogastrosocopy NEC [44.13](#)  
through stoma (artificial) [44.12](#)  
transabdominal (operative) [44.11](#)
- Esophagogastrostomy (intrathoracic) [42.52](#)  
with partial gastrectomy [43.5](#)  
antesternal or antethoracic [42.62](#)
- Esophagoileostomy (intrathoracic) NEC [42.54](#)  
with interposition of small bowel [42.53](#)  
antesternal or antethoracic NEC [42.64](#)  
with interposition of small bowel [42.63](#)
- Esophagojejunostomy (intrathoracic) NEC [42.54](#)  
with  
complete gastrectomy [43.99](#)  
interposition of small bowel [42.53](#)  
antesternal or antethoracic NEC [42.64](#)  
with interposition of small bowel [42.63](#)
- Esophagomyotomy [42.7](#)
- Esophagoplasty NEC [42.89](#)
- Esophagorrhaphy [42.82](#)
- Esophagoscopy NEC [42.23](#)  
by incision (operative) [42.21](#)  
with closed biopsy [42.24](#)  
through stoma (artificial) [42.22](#)  
transabdominal (operative) [42.21](#)
- Esophagostomy [42.10](#)  
cervical [42.11](#)  
thoracic [42.19](#)
- Esophagotomy NEC [42.09](#)
- Estes operation (ovary) [65.72](#)  
laparoscopic [65.75](#)
- Estlander operation (thoracoplasty) [33.34](#)
- ESWL (extracorporeal shockwave lithotripsy)  
NEC [98.59](#)  
bile duct [98.52](#)  
bladder [98.51](#)  
gallbladder [98.52](#)  
kidney [98.51](#)  
Kock pouch (urinary diversion) [98.51](#)  
renal pelvis [98.51](#)  
specified site NEC [98.59](#)  
ureter [98.51](#)
- Ethmoidectomy [22.63](#)
- Ethmoidotomy [22.51](#)
- Evacuation  
abscess --see Drainage, by site  
anterior chamber (eye) (aqueous)  
(hypHEMA) [12.91](#)  
cyst --see also Excision, lesion, by site  
breast [85.91](#)  
kidney [55.01](#)  
liver [50.29](#)  
hematoma --see also Incision, hematoma  
obstetrical [75.92](#)  
incisional [75.91](#)  
hemorrhoids (thrombosed) [49.47](#)

Evacuation ---*Cont.*

- pelvic blood clot (by incision) [54.19](#)
- by
  - culdocentesis [70.0](#)
  - culdoscopy [70.22](#)
- retained placenta
  - with curettage [69.02](#)
  - manual [75.4](#)
- streptothrix from lacrimal duct [09.42](#)

## Evaluation (of)

- audiological [95.43](#)
- cardiac rhythm device (CRT- D) (CRT- P) (AICD) (pacemaker) --*see* Interrogation
- criminal responsibility, psychiatric [94.11](#)
- functional (physical therapy) [93.01](#)
- hearing NEC [95.49](#)
- orthotic (for brace fitting) [93.02](#)
- prosthetic (for artificial limb fitting) [93.03](#)
- psychiatric NEC [94.19](#)
  - commitment [94.13](#)
- psychologic NEC [94.08](#)
- testimentary capacity, psychiatric [94.11](#)

Evans operation (release of clubfoot) [83.84](#)

## Evisceration

- eyeball [16.39](#)
  - with implant (into scleral shell) [16.31](#)
- ocular contents [16.39](#)
  - with implant (into scleral shell) [16.31](#)
- orbit --*see also* Exenteration, orbit [16.59](#)
- pelvic (anterior) (posterior) (partial) (total) (female) [68.8](#)
- male [57.71](#)

## Evulsion

- nail (bed) (fold) [86.23](#)
- skin [86.3](#)
- subcutaneous tissue [86.3](#)

## Examination (for)

- breast
  - manual [89.36](#)
  - radiographic NEC [87.37](#)
  - thermographic [88.85](#)
  - ultrasonic [88.73](#)
- cervical rib (by x- ray) [87.43](#)
- colostomy stoma (digital) [89.33](#)
- dental (oral mucosa) (peridontal) [89.31](#)
  - radiographic NEC [87.12](#)
- enterostomy stoma (digital) [89.33](#)
- eye [95.09](#)
  - color vision [95.06](#)
  - comprehensive [95.02](#)
  - dark adaptation [95.07](#)
  - limited (with prescription of spectacles) [95.01](#)
  - under anesthesia [95.04](#)
- fetus, intrauterine [75.35](#)
- general physical [89.7](#)
- glaucoma [95.03](#)
- gynecological [89.26](#)
- hearing [95.47](#)

Examination (for)---*Cont.*microscopic (specimen) (of) [91.9](#)

Note -- Use the following fourth-digit subclassification with categories [90-91](#) to identify type of examination:

- 1 bacterial smear
- 2 culture
- 3 culture and sensitivity
- 4 parasitology
- 5 toxicology
- 6 cell block and Papanicolaou smear
- 9 other microscopic examination

- adenoid [90.3](#)
- adrenal gland [90.1](#)
- amnion [91.4](#)
- anus [90.9](#)
- appendix [90.9](#)
- bile ducts [91.0](#)
- bladder [91.3](#)
- blood [90.5](#)
- bone [91.5](#)
  - marrow [90.6](#)
- brain [90.0](#)
- breast [91.6](#)
- bronchus [90.4](#)
- bursa [91.5](#)
- cartilage [91.5](#)
- cervix [91.4](#)
- chest wall [90.4](#)
- chorion [91.4](#)
- colon [90.9](#)
- cul- de- sac [91.1](#)
- dental [90.8](#)
- diaphragm [90.4](#)
- duodenum [90.8](#)
- ear [90.3](#)
- endocrine gland NEC [90.1](#)
- esophagus [90.8](#)
- eye [90.2](#)
- fallopian tube [91.4](#)
- fascia [91.5](#)
- female genital tract [91.4](#)
- fetus [91.4](#)
- gallbladder [91.0](#)
- hair [91.6](#)
- ileum [90.9](#)
- jejunum [90.9](#)
- joint fluid [91.5](#)
- kidney [91.2](#)
- large intestine [90.9](#)
- larynx [90.3](#)
- ligament [91.5](#)
- liver [91.0](#)
- lung [90.4](#)
- lymph (node) [90.7](#)
- meninges [90.0](#)
- mesentery [91.1](#)
- mouth [90.8](#)

Examination - microscopic ---*Cont.*

muscle [91.5](#)  
 musculoskeletal system [91.5](#)  
 nails [91.6](#)  
 nerve [90.0](#)  
 nervous system [90.0](#)  
 nose [90.3](#)  
 omentum [91.1](#)  
 operative wound [91.7](#)  
 ovary [91.4](#)  
 pancreas [91.0](#)  
 parathyroid gland [90.1](#)  
 penis [91.3](#)  
 perirenal tissue [91.2](#)  
 peritoneum (fluid) [91.1](#)  
 periureteral tissue [91.2](#)  
 perivesical (tissue) [91.3](#)  
 pharynx [90.3](#)  
 pineal gland [90.1](#)  
 pituitary gland [90.1](#)  
 placenta [91.4](#)  
 pleura (fluid) [90.4](#)  
 prostate [91.3](#)  
 rectum [90.9](#)  
 retroperitoneum [91.1](#)  
 semen [91.3](#)  
 seminal vesicle [91.3](#)  
 sigmoid [90.9](#)  
 skin [91.6](#)  
 small intestine [90.9](#)  
 specified site NEC [91.8](#)  
 spinal fluid [90.0](#)  
 spleen [90.6](#)  
 sputum [90.4](#)  
 stomach [90.8](#)  
 stool [90.9](#)  
 synovial membrane [91.5](#)  
 tendon [91.5](#)  
 thorax NEC [90.4](#)  
 throat [90.3](#)  
 thymus [90.1](#)  
 thyroid gland [90.1](#)  
 tonsil [90.3](#)  
 trachea [90.4](#)  
 ureter [91.2](#)  
 urethra [91.3](#)  
 urine [91.3](#)  
 uterus [91.4](#)  
 vagina [91.4](#)  
 vas deferens [91.3](#)  
 vomitus [90.8](#)  
 vulva [91.4](#)  
 neurologic [89.13](#)  
 neuro- ophthalmology [95.03](#)  
 ophthalmoscopic [16.21](#)  
 panorex, mandible [87.12](#)  
 pelvic (manual) [89.26](#)  
     instrumental (by pelvimeter) [88.25](#)  
     pelvimetric [88.25](#)

Examination (for) ---*Cont.*

physical, general [89.7](#)  
 postmortem [89.8](#)  
 rectum (digital) [89.34](#)  
     endoscopic [48.23](#)  
         through stoma (artificial) [48.22](#)  
         transabdominal [48.21](#)  
 retinal disease [95.03](#)  
 specified type (manual) NEC [89.39](#)  
 thyroid field, postoperative [06.02](#)  
 uterus (digital) [68.11](#)  
     endoscopic [68.12](#)  
 vagina [89.26](#)  
     endoscopic [70.21](#)  
 visual field [95.05](#)  
 Exchange transfusion [99.01](#)  
     intrauterine [75.2](#)  
 Excision  
     aberrant tissue --*see* Excision, lesion,  
         by site of tissue origin  
     abscess --*see* Excision, lesion, by site  
     accessory tissue --*see also* Excision, lesion,  
         by site of tissue origin  
         lung [32.29](#)  
             endoscopic [32.28](#)  
             thoracoscopic [32.20](#)  
         spleen [41.93](#)  
     adenoids (tag) [28.6](#)  
         with tonsillectomy [28.3](#)  
     adenoma --*see* Excision, lesion, by site  
     adrenal gland--*see also* Adrenalectomy [07.22](#)  
     ampulla of Vater (with reimplantation of  
         common duct) [51.62](#)  
     anal papilla [49.39](#)  
         endoscopic [49.31](#)  
     aneurysm (arteriovenous) --*see also*  
         Aneurysmectomy [38.60](#)  
         coronary artery [36.91](#)  
         heart [37.32](#)  
         myocardium [37.32](#)  
         sinus of Valsalva [35.39](#)  
         ventricle (heart) [37.32](#)  
     anus (complete) (partial) [49.6](#)  
     aortic subvalvular ring [35.35](#)  
     apocrine gland [86.3](#)  
     aponeurosis [83.42](#)  
         hand [82.33](#)  
     appendage, left atrial [37.36](#)  
     appendiceal stump [47.09](#)  
         laparoscopic [47.01](#)  
     appendices epiploicae [54.4](#)  
     appendix --*see also* Appendectomy  
         epididymis [63.3](#)  
         testis [62.2](#)  
     arcuate ligament (spine) --*omit code*  
     arteriovenous fistula --*see also*  
         Aneurysmectomy [38.60](#)  
     artery --*see also* Arteriectomy [38.60](#)  
     Baker's cyst, knee [83.39](#)

Excision ---*Cont.*

Bartholin's gland [71.24](#)  
 basal ganglion [01.59](#)  
 bile duct [51.69](#)  
     endoscopic [51.64](#)  
 bladder --*see also* Cystectomy  
 bleb (emphysematous), lung [32.29](#)  
     endoscopic [32.28](#)  
     thoracoscopic [32.20](#)  
 blood vessel --*see also* Angiectomy [38.60](#)  
 bone (ends) (partial), except facial  
     --*see* category [77.8](#)  
     facial NEC [76.39](#)  
         total [76.45](#)  
         with reconstruction [76.44](#)  
     for graft (autograft) (homograft)  
         --*see* category [77.7](#)  
     fragments (chips) --*see also* Incision,  
         bone [77.10](#)  
         joint --*see also* Arthrotomy [80.10](#)  
         necrotic --*see also* Sequestrectomy,  
             bone [77.00](#)  
 heterotopic, from  
     muscle [83.32](#)  
         hand [82.22](#)  
         skin [86.3](#)  
     tendon [83.31](#)  
         hand [82.21](#)  
 mandible [76.31](#)  
     with arthrodesis --*see* Arthrodesis  
         total [76.42](#)  
         with reconstruction [76.41](#)  
     spur --*see* Excision, lesion, bone  
     total, except facial --*see* category [77.9](#)  
         facial NEC [76.45](#)  
         with reconstruction [76.44](#)  
         mandible [76.42](#)  
         with reconstruction [76.41](#)  
 brain [01.59](#)  
     hemisphere [01.52](#)  
     lobe [01.53](#)  
 branchial cleft cyst or vestige [29.2](#)  
 breast --*see also* Mastectomy [85.41](#)  
     aberrant tissue [85.24](#)  
     accessory [85.24](#)  
     ectopic [85.24](#)  
     nipple [85.25](#)  
         accessory [85.24](#)  
         segmental [85.23](#)  
         supernumerary [85.24](#)  
         wedge [85.21](#)  
 broad ligament [69.19](#)  
 bronchogenic cyst [32.09](#)  
     endoscopic [32.01](#)  
 bronchus (wide sleeve) NEC [32.1](#)  
 buccal mucosa [27.49](#)  
 bulbourethral gland [58.92](#)  
 bulbous tuberosities (mandible) (maxilla)  
     (fibrous) (osseous) [24.31](#)

Excision ---*Cont.*

bunion --*see also* Bunionectomy [77.59](#)  
 bunionette (with osteotomy) [77.54](#)  
 bursa [83.5](#)  
     hand [82.31](#)  
 canal of Nuck [69.19](#)  
 cardioma [37.33](#)  
 carotid body (lesion) (partial) (total) [39.8](#)  
 cartilage --*see also* Chondrectomy [80.90](#)  
     intervertebral --*see* category [80.5](#)  
     knee (semilunar) [80.6](#)  
     larynx [30.29](#)  
     nasal (submucous) [21.5](#)  
 caruncle, urethra [58.39](#)  
     endoscopic [58.31](#)  
 cataract --*see also* Extraction, cataract [13.19](#)  
     secondary membrane (after cataract) [13.65](#)  
 cervical  
     rib [77.91](#)  
     stump [67.4](#)  
 cervix (stump) NEC [67.4](#)  
     cold (knife) [67.2](#)  
     conization [67.2](#)  
     cryoconization [67.33](#)  
     electroconization [67.32](#)  
 chalazion (multiple) (single) [08.21](#)  
 cholesteatoma --*see* Excision, lesion, by site  
 choroid plexus [02.14](#)  
 cicatrix (skin) [86.3](#)  
 cilia base [08.20](#)  
 ciliary body, prolapsed [12.98](#)  
 clavicle (head) (partial) [77.81](#)  
     total (complete) [77.91](#)  
 clitoris [71.4](#)  
 coarctation of aorta (end- to- end  
     anastomosis) [38.64](#)  
     with  
         graft replacement (interposition)  
             abdominal [38.44](#)  
             thoracic [38.45](#)  
             thoracoabdominal [38.45](#) [[38.44](#)]  
     common  
         duct [51.63](#)  
         wall between posterior and coronary  
             sinus (with roofing or resultant  
             defect with patch graft) [35.82](#)  
 condyle --*see* category [77.8](#)  
     mandible [76.5](#)  
 conjunctival ring [10.31](#)  
 cornea [11.49](#)  
     epithelium(with chemocauterization) [11.41](#)  
         for smear or culture [11.21](#)  
 costal cartilage [80.99](#)  
 cul- de- sac (Douglas') [70.92](#)  
     with graft or prosthesis [70.93](#)  
 cusp, heart valve [35.10](#)  
     aortic [35.11](#)  
     mitral [35.12](#)  
     tricuspid [35.14](#)

Excision ---Cont.

cyst --see also Excision, lesion, by site  
 apical (tooth) [23.73](#)  
 with root canal therapy [23.72](#)  
 Baker's (popliteal) [83.39](#)  
 breast [85.21](#)  
 broad ligament [69.19](#)  
 bronchogenic [32.09](#)  
 endoscopic [32.01](#)  
 cervix [67.39](#)  
 dental [24.4](#)  
 dentigerous [24.4](#)  
 epididymis [63.2](#)  
 fallopian tube [66.61](#)  
 Gartner's duct [70.33](#)  
 hand [82.29](#)  
 labia [71.3](#)  
 lung [32.29](#)  
 endoscopic [32.28](#)  
 thoracoscopic [32.20](#)  
 mesonephric duct [69.19](#)  
 Morgagni  
 female [66.61](#)  
 male [62.2](#)  
 mullerian duct [60.73](#)  
 nasolabial [27.49](#)  
 nasopalatine [27.31](#)  
 by wide excision [27.32](#)  
 ovary [65.29](#)  
 laparoscopic [65.25](#)  
 parovarian [69.19](#)  
 pericardium [37.31](#)  
 periodontal (apical) (lateral) [24.4](#)  
 popliteal (Baker's), knee [83.39](#)  
 radicular [24.4](#)  
 spleen [41.42](#)  
 synovial (membrane) [83.39](#)  
 thyroglossal (with resection of hyoid  
 bone) [06.7](#)  
 urachal (bladder) [57.51](#)  
 abdominal wall [54.3](#)  
 vagina (Gartner's duct) [70.33](#)  
 cystic  
 duct remnant [51.61](#)  
 hygroma [40.29](#)  
 dentinoma [24.4](#)  
 diaphragm [34.81](#)  
 disc, intervertebral NOS [80.50](#)  
 herniated (nucleus pulposus) [80.51](#)  
 other specified (diskectomy) [80.51](#)  
 diverticulum  
 ampulla of Vater [51.62](#)  
 anus [49.39](#)  
 endoscopic [49.31](#)  
 bladder [57.59](#)  
 transurethral [57.49](#)  
 duodenum [45.31](#)  
 endoscopic [45.30](#)

Excision - diverticulum ---Cont.

esophagus (local) [42.31](#)  
 endoscopic [42.33](#)  
 hypopharyngeal (by cricopharyngeal  
 myotomy) [29.32](#)  
 intestine  
 large [45.41](#)  
 endoscopic [45.43](#)  
 small NEC [45.33](#)  
 Meckel's [45.33](#)  
 pharyngeal (by cricopharyngeal  
 myotomy) [29.32](#)  
 pharyngoesophageal (by cricopharyngeal  
 myotomy) [29.32](#)  
 stomach [43.42](#)  
 endoscopic [43.41](#)  
 urethra [58.39](#)  
 endoscopic [58.31](#)  
 ventricle, heart [37.33](#)  
 duct  
 mullerian [69.19](#)  
 paramesonephric [69.19](#)  
 thyroglossal (with resection of hyoid  
 bone) [06.7](#)  
 ear, external (complete) NEC [18.39](#)  
 partial [18.29](#)  
 radical [18.31](#)  
 ectopic  
 abdominal fetus [74.3](#)  
 tissue --see also Excision, lesion, by  
 site of tissue origin  
 bone, from muscle [83.32](#)  
 breast [85.24](#)  
 lung [32.29](#)  
 endoscopic [32.28](#)  
 thoracoscopic [32.20](#)  
 spleen [41.93](#)  
 empyema pocket, lung [34.09](#)  
 epididymis [63.4](#)  
 epiglottis [30.21](#)  
 epithelial downgrowth, anterior  
 chamber (eye) [12.93](#)  
 epulis (gingiva) [24.31](#)  
 esophagus --see also Esophagectomy  
[42.40](#)  
 exostosis --see also Excision, lesion,  
 bone [77.60](#)  
 auditory canal, external [18.29](#)  
 facial bone [76.2](#)  
 first metatarsal (hallux valgus repair)  
 --see Bunionectomy  
 eye [16.49](#)  
 with implant(into Tenon's capsule)  
[16.42](#)  
 with attachment of muscles [16.41](#)  
 eyelid [08.20](#)  
 redundant skin [08.86](#)  
 falciform ligament [54.4](#)  
 fallopian tube --see Salpingectomy



Excision ---*Cont.*

fascia [83.44](#)  
   for graft [83.43](#)  
   hand [82.34](#)  
   hand [82.35](#)  
     for graft [82.34](#)  
 fat pad NEC [86.3](#)  
   knee (infrapatellar) (prepatellar) [86.3](#)  
   scalene [40.21](#)  
 fibroadenoma, breast [85.21](#)  
 fissure, anus [49.39](#)  
   endoscopic [49.31](#)  
 fistula --*see also* Fistulectomy  
   anal [49.12](#)  
   arteriovenous --*see also*  
     Aneurysmectomy [38.60](#)  
   ileorectal [46.74](#)  
   lacrimal  
     gland [09.21](#)  
     sac [09.6](#)  
   rectal [48.73](#)  
   vesicovaginal [57.84](#)  
 frenulum, frenum  
   labial (lip) [27.41](#)  
   lingual (tongue) [25.92](#)  
 ganglion (hand) (tendon sheath) (wrist)  
   [82.21](#)  
   gasserian [04.05](#)  
   site other than hand or nerve [83.31](#)  
   sympathetic nerve [05.29](#)  
   trigeminal nerve [04.05](#)  
 gastrocolic ligament [54.4](#)  
 gingiva [24.31](#)  
 glomus jugulare tumor [20.51](#)  
 goiter --*see* Thyroidectomy  
 gum [24.31](#)  
 hallux valgus --*see also* Bunionectomy  
   with prosthetic implant [77.59](#)  
 hamartoma, mammary [85.21](#)  
 heart assist system --*see* Removal  
 hematocele, tunica vaginalis [61.92](#)  
 hematoma --*see* Drainage, by site  
 hemorrhoids(external)(internal) (tag) [49.46](#)  
 heterotopic bone, from  
   muscle [83.32](#)  
   hand [82.22](#)  
   skin [86.3](#)  
   tendon [83.31](#)  
     hand [82.21](#)  
 hydatid of Morgagni  
   female [66.61](#)  
   male [62.2](#)  
 hydatid cyst, liver [50.29](#)  
 hydrocele  
   canal of Nuck (female) [69.19](#)  
   male [63.1](#)  
   round ligament [69.19](#)  
   spermatic cord [63.1](#)  
   tunica vaginalis [61.2](#)

Excision ---*Cont.*

hygroma, cystic [40.29](#)  
 hymen (tag) [70.31](#)  
 hymeno- urethral fusion [70.31](#)  
 intervertebral disc --*see* Excision, disc,  
   intervertebral (NOS) [80.50](#)  
 intestine--*see also* Resection,intestine [45.8](#)  
   for interposition [45.50](#)  
     large [45.52](#)  
     small [45.51](#)  
   large (total)  
     for interposition [45.52](#)  
     laparoscopic [45.81](#)  
     open [45.82](#)  
     other [45.83](#)  
     local [45.41](#)  
     endoscopic [45.43](#)  
     segmental [45.79](#)  
     laparoscopic [17.39](#)  
     multiple  
       laparoscopic [17.31](#)  
       open and other [45.71](#)  
       open and other [45.79](#)  
       unspecified [45.83](#)  
   small (total) [45.63](#)  
     for interposition [45.51](#)  
     local [45.33](#)  
     partial [45.62](#)  
     segmental [45.62](#)  
     multiple [45.61](#)  
 intraductal papilloma [85.21](#)  
 iris prolapse [12.13](#)  
 joint --*see also* Arthrorectomy [80.90](#)  
 keloid (scar), skin [86.3](#)  
 LAA [37.36](#)  
 labia --*see* Vulvectomy  
 lacrimal  
   gland [09.20](#)  
   partial [09.22](#)  
   total [09.23](#)  
   passage [09.6](#)  
   sac [09.6](#)  
 left atrial appendage [37.36](#)  
 lesion (local)  
   abdominal wall [54.3](#)  
   accessory sinus --*see* Excision, lesion,  
     nasal sinus  
   adenoids [28.92](#)  
   adrenal gland(s) [07.21](#)  
   alveolus [24.4](#)  
   ampulla of Vater [51.62](#)  
   anterior chamber (eye) NEC [12.40](#)  
   anus [49.39](#)  
     endoscopic [49.31](#)  
   apocrine gland [86.3](#)  
   artery [38.60](#)  
     abdominal [38.66](#)  
     aorta (arch) (ascending) (descending  
       thoracic) [38.64](#)

ICD-9-CM INDEX TO PROCEDURES (FY10)

Excision -lesion - artery ---Cont.

- with end- to- end anastomosis [38.45](#)
  - abdominal [38.44](#)
  - thoracic [38.45](#)
  - thoracoabdominal [38.45](#) [[38.44](#)]
- with graft interposition graft replacement [38.45](#)
  - abdominal [38.44](#)
  - thoracic [38.45](#)
  - thoracoabdominal [38.45](#) [[38.44](#)]
- head and neck NEC [38.62](#)
- intracranial NEC [38.61](#)
- lower limb [38.68](#)
- thoracic NEC [38.65](#)
- upper limb [38.63](#)
- atrium [37.33](#)
- auditory canal or meatus,external [18.29](#)
  - radical [18.31](#)
- auricle, ear [18.29](#)
  - radical [18.31](#)
- biliary ducts [51.69](#)
  - endoscopic [51.64](#)
- bladder (transurethral) [57.49](#)
  - open [57.59](#)
  - suprapubic [57.59](#)
- blood vessel [38.60](#)
  - abdominal
    - artery [38.66](#)
    - vein [38.67](#)
  - aorta (arch) (ascending) (descending) [38.64](#)
  - head and neck NEC [38.62](#)
  - intracranial NEC [38.61](#)
  - lower limb
    - artery [38.68](#)
    - vein [38.69](#)
  - thoracic NEC [38.65](#)
  - upper limb (artery) (vein) [38.63](#)
- bone [77.60](#)
  - carpal, metacarpal [77.64](#)
  - clavicle [77.61](#)
  - facial [76.2](#)
  - femur [77.65](#)
  - fibula [77.67](#)
  - humerus [77.62](#)
  - jaw [76.2](#)
    - dental [24.4](#)
  - patella [77.66](#)
  - pelvic [77.69](#)
  - phalanges (foot) (hand) [77.69](#)
  - radius [77.63](#)
  - scapula [77.61](#)
  - skull [01.6](#)
  - specified site NEC [77.69](#)
  - tarsal, metatarsal [77.68](#)
  - thorax (ribs) (sternum) [77.61](#)
  - tibia [77.67](#)
  - ulna [77.63](#)
  - vertebrae [77.69](#)

Excision -lesion ---Cont.

- brain(transtemporal approach)NEC [01.59](#)
  - by stereotactic radiosurgery [92.30](#)
  - cobalt 60 [92.32](#)
  - linear accelerator (LINAC) [92.31](#)
  - multi- source [92.32](#)
  - particle beam [92.33](#)
  - particulate [92.33](#)
  - radiosurgery NEC [92.39](#)
  - single source photon [92.31](#)
- breast (segmental) (wedge) [85.21](#)
- broad ligament [69.19](#)
- bronchus NEC [32.09](#)
  - endoscopic [32.01](#)
- cerebral (cortex) NEC [01.59](#)
  - meninges [01.51](#)
- cervix (myoma) [67.39](#)
- chest wall [34.4](#)
- choroid plexus [02.14](#)
- ciliary body [12.44](#)
- colon [45.41](#)
  - endoscopic NEC [45.43](#)
  - polypectomy [45.42](#)
- conjunctiva [10.31](#)
- cornea [11.49](#)
- cranium [01.6](#)
- cul- de- sac (Douglas') [70.32](#)
- dental (jaw) [24.4](#)
- diaphragm [34.81](#)
- duodenum (local) [45.31](#)
  - endoscopic [45.30](#)
- ear, external [18.29](#)
  - radical [18.31](#)
- endometrium [68.29](#)
- epicardium [37.31](#)
- epididymis [63.3](#)
- epiglottis [30.09](#)
- esophagus NEC [42.32](#)
  - endoscopic [42.33](#)
- eye, eyeball [16.93](#)
  - anterior segment NEC [12.40](#)
- eyebrow (skin) [08.20](#)
- eyelid [08.20](#)
  - by
    - halving procedure [08.24](#)
    - wedge resection [08.24](#)
  - major
    - full- thickness [08.24](#)
    - partial- thickness [08.23](#)
  - minor [08.22](#)
- fallopian tube [66.61](#)
- fascia [83.39](#)
  - hand [82.29](#)
- groin region (abdominal wall)
  - (inguinal) [54.3](#)
  - skin [86.3](#)
  - subcutaneous tissue [86.3](#)
- gum [24.31](#)
- heart [37.33](#)

Excision -lesion ---*Cont.*  
 hepatic duct [51.69](#)  
 inguinal canal [54.3](#)  
 intestine  
   large [45.41](#)  
     endoscopic NEC [45.43](#)  
     polypectomy [45.42](#)  
   small NEC [45.33](#)  
 intracranial NEC [01.59](#)  
 intranasal [21.31](#)  
 intraspinal [03.4](#)  
 iris [12.42](#)  
 jaw [76.2](#)  
   dental [24.4](#)  
 joint [80.80](#)  
   ankle [80.87](#)  
   elbow [80.82](#)  
   foot and toe [80.88](#)  
   hand and finger [80.84](#)  
   hip [80.85](#)  
   knee [80.86](#)  
   shoulder [80.81](#)  
   specified site NEC [80.89](#)  
   spine [80.89](#)  
   wrist [80.83](#)  
 kidney [55.39](#)  
   with partial nephrectomy [55.4](#)  
 labia [71.3](#)  
 lacrimal  
   gland (frontal approach) [09.21](#)  
   passage [09.6](#)  
   sac [09.6](#)  
 larynx [30.09](#)  
 ligament (joint) --*see also* Excision,  
   lesion, joint [80.80](#)  
   broad [69.19](#)  
   round [69.19](#)  
   uterosacral [69.19](#)  
 lip [27.43](#)  
   by wide excision [27.42](#)  
 liver [50.29](#)  
 lung NEC [32.29](#)  
   by lung volume reduction surgery  
     [32.22](#)  
     biologic lung volume reduction  
       (BLVR) --*see* category [33.7](#)  
   by wide excision [32.39](#)  
     thoracoscopic 32.30  
     endoscopic [32.28](#)  
     thoracoscopic 32.20  
 lymph structure(s) (channel) (vessel)  
   NEC [40.29](#)  
   node --*see* Excision, lymph, node  
 mammary duct [85.21](#)  
 mastoid (bone) [20.49](#)  
 mediastinum [34.3](#)  
 meninges (cerebral) [01.51](#)  
   spinal [03.4](#)  
 mesentery [54.4](#)

Excision -lesion ---*Cont.*  
 middle ear [20.51](#)  
 mouth NEC [27.49](#)  
 muscle [83.32](#)  
   hand [82.22](#)  
   ocular [15.13](#)  
 myocardium [37.33](#)  
 nail [86.23](#)  
 nasal sinus [22.60](#)  
   antrum [22.62](#)  
     with Caldwell- Luc approach [22.61](#)  
     specified approach NEC [22.62](#)  
   ethmoid [22.63](#)  
   frontal [22.42](#)  
   maxillary [22.62](#)  
     with Caldwell- Luc approach [22.61](#)  
     specified approach NEC [22.62](#)  
   sphenoid [22.64](#)  
 nasopharynx [29.3](#)  
 nerve (cranial) (peripheral) [04.07](#)  
   sympathetic [05.29](#)  
 nonodontogenic [24.31](#)  
 nose [21.30](#)  
   intranasal [21.31](#)  
   polyp [21.31](#)  
   skin [21.32](#)  
     specified site NEC [21.32](#)  
 odontogenic [24.4](#)  
 omentum [54.4](#)  
 orbit [16.92](#)  
 ovary [65.29](#)  
   by wedge resection [65.22](#)  
   laparoscopic [65.24](#)  
   that by laparoscope [65.25](#)  
 palate (bony) [27.31](#)  
   by wide excision [27.32](#)  
   soft [27.49](#)  
 pancreas (local) [52.22](#)  
   endoscopic [52.21](#)  
 parathyroid [06.89](#)  
 parotid gland or duct NEC [26.29](#)  
 pelvic wall [54.3](#)  
 pelvirectal tissue [48.82](#)  
 penis [64.2](#)  
 pericardium [37.31](#)  
 perineum (female) [71.3](#)  
   male [86.3](#)  
 periprosthetic tissue [60.82](#)  
 perirectal tissue [48.82](#)  
 perirenal tissue [59.91](#)  
 peritoneum [54.4](#)  
 perivesical tissue [59.91](#)  
 pharynx [29.39](#)  
   diverticulum [29.32](#)  
 pineal gland [07.53](#)  
 pinna [18.29](#)  
   radical [18.31](#)  
 pituitary (gland) --*see also*  
   Hypophysectomy, partial [07.63](#)

Excision -lesion -pituitary ---*Cont.*  
 by stereotactic radiosurgery [92.30](#)  
 cobalt 60 [92.32](#)  
 linear accelerator (LINAC) [92.31](#)  
 multi- source [92.32](#)  
 particle beam [92.33](#)  
 particulate [92.33](#)  
 radiosurgery NEC [92.39](#)  
 single source photon [92.31](#)  
 pleura [34.59](#)  
 pouch of Douglas [70.32](#)  
 preauricular (ear) [18.21](#)  
 presacral [54.4](#)  
 prostate (transurethral) [60.61](#)  
 pulmonary (fibrosis) [32.29](#)  
     endoscopic [32.28](#)  
     thoracoscopic [32.20](#)  
 rectovaginal septum [48.82](#)  
 rectum [48.35](#)  
     polyp (endoscopic) [48.36](#)  
 retroperitoneum [54.4](#)  
 salivary gland or duct NEC [26.29](#)  
     en bloc [26.32](#)  
 sclera [12.84](#)  
 scrotum [61.3](#)  
 sinus (nasal) --*see* Excision, lesion,  
     nasal sinus  
 Skene's gland [71.3](#)  
 skin [86.3](#)  
     breast [85.21](#)  
     nose [21.32](#)  
     radical (wide) (involving underlying  
         or adjacent structure) (with flap  
         closure) [86.4](#)  
     scrotum [61.3](#)  
 skull [01.6](#)  
 soft tissue NEC [83.39](#)  
     hand [82.29](#)  
 spermatic cord [63.3](#)  
 sphincter of Oddi [51.62](#)  
     endoscopic [51.64](#)  
 spinal cord (meninges) [03.4](#)  
 spleen (cyst) [41.42](#)  
 stomach NEC [43.42](#)  
     endoscopic [43.41](#)  
     polyp [43.41](#)  
     polyp (endoscopic) [43.41](#)  
 subcutaneous tissue [86.3](#)  
     breast [85.21](#)  
 subgingival [24.31](#)  
 sweat gland [86.3](#)  
 tendon [83.39](#)  
     hand [82.29](#)  
     ocular [15.13](#)  
     sheath [83.31](#)  
         hand [82.21](#)  
 testis [62.2](#)  
 thorax [34.4](#)

Excision -lesion ---*Cont.*  
 thymus  
     partial (open) (other) [07.81](#)  
     thoracoscopic [07.83](#)  
     total (open) (other) [07.82](#)  
     thoracoscopic [07.84](#)  
 thyroid [06.31](#)  
     substernal or transsternal route [06.51](#)  
 tongue [25.1](#)  
 tonsil [28.92](#)  
 trachea [31.5](#)  
 tunica vaginalis [61.92](#)  
 ureter [56.41](#)  
 urethra [58.39](#)  
     endoscopic [58.31](#)  
 uterine ligament [69.19](#)  
 uterosacral ligament [69.19](#)  
 uterus [68.29](#)  
 vagina [70.33](#)  
 vein [38.60](#)  
     abdominal [38.67](#)  
     head and neck NEC [38.62](#)  
     intracranial NEC [38.61](#)  
     lower limb [38.69](#)  
     thoracic NEC [38.65](#)  
     upper limb [38.63](#)  
 ventricle (heart) [37.33](#)  
 vocal cords [30.09](#)  
 vulva [71.3](#)  
 ligament --*see also* Arthroctomy [80.90](#)  
     broad [69.19](#)  
     round [69.19](#)  
     uterine [69.19](#)  
     uterosacral [69.19](#)  
 ligamentum flavum (spine) --*omit code*  
 lingual tonsil [28.5](#)  
 lip [27.43](#)  
 liver (partial) [50.22](#)  
 loose body  
     bone --*see* Sequestrectomy, bone  
     joint [80.10](#)  
 lung (with mediastinal dissection)  
     [32.59](#)  
     accessory or ectopic tissue [32.29](#)  
         endoscopic [32.28](#)  
         thoracoscopic [32.20](#)  
     segmental [32.3](#)  
         thoracoscopic [32.30](#)  
     specified type NEC [32.29](#)  
         endoscopic [32.28](#)  
         thoracoscopic [32.20](#)  
     thoracoscopic [32.50](#)  
     volume reduction surgery [32.22](#)  
     wedge [32.29](#)  
         thoracoscopic [32.20](#)

Excision ---*Cont.*

lymph, lymphatic drainage area [40.29](#)  
 radical --see Excision, lymph, node, radical  
 regional (with lymph node, skin, subcutaneous tissue, and fat) [40.3](#)  
 node (simple) NEC [40.29](#)  
 with  
 lymphatic drainage area (including skin, subcutaneous tissue, and fat) [40.3](#)  
 mastectomy --see Mastectomy, radical  
 muscle and deep fascia --see Excision, lymph, node, radical  
 axillary [40.23](#)  
 radical [40.51](#)  
 regional (extended) [40.3](#)  
 cervical (deep) (with excision of scalene fat pad) [40.21](#)  
 with laryngectomy [30.4](#)  
 radical (including muscle and deep fascia) [40.40](#)  
 bilateral [40.42](#)  
 unilateral [40.41](#)  
 regional (extended) [40.3](#)  
 superficial [40.29](#)  
 groin [40.24](#)  
 radical [40.54](#)  
 regional (extended) [40.3](#)  
 iliac [40.29](#)  
 radical [40.53](#)  
 regional (extended) [40.3](#)  
 inguinal (deep) (superficial) [40.24](#)  
 radical [40.54](#)  
 regional (extended) [40.3](#)  
 jugular --see Excision, lymph, node, cervical  
 mammary (internal) [40.22](#)  
 external [40.29](#)  
 radical [40.59](#)  
 regional (extended) [40.3](#)  
 radical [40.59](#)  
 regional (extended) [40.3](#)  
 paratracheal --see Excision, lymph, node, cervical  
 periaortic [40.29](#)  
 radical [40.52](#)  
 regional (extended) [40.3](#)  
 radical [40.50](#)  
 with mastectomy  
 --see Mastectomy, radical  
 specified site NEC [40.59](#)  
 regional (extended) [40.3](#)  
 sternal --see Excision, lymph, node, mammary

Excision --lymph ---*Cont.*

structure(s) (simple) NEC [40.29](#)  
 radical [40.59](#)  
 regional (extended) [40.3](#)  
 lymphangioma (simple) --see *also* Excision, lymph, lymphatic, node, [40.29](#)  
 lymphocele [40.29](#)  
 mastoid --see *also* Mastoidectomy [20.49](#)  
 median bar, transurethral approach [60.29](#)  
 meibomian gland [08.20](#)  
 meniscus (knee) [80.6](#)  
 acromioclavicular [80.91](#)  
 jaw [76.5](#)  
 sternoclavicular [80.91](#)  
 temporomandibular (joint) [76.5](#)  
 wrist [80.93](#)  
 mullerian duct cyst [60.73](#)  
 muscle [83.45](#)  
 for graft [83.43](#)  
 hand [82.34](#)  
 hand [82.36](#)  
 for graft [82.34](#)  
 myositis ossificans [83.32](#)  
 hand [82.22](#)  
 nail (bed) (fold) [86.23](#)  
 nasolabial cyst [27.49](#)  
 nasopalatine cyst [27.31](#)  
 by wide excision [27.32](#)  
 neoplasm --see Excision, lesion, by site  
 nerve (cranial) (peripheral) NEC [04.07](#)  
 sympathetic [05.29](#)  
 neuroma (Morton's) (peripheral nerve) [04.07](#)  
 acoustic  
 by craniotomy [04.01](#)  
 by stereotactic radiosurgery [92.30](#)  
 cobalt 60 [92.32](#)  
 linear accelerator (LINAC) [92.31](#)  
 multi- source [92.32](#)  
 particle beam [92.33](#)  
 particulate [92.33](#)  
 radiosurgery NEC [92.39](#)  
 single source photon [92.31](#)  
 sympathetic nerve [05.29](#)  
 nipple [85.25](#)  
 accessory [85.24](#)  
 odontoma [24.4](#)  
 orbital contents --see *also* Exenteration, orbit [16.59](#)  
 osteochondritis dissecans --see *also* Excision, lesion, joint [80.80](#)  
 ovary --see *also* Oophorectomy  
 partial [65.29](#)  
 by wedge resection [65.22](#)  
 laparoscopic [65.24](#)  
 that by laparoscope [65.25](#)  
 Pancoast tumor (lung) [32.6](#)  
 pancreas (total) (with synchronous duodenectomy) [52.6](#)

Excision --pancreas ---*Cont.*

- partial NEC [52.59](#)
  - distal (tail) (with part of body) [52.52](#)
  - proximal (head) (with part of body) (with synchronous duodenectomy) [52.51](#)
  - radical subtotal [52.53](#)
- radical (one- stage) (two- stage) [52.7](#)
- subtotal [52.53](#)
- paramesonephric duct [69.19](#)
- parathyroid gland (partial) (subtotal) NEC --*see also* Parathyroidectomy [06.89](#)
- parotid gland --*see also* Excision, salivary gland [26.30](#)
- parovarian cyst [69.19](#)
- patella (complete) [77.96](#)
- partial [77.86](#)
- pelvirectal tissue [48.82](#)
- perianal tissue [49.04](#)
- skin tags [49.03](#)
- pericardial adhesions [37.31](#)
- periprostatic tissue [60.82](#)
- perirectal tissue [48.82](#)
- perirenal tissue [59.91](#)
- periurethral tissue [58.92](#)
- perivesical tissue [59.91](#)
- petrous apex cells [20.59](#)
- pharyngeal bands [29.54](#)
- pharynx (partial) [29.33](#)
- pilonidal cyst or sinus (open) (with partial closure) [86.21](#)
- pineal gland (complete) (total) [07.54](#)
- partial [07.53](#)
- pituitary gland (complete) (total) --*see also* Hypophysectomy [07.69](#)
- pleura NEC [34.59](#)
- polyp --*see also* Excision, lesion, by site
  - esophagus [42.32](#)
    - endoscopic [42.33](#)
  - large intestine [45.41](#)
    - endoscopic [45.42](#)
  - nose [21.31](#)
  - rectum (endoscopic) [48.36](#)
  - stomach (endoscopic) [43.41](#)
- preauricular
  - appendage (remnant) [18.29](#)
  - cyst, fistula, or sinus (congenital) [18.21](#)
  - remnant [18.29](#)
- prolapsed iris (in wound) [12.13](#)
- prostate --*see* Prostatectomy
- pterygium (simple) [11.39](#)
  - with corneal graft [11.32](#)
- radius (head) (partial) [77.83](#)
  - total [77.93](#)
- ranula, salivary gland NEC [26.29](#)
- rectal mucosa [48.35](#)
- rectum --*see* Resection, rectum

Excision ---*Cont.*

- redundant mucosa
  - colostomy [45.41](#)
    - endoscopic [45.43](#)
  - duodenostomy [45.31](#)
    - endoscopic [45.30](#)
  - ileostomy [45.33](#)
  - jejunostomy [45.33](#)
  - perineum [71.3](#)
  - rectum [48.35](#)
  - vulva [71.3](#)
- renal vessel, aberrant [38.66](#)
- rib (cervical) [77.91](#)
- ring of conjunctiva around cornea [10.31](#)
- round ligament [69.19](#)
- salivary gland [26.30](#)
  - complete [26.32](#)
  - partial [26.31](#)
  - radical [26.32](#)
- scalene fat pad [40.21](#)
- scar --*see also* Excision, lesion, by site
  - epicardium [37.31](#)
  - mastoid [20.92](#)
  - pericardium [37.31](#)
  - pleura [34.59](#)
  - skin [86.3](#)
  - thorax [34.4](#)
- secondary membrane, lens [13.65](#)
- seminal vesicle [60.73](#)
  - with radical prostatectomy [60.5](#)
- septum --*see also* Excision, by site
  - uterus (congenital) [68.22](#)
  - vagina [70.33](#)
- sinus --*see also* Excision, lesion, by site
  - nasal --*see* Sinusectomy
  - pilonidal [86.21](#)
  - preauricular (ear) (radical) [18.21](#)
  - tarsi [80.88](#)
  - thyroglossal (with resection of hyoid bone) [06.7](#)
  - urachal (bladder) [57.51](#)
    - abdominal wall [54.3](#)
- Skene's gland [71.3](#)
- skin (local) [86.3](#)
  - for graft (with closure of donor site) [86.91](#)
  - radical (wide) (involving underlying or adjacent structure) (with flap closure) [86.4](#)
  - tags
    - perianal [49.03](#)
    - periauricular [18.29](#)
- soft tissue NEC [83.49](#)
  - hand [82.39](#)
- spermatocoele [63.2](#)
- spinous process [77.89](#)
- spleen (total) [41.5](#)
  - accessory [41.93](#)
  - partial [41.43](#)

## Excision ---Cont.

stomach --see Gastrectomy  
 sublingual gland (salivary) --see also  
     Excision, salivary gland [26.30](#)  
 submaxillary gland --see also Excision,  
     salivary gland [26.30](#)  
 supernumerary  
     breast [85.24](#)  
     digits [86.26](#)  
 sweat gland [86.3](#)  
 synechiae --see also Lysis, synechiae  
     endometrial [68.21](#)  
 tarsal plate (eyelid) [08.20](#)  
     by wedge resection [08.24](#)  
 tattoo [86.3](#)  
     by dermabrasion [86.25](#)  
 tendon (sheath) [83.42](#)  
     for graft [83.41](#)  
         hand [82.32](#)  
     hand [82.33](#)  
         for graft [82.32](#)  
 thymus --see also Thymectomy [07.80](#)  
 thyroglossal duct or tract (with resection  
     of hyoid bone) [06.7](#)  
 thyroid NEC--see also Thyroidectomy [06.39](#)  
 tongue (complete) (total) [25.3](#)  
     partial or subtotal [25.2](#)  
     radical [25.4](#)  
 tonsil [28.2](#)  
     with adenoidectomy [28.3](#)  
     lingual [28.5](#)  
     tag [28.4](#)  
 tooth NEC --see also Removal, tooth,  
     surgical [23.19](#)  
     from nasal sinus [22.60](#)  
 torus  
     lingual [76.2](#)  
     mandible, mandibularis [76.2](#)  
     palate, palatinus [27.31](#)  
         by wide excision [27.32](#)  
 trabeculae carnae cordis (heart) [35.35](#)  
 trochanteric lipomatosis [86.83](#)  
 tumor --see Excision, lesion, by site  
 ulcer --see also Excision, lesion, by site  
     duodenum [45.31](#)  
         endoscopic [45.30](#)  
     stomach [43.42](#)  
         endoscopic [43.41](#)  
 umbilicus [54.3](#)  
 urachus, urachal (cyst) (bladder) [57.51](#)  
     abdominal wall [54.3](#)  
 ureter, ureteral [56.40](#)  
     with nephrectomy --see Nephrectomy  
         partial [56.41](#)  
         stricture [56.41](#)  
         total [56.42](#)  
 ureterocele [56.41](#)

## Excision ---Cont.

urethra, urethral [58.39](#)  
     endoscopic [58.31](#)  
     with complete cystectomy [57.79](#)  
     septum [58.0](#)  
     stricture [58.39](#)  
         endoscopic [58.31](#)  
     valve (congenital) [58.39](#)  
         endoscopic (transurethral)  
             (transvesical) [58.31](#)  
 urethrovaginal septum [70.33](#)  
 uterus (corpus) --see also Hysterectomy  
     [68.9](#)  
     cervix [67.4](#)  
         lesion [67.39](#)  
         lesion [68.29](#)  
         septum [68.22](#)  
 uvula [27.72](#)  
 vagina (total) [70.4](#)  
 varicocele, spermatic cord [63.1](#)  
 vein --see also Phlebectomy [38.60](#)  
     varicose [38.50](#)  
         abdominal [38.57](#)  
         head and neck NEC [38.52](#)  
         intracranial NEC [38.51](#)  
         lower limb [38.59](#)  
         ovarian [38.67](#)  
         thoracic NEC [38.55](#)  
         upper limb [38.53](#)  
 verucca --see also Excision, lesion, by site  
     eyelid [08.22](#)  
 vesicovaginal septum [70.33](#)  
 vitreous opacity [14.74](#)  
     anterior approach [14.73](#)  
 vocal cord(s) (submucous) [30.22](#)  
 vulva (bilateral) (simple) --see also  
     Vulvectomy [71.62](#)  
 wart --see also Excision, lesion, by site  
     eyelid [08.22](#)  
 wolffian duct [69.19](#)  
 xanthoma (tendon sheath, hand) [82.21](#)  
     site other than hand [83.31](#)  
 Excisional biopsy --see Biopsy  
 Exclusion  
     left atrial appendage [37.36](#)  
     pyloric  
         laparoscopic [44.38](#)  
         open [44.39](#)  
 Exenteration  
     ethmoid air cells [22.63](#)  
     orbit [16.59](#)  
         with  
             removal of adjacent structures [16.51](#)  
             temporalis muscle transplant [16.59](#)  
             therapeutic removal of bone [16.52](#)  
     pelvic (organs) (female) [68.8](#)  
         male [57.71](#)  
     petrous pyramid air cells [20.59](#)

Exercise (physical therapy) NEC [93.19](#)  
 active musculoskeletal NEC [93.12](#)  
     assisting [93.11](#)  
         in pool [93.31](#)  
     breathing [93.18](#)  
     musculoskeletal  
         active NEC [93.12](#)  
         passive NEC [93.17](#)  
     neurologic [89.13](#)  
     passive musculoskeletal NEC [93.17](#)  
     resistive [93.13](#)  
 Exfoliation, skin, by chemical [86.24](#)  
 Exostectomy --see also Excision, lesion,  
     bone [77.60](#)  
     first metatarsal (hallux valgus repair)  
         --see Bunionectomy  
     hallux valgus repair (with wedge  
         osteotomy) --see Bunionectomy  
 Expiratory flow rate [89.38](#)  
 Explant, explantation --see Removal  
 Exploration --see also Incision  
     abdomen [54.11](#)  
     abdominal wall [54.0](#)  
     adrenal (gland) [07.41](#)  
         field [07.00](#)  
             bilateral [07.02](#)  
             unilateral [07.01](#)  
     artery [38.00](#)  
         abdominal [38.06](#)  
         aorta (arch) (ascending) (descending)  
             [38.04](#)  
         head and neck NEC [38.02](#)  
         intracranial NEC [38.01](#)  
         lower limb [38.08](#)  
         thoracic NEC [38.05](#)  
         upper limb [38.03](#)  
     auditory canal, external [18.02](#)  
     axilla [86.09](#)  
     bile duct(s) [51.59](#)  
         common duct [51.51](#)  
             endoscopic [51.11](#)  
             for  
                 relief of obstruction [51.42](#)  
                     endoscopic [51.84](#)  
                 removal of calculus [51.41](#)  
                     endoscopic [51.88](#)  
             laparoscopic [51.11](#)  
             for relief of obstruction [51.49](#)  
                 endoscopic [51.84](#)  
     bladder (by incision) [57.19](#)  
         endoscopic [57.32](#)  
             through stoma (artificial) [57.31](#)  
     bone --see also Incision, bone [77.10](#)  
     brain (tissue) [01.39](#)  
     breast [85.0](#)  
     bronchus [33.0](#)  
         endoscopic --see Bronchoscopy  
     bursa [83.03](#)  
         hand [82.03](#)

Exploration ---Cont.  
     carotid body [39.8](#)  
     carpal tunnel [04.43](#)  
     choroid [14.9](#)  
     ciliary body [12.44](#)  
     colon [45.03](#)  
     common bile duct [51.51](#)  
         endoscopic [51.11](#)  
         for  
             relief of obstruction [51.42](#)  
             endoscopic [51.84](#)  
             removal of calculus [51.41](#)  
             endoscopic [51.88](#)  
     coronary artery [36.99](#)  
     cranium [01.24](#)  
     cul-de-sac [70.12](#)  
         endoscopic [70.22](#)  
     disc space [03.09](#)  
     duodenum [45.01](#)  
         endoscopic --see Endoscopy, by site  
     epididymis [63.92](#)  
     esophagus (by incision) NEC [42.09](#)  
         endoscopic --see Esophagoscopy  
     ethmoid sinus [22.51](#)  
     eyelid [08.09](#)  
     fallopian tube [66.01](#)  
     fascia [83.09](#)  
         hand [82.09](#)  
     flank [54.0](#)  
     fossa (superficial) NEC [86.09](#)  
         pituitary [07.71](#)  
     frontal sinus [22.41](#)  
     frontonasal duct [96.21](#)  
     gallbladder [51.04](#)  
     groin (region) (abdominal wall) (inguinal) [54.0](#)  
         skin and subcutaneous tissue [86.09](#)  
     heart [37.11](#)  
     hepatic duct [51.59](#)  
     hypophysis [07.72](#)  
     ileum [45.02](#)  
     inguinal canal (groin) [54.0](#)  
     intestine (by incision) NEC [45.00](#)  
         large [45.03](#)  
         small [45.02](#)  
     intrathoracic [34.02](#)  
     jejunum [45.02](#)  
     joint structures--see also Arthroscopy [80.10](#)  
     kidney [55.01](#)  
         pelvis [55.11](#)  
     labia [71.09](#)  
     lacrimal  
         gland [09.0](#)  
         sac [09.53](#)  
     laparotomy site [54.12](#)  
     larynx (by incision) [31.3](#)  
         endoscopic [31.42](#)  
     liver [50.0](#)  
     lung (by incision) [33.1](#)



## Exploration ---Cont.

lymphatic structure(s) (channel) (node)  
 (vessel) [40.0](#)  
 mastoid [20.21](#)  
 maxillary antrum or sinus (Caldwell- Luc approach) [22.39](#)  
 mediastinum [34.1](#)  
 endoscopic [34.22](#)  
 middle ear (transtympanic) [20.23](#)  
 muscle [83.02](#)  
 hand [82.02](#)  
 neck --see also Exploration, thyroid [06.09](#)  
 nerve (cranial) (peripheral) NEC [04.04](#)  
 auditory [04.01](#)  
 root (spinal) [03.09](#)  
 nose [21.1](#)  
 orbit --see also Orbitotomy [16.09](#)  
 pancreas [52.09](#)  
 endoscopic [52.13](#)  
 pancreatic duct [52.09](#)  
 endoscopic [52.13](#)  
 pelvis (by laparotomy) [54.11](#)  
 by colpotomy [70.12](#)  
 penis [64.92](#)  
 perinephric area [59.09](#)  
 perineum (female) [71.09](#)  
 male [86.09](#)  
 peripheral vessels  
 lower limb  
 artery [38.08](#)  
 vein [38.09](#)  
 upper limb (artery) (vein) [38.03](#)  
 periprosthetic tissue [60.81](#)  
 perirenal tissue [59.09](#)  
 perivesical tissue [59.19](#)  
 petrous pyramid air cells [20.22](#)  
 pilonidal sinus [86.03](#)  
 pineal (gland) [07.52](#)  
 field [07.51](#)  
 pituitary (gland) [07.72](#)  
 fossa [07.71](#)  
 pleura [34.09](#)  
 popliteal space [86.09](#)  
 prostate [60.0](#)  
 rectum --see also Proctoscopy [48.23](#)  
 by incision [48.0](#)  
 retroperitoneum [54.0](#)  
 retropubic [59.19](#)  
 salivary gland [26.0](#)  
 sclera (by incision) [12.89](#)  
 scrotum [61.0](#)  
 shunt  
 ventriculoperitoneal at  
 peritoneal site [54.95](#)  
 ventricular site [02.41](#)  
 sinus  
 ethmoid [22.51](#)  
 frontal [22.41](#)

## Exploration --sinus ---Cont.

maxillary (Caldwell- Luc approach) [22.39](#)  
 sphenoid [22.52](#)  
 tract, skin and subcutaneous tissue [86.09](#)  
 skin [86.09](#)  
 soft tissue NEC [83.09](#)  
 hand [82.09](#)  
 spermatic cord [63.93](#)  
 sphenoidal sinus [22.52](#)  
 spinal (canal) (nerve root) [03.09](#)  
 spleen [41.2](#)  
 stomach (by incision) [43.0](#)  
 endoscopic --see Gastroscopy  
 subcutaneous tissue [86.09](#)  
 subdiaphragmatic space [54.11](#)  
 superficial fossa [86.09](#)  
 tarsal tunnel [04.44](#)  
 tendon (sheath) [83.01](#)  
 hand [82.01](#)  
 testes [62.0](#)  
 thymus (gland) [07.92](#)  
 field [07.91](#)  
 thoracoscopic [07.95](#)  
 thyroid (field) (gland) (by incision) [06.09](#)  
 postoperative [06.02](#)  
 trachea (by incision) [31.3](#)  
 endoscopic --see Tracheoscopy  
 tunica vaginalis [61.0](#)  
 tympanum [20.09](#)  
 transtympanic route [20.23](#)  
 ureter (by incision) [56.2](#)  
 endoscopic [56.31](#)  
 urethra (by incision) [58.0](#)  
 endoscopic [58.22](#)  
 uterus (corpus) [68.0](#)  
 cervix [69.95](#)  
 digital [68.11](#)  
 postpartal, manual [75.7](#)  
 vagina (by incision) [70.14](#)  
 endoscopic [70.21](#)  
 vas deferens [63.6](#)  
 vein [38.00](#)  
 abdominal [38.07](#)  
 head and neck NEC [38.02](#)  
 intracranial NEC [38.01](#)  
 lower limb [38.09](#)  
 thoracic NEC [38.05](#)  
 upper limb [38.03](#)  
 vulva (by incision) [71.09](#)  
 Exposure --see also Incision, by site  
 tooth (for orthodontic treatment) [24.6](#)  
 Expression, trachoma follicles [10.33](#)  
 Exsanguination transfusion [99.01](#)  
 Extension  
 buccolabial sulcus [24.91](#)  
 limb, forced [93.25](#)  
 lingual sulcus [24.91](#)  
 mandibular ridge [76.43](#)

Exteriorization  
 esophageal pouch [42.12](#)  
 intestine [46.03](#)  
     large [46.03](#)  
     small [46.01](#)  
 maxillary sinus [22.9](#)  
 pilonidal cyst or sinus (open excision)  
     (with partial closure) [86.21](#)  
 Extirpation --see also Excision, by site  
 aneurysm --see Aneurysmectomy  
 arteriovenous fistula --see Aneurysmectomy  
 lacrimal sac [09.6](#)  
 larynx [30.3](#)  
     with radical neck dissection (with  
         synchronous thyroidectomy) (with  
         synchronous tracheostomy) [30.4](#)  
 nerve, tooth --see also Therapy,  
     root canal [23.70](#)  
 varicose vein(peripheral)(lower limb) [38.59](#)  
     upper limb [38.53](#)  
 Extracorporeal  
 circulation(regional),except hepatic [39.61](#)  
     hepatic [50.92](#)  
     percutaneous [39.66](#)  
 hemodialysis [39.95](#)  
 membrane oxygenation (ECMO) [39.65](#)  
 photopheresis, therapeutic [99.88](#)  
 shockwave lithotripsy (ESWL) NEC [98.59](#)  
     bile duct [98.52](#)  
     bladder [98.51](#)  
     gallbladder [98.52](#)  
     kidney [98.51](#)  
     renal pelvis [98.51](#)  
     specified site NEC [98.59](#)  
     ureter [98.51](#)  
 Extracranial-intracranial bypass [EC- IC]  
[39.28](#)  
 Extraction  
     breach (partial) [72.52](#)  
         with forceps to aftercoming head [72.51](#)  
         total [72.54](#)  
             with forceps to aftercoming head  
             [72.53](#)  
     cataract [13.19](#)  
         after cataract (by)  
             capsulectomy [13.65](#)  
             capsulotomy [13.64](#)  
             discission [13.64](#)  
             excision [13.65](#)  
             iridocapsulectomy [13.65](#)  
             mechanical fragmentation [13.66](#)  
             needling [13.64](#)  
             phacofragmentation(mechanical)  
             [13.66](#)  
             aspiration (simple) (with irrigation) [13.3](#)  
             cryoextraction (intracapsular approach)  
             [13.19](#)  
             temporal inferior route (in presence  
             of fistulization bleb) [13.11](#)

Extraction - cataract ---Cont.  
     curette evacuation (extracapsular  
         approach) [13.2](#)  
     emulsification (and aspiration) [13.41](#)  
     erysiphake (intracapsular approach) [13.19](#)  
         temporal inferior route (in presence  
         of fistulization bleb) [13.11](#)  
     extracapsular approach (with  
         iridectomy) NEC [13.59](#)  
         by temporal inferior route (in presence  
         of fistulization bleb) [13.51](#)  
         aspiration(simple)(with irrigation) [13.3](#)  
         curette evacuation [13.2](#)  
         emulsification (and aspiration) [13.41](#)  
         linear extraction [13.2](#)  
         mechanical fragmentation with  
         aspiration by  
             posterior route [13.42](#)  
             specified route NEC [13.43](#)  
         phacoemulsification (ultrasonic)  
         (with aspiration) [13.41](#)  
         phacofragmentation (mechanical)  
         with aspiration by  
             posterior route [13.42](#)  
             specified route NEC [13.43](#)  
         ultrasonic (with aspiration) [13.41](#)  
         rotoextraction (mechanical) with  
         aspiration by  
             posterior route [13.42](#)  
             specified route NEC [13.43](#)  
     intracapsular (combined) (simple) (with  
         iridectomy) (with suction) (with  
         zonulolysis) [13.19](#)  
         by temporal inferior route (in presence  
         of fistulization bleb) [13.11](#)  
     linear extraction (extracapsular approach)  
         [13.2](#)  
     phacoemulsification (and aspiration) [13.41](#)  
     phacofragmentation (mechanical)  
         with aspiration by  
             posterior route [13.42](#)  
             specified route NEC [13.43](#)  
             ultrasonic [13.41](#)  
     rotoextraction (mechanical)  
         with aspiration by  
             posterior route [13.42](#)  
             specified route NEC [13.43](#)  
     secondary membranous (after  
         cataract) (by)  
         capsulectomy [13.65](#)  
         capsulotomy [13.64](#)  
         discission [13.64](#)  
         excision [13.65](#)  
         iridocapsulectomy [13.65](#)  
         mechanical fragmentation [13.66](#)  
         needling [13.64](#)  
         phacofragmentation(mechanical)  
             [13.66](#)

Extraction ----*Cont.*

- common duct stones (percutaneous)  
(through sinus tract)(with basket)  
[51.96](#)
- foreign body --see Removal, foreign  
body
- kidney stone(s), percutaneous [55.03](#)  
with fragmentation procedure [55.04](#)
- lens (eye) --see *also* Extraction, cataract  
[13.19](#)
- Malstrom's [72.79](#)  
with episiotomy [72.71](#)
- menstrual, menses [69.6](#)
- milk from lactating breast (manual)  
(pump) [99.98](#)
- tooth (by forceps) (multiple) (single)  
NEC [23.09](#)  
with mucoperiosteal flap elevation  
[23.19](#)
- deciduous [23.01](#)  
surgical NEC --see *also* Removal,  
tooth, surgical [23.19](#)
- vacuum, fetus [72.79](#)  
with episiotomy [72.71](#)
- vitreous --see *also* Removal, vitreous  
[14.72](#)

## F

- Face lift [86.82](#)  
 Facetectomy [77.89](#)  
 Facilitation, intraocular circulation NEC  
[12.59](#)  
 Failed (trial) forceps [73.3](#)  
 Family  
 counselling (medical) (social) [94.49](#)  
 therapy [94.42](#)  
 Farabeuf operation (ischiopubiotomy) [77.39](#)  
 Fasanella-Servatt operation  
 (blepharoptosis repair) [08.35](#)  
 Fascioplasty --see Fascioplasty  
 Fascia sling operation--see Operation, sling  
 Fasciectomy [83.44](#)  
 for graft [83.43](#)  
 hand [82.34](#)  
 hand [82.35](#)  
 for graft [82.34](#)  
 palmar (release of Dupuytren's  
 contracture) [82.35](#)  
 Fasciodesis [83.89](#)  
 hand [82.89](#)  
 Fascioplasty--see also Repair, fascia [83.89](#)  
 hand--see also Repair, fascia, hand [82.89](#)  
 Fasciorrhaphy --see Suture, fascia  
 Fasciotomy [83.14](#)  
 Dupuytren's [82.12](#)  
 with excision [82.35](#)  
 Dwyer [83.14](#)  
 hand [82.12](#)  
 Ober- Yount [83.14](#)  
 orbital --see also Orbitotomy [16.09](#)  
 palmar (release of Dupuytren's  
 contracture) [82.12](#)  
 with excision [82.35](#)  
 Fenestration  
 aneurysm (dissecting), thoracic aorta [39.54](#)  
 aortic aneurysm [39.54](#)  
 cardiac valve [35.10](#)  
 chest wall [34.01](#)  
 ear  
 inner (with graft) [20.61](#)  
 revision [20.62](#)  
 tympanic [19.55](#)  
 labyrinth (with graft) [20.61](#)  
 Lempert's (endaural) [19.9](#)  
 operation (aorta) [39.54](#)  
 oval window, ear canal [19.55](#)  
 palate [27.1](#)  
 pericardium [37.12](#)  
 semicircular canals (with graft) [20.61](#)  
 stapes foot plate (with vein graft) [19.19](#)  
 with incus replacement [19.11](#)  
 tympanic membrane [19.55](#)  
 vestibule (with graft) [20.61](#)  
 Ferguson operation (hernia repair) [53.00](#)  
 Fetography [87.81](#)  
 Fetoscopy [75.31](#)  
 Fiberoscopy -- see Endoscopy, by site  
 Fibroidectomy, uterine [68.29](#)  
 Fick operation (perforation of foot plate) [19.0](#)  
 Filipuncture (aneurysm) (cerebral) [39.52](#)  
 Filleting  
 hammer toe [77.56](#)  
 pancreas [52.3](#)  
 Filling, tooth (amalgam)(plastic)(silicate) [23.2](#)  
 root canal --see also Therapy, root canal [23.70](#)  
 Fimbriectomy --see also Salpingectomy, partial  
[66.69](#)  
 Uchida (with tubal ligation) [66.32](#)  
 Finney operation (pyloroplasty) [44.29](#)  
 Fissurectomy, anal [49.39](#)  
 endoscopic [49.31](#)  
 skin (subcutaneous tissue) [49.04](#)  
 Fistulectomy--see also Closure, fistula, by site  
 abdominothoracic [34.83](#)  
 abdominouterine [69.42](#)  
 anus [49.12](#)  
 appendix [47.92](#)  
 bile duct [51.79](#)  
 biliary tract NEC [51.79](#)  
 bladder (transurethral approach) [57.84](#)  
 bone--see also Excision, lesion, bone [77.60](#)  
 branchial cleft [29.52](#)  
 bronchocutaneous [33.42](#)  
 bronchoesophageal [33.42](#)  
 bronchomediastinal [34.73](#)  
 bronchopleural [34.73](#)  
 bronchopleurocutaneous [34.73](#)  
 bronchopleuromediastinal [34.73](#)  
 bronchovisceral [33.42](#)  
 cervicosigmoidal [67.62](#)  
 cholecystogastroenteric [51.93](#)  
 cornea [11.49](#)  
 diaphragm [34.83](#)  
 enterouterine [69.42](#)  
 esophagopleurocutaneous [34.73](#)  
 esophagus NEC [42.84](#)  
 fallopian tube [66.73](#)  
 gallbladder [51.93](#)  
 gastric NEC [44.63](#)  
 hepatic duct [51.79](#)  
 hepatopleural [34.73](#)  
 hepatopulmonary [34.73](#)  
 intestine  
 large [46.76](#)  
 small [46.74](#)  
 intestinouterine [69.42](#)  
 joint --see also Excision, lesion, joint [80.80](#)

Fistulectomy---*Cont.*

- lacrimal gland [09.21](#)
- sac [09.6](#)
- laryngotracheal [31.62](#)
- larynx [31.62](#)
- mediastinocutaneous [34.73](#)
- mouth NEC [27.53](#)
- nasal [21.82](#)
- sinus [22.71](#)
- nasolabial [21.82](#)
- nasopharyngeal [21.82](#)
- oroantral [22.71](#)
- oronasal [21.82](#)
- pancreas [52.95](#)
- perineorectal [71.72](#)
- perineosigmoidal [71.72](#)
- perirectal, not opening into rectum [48.93](#)
- pharyngoesophageal [29.53](#)
- pharynx NEC [29.53](#)
- pleura [34.73](#)
- rectolabial [71.72](#)
- rectourethral [58.43](#)
- rectouterine [69.42](#)
- rectovaginal [70.73](#)
- rectovesical [57.83](#)
- rectovulvar [71.72](#)
- rectum [48.73](#)
- salivary (duct) (gland) [26.42](#)
- scrotum [61.42](#)
- skin [86.3](#)
- stomach NEC [44.63](#)
- subcutaneous tissue [86.3](#)
- thoracoabdominal [34.83](#)
- thoracogastric [34.83](#)
- thoracointestinal [34.83](#)
- thorax NEC [34.73](#)
- trachea NEC [31.73](#)
- tracheoesophageal [31.73](#)
- ureter [56.84](#)
- urethra [58.43](#)
- uteroenteric [69.42](#)
- uterointestinal [69.42](#)
- uterorectal [69.42](#)
- uterovaginal [69.42](#)
- vagina [70.75](#)
- vesicosigmoidovaginal [57.83](#)
- vocal cords [31.62](#)
- vulvorectal [71.72](#)

Fistulization

- appendix [47.91](#)
- arteriovenous [39.27](#)
- cisterna chyli [40.62](#)
- endolymphatic sac (for decompression) [20.79](#)
- esophagus, external [42.10](#)
- cervical [42.11](#)
- specified technique NEC [42.19](#)
- interatrial [35.41](#)

Fistulization---*Cont.*

- labyrinth (for decompression) [20.79](#)
  - lacrimal sac into nasal cavity [09.81](#)
  - larynx [31.29](#)
  - lymphatic duct, left (thoracic) [40.62](#)
  - orbit [16.09](#)
  - peritoneal [54.93](#)
  - salivary gland [26.49](#)
  - sclera [12.69](#)
  - by trephination [12.61](#)
  - with iridectomy [12.65](#)
  - sinus, nasal NEC [22.9](#)
  - subarachnoid space [02.2](#)
  - thoracic duct [40.62](#)
  - trachea [31.29](#)
  - tracheoesophageal [31.95](#)
  - urethrovaginal [58.0](#)
  - ventricle, cerebral --see also Shunt, ventricular [02.2](#)
- Fistulogram
- abdominal wall [88.03](#)
  - chest wall [87.38](#)
  - retroperitoneum [88.14](#)
  - specified site NEC [88.49](#)
- Fistulotomy, anal [49.11](#)
- Fitting
- arch bars (orthodontic) [24.7](#)
  - for immobilization (fracture) [93.55](#)
  - artificial limb [84.40](#)
  - contact lens [95.32](#)
  - denture (total) [99.97](#)
  - bridge (fixed) [23.42](#)
  - removable [23.43](#)
  - partial (fixed) [23.42](#)
  - removable [23.43](#)
  - hearing aid [95.48](#)
  - obturator (orthodontic) [24.7](#)
  - ocular prosthetics [95.34](#)
  - orthodontic
  - appliance [24.7](#)
  - obturator [24.7](#)
  - wiring [24.7](#)
  - orthotic device [93.23](#)
  - periodontal splint (orthodontic) [24.7](#)
  - prosthesis, prosthetic device
  - above knee [84.45](#)
  - arm [84.43](#)
  - lower (and hand) [84.42](#)
  - upper (and shoulder) [84.41](#)
  - below knee [84.46](#)
  - hand (and lower arm) [84.42](#)
  - leg [84.47](#)
  - above knee [84.45](#)
  - below knee [84.46](#)
  - limb NEC [84.40](#)
  - ocular [95.34](#)
  - penis (external) [64.94](#)
  - shoulder (and upper arm) [84.41](#)
  - spectacles [95.31](#)

Five-in-one repair, knee [81.42](#)  
 Fixation  
   bone  
     external, without reduction [93.59](#)  
       with fracture reduction  
         --see Reduction, fracture  
       cast immobilization NEC [93.53](#)  
       external fixator --see Fixator, external  
       splint [93.54](#)  
       traction (skeletal) NEC [93.44](#)  
         intermittent [93.43](#)  
     internal(without fracture reduction)  
       [78.50](#)  
       with fracture reduction  
         --see Reduction, fracture  
       carpal, metacarpal [78.54](#)  
       clavicle [78.51](#)  
       femur [78.55](#)  
       fibula [78.57](#)  
       humerus [78.52](#)  
       patella [78.56](#)  
       pelvic [78.59](#)  
       phalanges (foot) (hand) [78.59](#)  
       radius [78.53](#)  
       scapula [78.51](#)  
       specified site NEC [78.59](#)  
       tarsal, metatarsal [78.58](#)  
       thorax (ribs) (sternum) [78.51](#)  
       tibia [78.57](#)  
       ulna [78.53](#)  
       vertebrae [78.59](#)  
   breast (pendulous) [85.6](#)  
   cardinal ligaments [69.22](#)  
   cervical collar 93.52  
   duodenum [46.62](#)  
     to abdominal wall [46.61](#)  
   external (without manipulation for  
   reduction) [93.59](#)  
   with fracture reduction  
     --see Reduction, fracture  
   cast immobilization NEC [93.53](#)  
   pressure dressing [93.56](#)  
   splint [93.54](#)  
   strapping (non- traction) [93.59](#)  
   traction (skeletal) NEC [93.44](#)  
     intermittent [93.43](#)  
   hip [81.40](#)  
   ileum [46.62](#)  
     to abdominal wall [46.61](#)  
   internal  
     with fracture reduction  
       --see Reduction, fracture  
     without fracture reduction  
       --see Fixation, bone, internal  
   intestine [46.60](#)  
     large [46.64](#)  
       to abdominal wall [46.63](#)

Fixation - intestine ---Cont.  
   small [46.62](#)  
     to abdominal wall [46.61](#)  
     to abdominal wall [46.60](#)  
   iris (bombé) [12.11](#)  
   jejunum [46.62](#)  
     to abdominal wall [46.61](#)  
   joint --see Arthroplasty  
   kidney [55.7](#)  
   ligament  
     cardinal [69.22](#)  
     palpebrae [08.36](#)  
   omentum [54.74](#)  
   parametrial [69.22](#)  
   plaster jacket [93.51](#)  
     other cast [93.53](#)  
   rectum (sling) [48.76](#)  
   spine,with fusion--see also Fusion,spinal  
     [81.00](#)  
   spleen [41.95](#)  
   splint 93.54  
   tendon [83.88](#)  
     hand [82.85](#)  
   testis in scrotum [62.5](#)  
   tongue [25.59](#)  
   urethrovaginal (to Cooper's ligament) [70.77](#)  
     with graft or prosthesis [70.78](#)  
   uterus (abdominal) (vaginal) (ventrofixation)  
     [69.22](#)  
   vagina [70.77](#)  
     with graft or prosthesis [70.78](#)  
 Fixator, external  
   computer assisted (dependent) [84.73](#)  
   hybrid device or system [84.73](#)  
   Ilizarov type [84.72](#)  
   monoplanar system [84.71](#)  
   ring device or system [84.72](#)  
   Sheffield type [84.72](#)  
 Flooding (psychologic desensitization) [94.33](#)  
 Flowmetry, Doppler (ultrasonic) --see also  
   Ultrasonography  
   aortic arch [88.73](#)  
   head and neck [88.71](#)  
   heart [88.72](#)  
   thorax NEC [88.73](#)  
 Fluoroscopy --see Radiography  
 Fog therapy (respiratory) [93.94](#)  
 Folding, eye muscle [15.22](#)  
   multiple (two or more muscles) [15.4](#)  
 Foley operation (pyeloplasty) [55.87](#)  
 Fontan operation(creation of conduit between  
   right atrium and pulmonary artery) [35.94](#)  
 Foraminotomy [03.09](#)  
 Forced extension, limb [93.25](#)  
 Forceps delivery --see Delivery, forceps  
 Formation  
   adhesions  
     pericardium [36.39](#)  
     pleura [34.6](#)

## Formation ---Cont.

anus, artificial --see Colostomy  
 duodenostomy [46.39](#)  
 ileostomy --see Ileostomy  
 jejunostomy [46.39](#)  
   percutaneous (endoscopic) (PEJ) [46.32](#)  
 arteriovenous fistula (for kidney dialysis)  
   (peripheral) (shunt) [39.27](#)  
   external cannula [39.93](#)  
 cardiac device (defibrillator) (pacemaker)  
   pocket  
     with initial insertion of cardiac device  
     --omit code  
     new site (skin) (subcutaneous) [37.79](#)  
 colostomy --see Colostomy  
 conduit  
   ileal (urinary) [56.51](#)  
   left ventricle and aorta [35.93](#)  
   right atrium and pulmonary artery [35.94](#)  
   right ventricle and pulmonary (distal)  
     artery [35.92](#)  
     in repair of  
       pulmonary artery atresia [35.92](#)  
       transposition of great vessels [35.92](#)  
       truncus arteriosus [35.83](#)  
 endorectal ileal pouch (J- pouch) (H- pouch)  
 (S- pouch) (with anastomosis to anus)  
[45.95](#)  
 fistula  
   arteriovenous (for kidney dialysis)  
     (peripheral shunt) [39.27](#)  
     external cannula [39.93](#)  
   bladder to skin NEC [57.18](#)  
     with bladder flap [57.21](#)  
     percutaneous [57.17](#)  
   cutaneousperitoneal [54.93](#)  
   gastric [43.19](#)  
     percutaneous (endoscopic)  
     (transabdominal) [43.11](#)  
   mucous --see also Colostomy [46.13](#)  
   rectovaginal [48.99](#)  
   tracheoesophageal [31.95](#)  
   tubulovalvular (Beck- Jianu) (Frank's)  
     (Janeway) (Spivack's)  
     (Ssabanejew- Frank) [43.19](#)  
   urethrovaginal [58.0](#)  
 ileal  
   bladder  
     closed [57.87](#) [[45.51](#)]  
     open [56.51](#)  
   conduit [56.51](#)  
 interatrial fistula [35.42](#)  
 mucous fistula --see Colostomy  
 pericardial  
   baffle, interatrial [35.91](#)  
   window [37.12](#)  
 pleural window (for drainage) [34.09](#)

## Formation - pericardial ---Cont.

pocket  
   cardiac device (defibrillator) (pacemaker)  
     with initial insertion of cardiac device  
     --omit code  
     new site (skin)(subcutaneous) [37.79](#)  
     loop recorder [37.79](#)  
   thalamic stimulator pulse generator  
     with initial insertion of battery  
     package --omit code  
     new site (skin)(subcutaneous) [86.09](#)  
 pupil [12.39](#)  
   by iridectomy [12.14](#)  
 rectovaginal fistula [48.99](#)  
 reversed gastric tube (intrathoracic)  
   (retrosternal) [42.58](#)  
   antesternal or antethoracic [42.68](#)  
 septal defect, interatrial [35.42](#)  
 shunt  
   abdominovenous [54.94](#)  
   arteriovenous [39.93](#)  
   peritoneojugular [54.94](#)  
   peritoneo- vascular [54.94](#)  
   pleuroperitoneal [34.05](#)  
   transjugular intrahepatic portosystemic  
     (TIPS) [39.1](#)  
 subcutaneous tunnel  
   esophageal [42.86](#)  
     with anastomosis --see Anastomosis,  
     esophagus, antesternal  
   pulse generator lead wire [86.99](#)  
     with initial procedure --omit code  
   thalamic stimulator pulse generator pocket  
     with initial insertion of battery package  
     --omit code  
     new site (skin)(subcutaneous) [86.09](#)  
 syndactyly (finger) (toe) [86.89](#)  
 tracheoesophageal [31.95](#)  
 tubulovalvular fistula (Beck- Jianu) (Frank's)  
   (Janeway) (Spivak's) (Ssabanejew- Frank)  
   [43.19](#)  
 uretero- ileostomy, cutaneous [56.51](#)  
 ureterostomy, cutaneous [56.61](#)  
   ileal [56.51](#)  
 urethrovaginal fistula [58.0](#)  
 window  
   pericardial [37.12](#)  
   pleural (for drainage) [34.09](#)  
   thoracoscopic [34.06](#)  
 Fothergill (- Donald) operation (uterine  
 suspension) [69.22](#)  
 Fowler operation  
   arthroplasty of metacarpophalangeal joint  
     [81.72](#)  
   release (mallet finger repair) [82.84](#)  
   tenodesis (hand) [82.85](#)  
   thoracoplasty [33.34](#)  
 Fox operation (entropion repair with wedge  
 resection) [08.43](#)

- Fracture, surgical --see also Osteoclasts  
[78.70](#)  
 turbinates (nasal) [21.62](#)
- Fragmentation  
 lithotripter --see Lithotripsy  
 mechanical  
     cataract (with aspiration) [13.43](#)  
     posterior route [13.42](#)  
     secondary membrane [13.66](#)  
     secondary membrane(after cataract)  
         [13.66](#)  
 ultrasonic  
     cataract (with aspiration) [13.41](#)  
     stones, urinary (Kock pouch) [59.95](#)  
     urinary stones [59.95](#)  
         percutaneous nephrostomy [55.04](#)
- Franco operation (suprapubic cystotomy)  
[57.18](#)
- Frank operation (permanent gastrostomy)  
[43.19](#)
- Frazier (- Spiller) operation (subtemporal  
 trigeminal rhizotomy) [04.02](#)
- Fredet-Ramstedt operation (pyloromyotomy)  
 (with wedge resection) [43.3](#)
- Freeing  
 adhesions --see Lysis, adhesions  
 anterior synechia (with injection of air  
 or liquid) [12.32](#)  
 artery- vein- nerve bundle [39.91](#)  
 extraocular muscle, entrapped [15.7](#)  
 goniosynechia (with injection of air or  
 liquid) [12.31](#)  
 intestinal segment for interposition [45.50](#)  
     large [45.52](#)  
     small [45.51](#)  
 posterior synechia [12.33](#)  
 synechia (posterior) [12.33](#)  
     anterior (with injection of air or liquid)  
         [12.32](#)  
 vascular bundle [39.91](#)  
 vessel [39.91](#)
- Freezing  
 gastric [96.32](#)  
 prostate [60.62](#)
- Frenckner operation (intrapetrosal drainage)  
[20.22](#)
- Frenectomy  
 labial [27.41](#)  
 lingual [25.92](#)  
 lip [27.41](#)  
 maxillary [27.41](#)  
 tongue [25.92](#)
- Frenotomy  
 labial [27.91](#)  
 lingual [25.91](#)
- Frenulomectomy --see Frenectomy
- Frickman operation (abdominal proctopexy)  
[48.75](#)
- Frommel operation (shortening of  
 utero- sacral ligaments) [69.22](#)
- Fulguration --see also Electrocoagulation  
 and Destruction, lesion,by site  
 adenoid fossa [28.7](#)  
 anus [49.39](#)  
     endoscopic [49.31](#)  
 bladder (transurethral) [57.49](#)  
     suprapubic [57.59](#)  
 choroid [14.21](#)  
 duodenum [45.32](#)  
     endoscopic [45.30](#)  
 esophagus [42.39](#)  
     endoscopic [42.33](#)  
 large intestine [45.49](#)  
     endoscopic [45.43](#)  
         polypectomy [45.42](#)  
 penis [64.2](#)  
 perineum, female [71.3](#)  
 prostate, transurethral [60.29](#)  
 rectum [48.32](#)  
     radical [48.31](#)  
 retina [14.21](#)  
 scrotum [61.3](#)  
 Skene's gland [71.3](#)  
 skin [86.3](#)  
 small intestine NEC [45.34](#)  
     duodenum [45.32](#)  
         endoscopic [45.30](#)  
 stomach [43.49](#)  
     endoscopic [43.41](#)  
 subcutaneous tissue [86.3](#)  
 tonsillar fossa [28.7](#)  
 urethra [58.39](#)  
     endoscopic [58.31](#)  
 vulva [71.3](#)
- Function  
 study --see also Scan, radioisotope  
     gastric [89.39](#)  
     muscle [93.08](#)  
     ocular [95.25](#)  
     nasal [89.12](#)  
     pulmonary --see categories [89.37- 89.38](#)  
     renal [92.03](#)  
     thyroid [92.01](#)  
     urethral sphincter [89.23](#)
- Fundectomy, uterine [68.39](#)
- Fundoplication (esophageal) (Nissen's) [44.66](#)  
 laparoscopic [44.67](#)
- Fundusectomy, gastric [43.89](#)
- Fusion  
     atlas- axis (spine) --see Fusion, spinal,  
         atlas- axis  
     bone --see also Osteoplasty [78.40](#)  
     cervical (spine) (C2 level or below)  
         --see Fusion, spinal, cervical  
     claw toe [77.57](#)  
     craniocervical- see  
         Fusion,spinal,craniocervical



Fusion ---Cont.

- dorsal, dorsolumbar --see Fusion, spinal, dorsal, dorsolumbar
- epiphyseal- diaphyseal --see also Arrest, bone growth [78.20](#)
- epiphysiodesis --see also Arrest, bone growth [78.20](#)
- hammer toe [77.56](#)
- joint (with bone graft)
  - see also Arthrodesis [81.20](#)
  - ankle [81.11](#)
  - claw toe [77.57](#)
  - foot NEC [81.17](#)
  - hammer toe [77.56](#)
  - hip [81.21](#)
  - interphalangeal, finger [81.28](#)
  - ischiofemoral [81.21](#)
  - metatarsophalangeal [81.16](#)
  - midtarsal [81.14](#)
  - overlapping toe(s) [77.58](#)
  - pantalar [81.11](#)
  - spinal --see also Fusion, spinal [81.00](#)
  - subtalar [81.13](#)
  - tarsal joints NEC [81.17](#)
  - tarsometatarsal [81.15](#)
  - tibiotalar [81.11](#)
  - toe NEC [77.58](#)
    - claw toe [77.57](#)
    - hammer toe [77.56](#)
    - overlapping toe(s) [77.58](#)
- lip to tongue [25.59](#)
- lumbar, lumbosacral --see Fusion, spinal, lumbar, lumbosacral
- occiput- C2 (spinal) --see Fusion, spinal, occiput
- spinal (with graft) (with internal fixation) (with instrumentation) [81.00](#)
  - anterior lumbar interbody fusion (ALIF) [81.06](#)
  - atlas- axis (anterior transoral) (posterior) [81.01](#)
    - for pseudarthrosis [81.31](#)

Fusion -spinal ---Cont.

- cervical (C2 level or below) NEC [81.02](#)
  - anterior (interbody), anterolateral technique [81.02](#)
    - for pseudarthrosis [81.32](#)
  - C1- C2 level (anterior)(posterior) [81.01](#)
    - for pseudarthrosis [81.31](#)
    - for pseudarthrosis [81.32](#)
  - posterior (interbody), posterolateral technique [81.03](#)
    - for pseudarthrosis [81.33](#)
- craniocervical (anterior transoral) (posterior) [81.01](#)
  - for pseudarthrosis [81.31](#)
- dorsal, dorsolumbar NEC [81.05](#)
  - anterior (interbody), anterolateral technique [81.04](#)
    - for pseudarthrosis [81.34](#)
  - for pseudarthrosis [81.35](#)
  - posterior (interbody), posterolateral technique [81.05](#)
    - for pseudarthrosis [81.35](#)
- lumbar, lumbosacral NEC [81.08](#)
  - anterior (interbody), anterolateral technique [81.06](#)
    - for pseudarthrosis [81.36](#)
  - for pseudoarthrosis [81.38](#)
  - lateral transverse process technique [81.07](#)
    - for pseudarthrosis [81.37](#)
  - posterior (interbody), posterolateral technique [81.08](#)
    - for pseudarthrosis [81.38](#)
- number of vertebrae
  - see codes [81.62](#) - [81.64](#)
- occiput- C2 (anterior transoral) (posterior) [81.01](#)
  - for pseudarthrosis [81.31](#)
- posterior lumbar interbody fusion (PLIF) [81.08](#)
- transforaminal lumbar interbody fusion (TLIF) [81.08](#)

Note: Also use either [81.62](#), [81.63](#), or [81.64](#) as an additional code to show the total number of vertebrae fused

tongue (to lip) [25.59](#)

## G

- Gait training [93.22](#)
- Galeoplasty [86.89](#)
- Galvanoionization [99.27](#)
- Games  
     competitive [94.39](#)  
     organized [93.89](#)
- Gamma irradiation, stereotactic [92.32](#)
- Ganglionectomy  
     gasserian [04.05](#)  
     lumbar sympathetic [05.23](#)  
     nerve (cranial) (peripheral) NEC [04.06](#)  
     sympathetic [05.29](#)  
     sphenopalatine (Meckel's) [05.21](#)  
     tendon sheath (wrist) [82.21](#)  
     site other than hand [83.31](#)  
     trigeminal [04.05](#)
- Ganglionotomy, trigeminal (radiofrequency) [04.02](#)
- Gant operation (wedge osteotomy of trochanter) [77.25](#)
- Garceau operation (tibial tendon transfer) [83.75](#)
- Gardner operation (spinal meningocele repair) [03.51](#)
- Gas endarterectomy [38.10](#)  
     abdominal [38.16](#)  
     aorta (arch)(ascending)(descending) [38.14](#)  
     coronary artery [36.09](#)  
     head and neck NEC [38.12](#)  
     intracranial NEC [38.11](#)  
     lower limb [38.18](#)  
     thoracic NEC [38.15](#)  
     upper limb [38.13](#)
- Gastroctomy (partial) (subtotal) NEC [43.89](#)  
     with  
         anastomosis (to) NEC [43.89](#)  
             duodenum [43.6](#)  
             esophagus [43.5](#)  
             gastrogastric [43.89](#)  
             jejunum [43.7](#)  
             esophagogastrostomy [43.5](#)  
             gastrooduodenostomy (bypass) [43.6](#)  
             gastroenterostomy (bypass) [43.7](#)  
             gastrogastrostomy (bypass) [43.89](#)  
             gastrojejunostomy (bypass) [43.7](#)  
             jejunal transposition [43.81](#)  
         complete NEC [43.99](#)  
             with intestinal interposition [43.91](#)  
         distal [43.6](#)  
         Hofmeister [43.7](#)  
         Polya [43.7](#)  
         proximal [43.5](#)  
         radical NEC [43.99](#)  
             with intestinal interposition [43.91](#)  
         total NEC [43.99](#)  
             with intestinal interposition [43.91](#)
- Gastrocamera [44.19](#)
- Gastrooduodenectomy --see Gastroctomy
- Gastrooduodenoscopy [45.13](#)  
     through stoma (artificial) [45.12](#)  
     transabdominal (operative) [45.11](#)
- Gastrooduodenostomy (bypass) (Jaboulay's) [44.39](#)  
     with partial gastrectomy [43.6](#)  
     laparoscopic [44.38](#)
- Gastroenterostomy (bypass) NEC [44.39](#)  
     with partial gastrectomy [43.7](#)  
     laparoscopic [44.38](#)
- Gastrogastrostomy (bypass) [44.39](#)  
     with partial gastrectomy [43.89](#)  
     laparoscopic [44.38](#)
- Gastrojejunostomy (bypass) [44.39](#)  
     with partial gastrectomy [43.7](#)  
     laparoscopic [44.38](#)  
     percutaneous (endoscopic)  
         for bypass [44.32](#)  
         for feeding tube placement [46.32](#)
- Gastrolysis [54.59](#)  
     laparoscopic [54.51](#)
- Gastropexy [44.64](#)
- Gastroplasty NEC [44.69](#)  
     laparoscopic [44.68](#)  
     vertical banded gastroplasty (VBG) [44.68](#)
- Gastropllication [44.69](#)  
     laparoscopic [44.68](#)
- Gastropylorotomy [43.6](#)
- Gastrorrhaphy [44.61](#)
- Gastroscopey NEC [44.13](#)  
     through stoma (artificial) [44.12](#)  
     transabdominal (operative) [44.11](#)
- Gastrostomy (Brunschiwig's) (decompression)  
     (fine caliber tube) (Kader) (permanent) (Stamm) (Stamm- Kader) (temporary) (tube) (Witzel) [43.19](#)  
     Beck- Jianu [43.19](#)  
     Frank's [43.19](#)  
     Janeway [43.19](#)  
     percutaneous (endoscopic) (PEG) [43.11](#)  
     Spivack's [43.19](#)  
     Ssabanejew- Frank [43.19](#)
- Gastrostomy [43.0](#)  
     for control of hemorrhage [44.49](#)
- Gavage, gastric [96.35](#)
- Gelman operation (release of clubfoot) [83.84](#)
- Genioplasty (augmentation) (with graft) (with implant) [76.68](#)  
     reduction [76.67](#)
- Ghormley operation (hip fusion) [81.21](#)
- Gifford operation  
     destruction of lacrimal sac [09.6](#)  
     keratotomy (delimiting) [11.1](#)  
     radial (refractive) [11.75](#)

- Gill operation  
 arthrodesis of shoulder [81.23](#)  
 laminectomy [03.09](#)
- Gill-Stein operation (carporadial arthrodesis) [81.25](#)
- Gilliam operation (uterine suspension) [69.22](#)
- Gingivectomy [24.31](#)
- Gingivoplasty (with bone graft) (with soft tissue graft) [24.2](#)
- Girdlestone operation  
 laminectomy with spinal fusion [81.00](#)  
 muscle transfer for claw toe repair [77.57](#)  
 resection of femoral head and neck (without insertion of joint prosthesis) [77.85](#)  
 with replacement prosthesis  
 --see Implant, joint, hip  
 resection of hip prosthesis [80.05](#)  
 with replacement prosthesis  
 --see Implant, joint, hip
- Girdlestone-Taylor operation (muscle transfer for claw toe repair) [77.57](#)
- Glenn operation (anastomosis of superior vena cava to right pulmonary artery) [39.21](#)
- Glenoplasty, shoulder [81.83](#)  
 with  
 partial replacement [81.81](#)  
 total replacement [81.80](#)  
 for recurrent dislocation [81.82](#)
- Glomectomy  
 carotid [39.8](#)  
 jugulare [20.51](#)
- Glossectomy (complete) (total) [25.3](#)  
 partial or subtotal [25.2](#)  
 radical [25.4](#)
- Glossopexy [25.59](#)
- Glossoplasty NEC [25.59](#)
- Glossorrhaphy [25.51](#)
- Glossotomy NEC [25.94](#)  
 for tongue tie [25.91](#)
- Glycoprotein IIB/IIIa inhibitor [99.20](#)
- Goebel-Frangenheim-Stoeckel operation (urethrovessical suspension) [59.4](#)
- Goldner operation (clubfoot release) [80.48](#)
- Goldthwaite operation  
 ankle stabilization [81.11](#)  
 patellar stabilization [81.44](#)  
 tendon transfer for stabilization of patella [81.44](#)
- Gonadectomy  
 ovary  
 bilateral [65.51](#)  
 laparoscopic [65.53](#)  
 unilateral [65.39](#)  
 laparoscopic [65.31](#)
- testis  
 bilateral [62.41](#)  
 unilateral [62.3](#)
- Gonipuncture [12.51](#)  
 with goniotomy [12.53](#)
- Gonioscopy [12.29](#)
- Goniospasm [12.59](#)
- Goniotomy (Barkan's) [12.52](#)  
 with gonipuncture [12.53](#)
- Goodal-Power operation (vagina) [70.8](#)
- Gordon-Taylor operation (hindquarter amputation) [84.19](#)
- GP IIB/IIIa inhibitor, infusion [99.20](#)
- Graber-Duvernay operation (drilling of femoral head) [77.15](#)
- Graft, grafting  
 aneurysm [39.52](#)  
 endovascular  
 abdominal aorta [39.71](#)  
 lower extremity artery(s) [39.79](#)  
 thoracic aorta [39.73](#)  
 upper extremity artery(s) [39.79](#)
- artery, arterial (patch) [39.58](#)  
 with  
 excision or resection of vessel --see Arteriotomy, with graft replacement  
 synthetic patch (Dacron) (Teflon) [39.57](#)  
 tissue patch (vein) (autogenous) (homograft) [39.56](#)
- blood vessel (patch) [39.58](#)  
 with  
 excision or resection of vessel --see Angiectomy, with graft replacement  
 synthetic patch (Dacron) (Teflon) [39.57](#)  
 tissue patch (vein) (autogenous) (homograft) [39.56](#)
- bone (autogenous) (bone bank) (dual onlay) (heterogenous) (inlay) (massive onlay) (multiple) (osteoperiosteal) (peg) (subperiosteal) (with metallic fixation) [78.00](#)
- with  
 arthrodesis --see Arthrodesis  
 arthroplasty --see Arthroplasty  
 gingivoplasty [24.2](#)  
 lengthening --see Lengthening, bone  
 carpals, metacarpals [78.04](#)  
 clavicle [78.01](#)  
 facial NEC [76.91](#)  
 with total osteotomy [76.44](#)  
 femur [78.05](#)  
 fibula [78.07](#)  
 humerus [78.02](#)  
 joint --see Arthroplasty  
 mandible [76.91](#)  
 with total mandibulectomy [76.41](#)  
 marrow --see Transplant, bone, marrow  
 nose --see Graft, nose  
 patella [78.06](#)  
 pelvic [78.09](#)  
 pericranial [02.04](#)  
 phalanges (foot) (hand) [78.09](#)

Graft, grafting **-bone** ---*Cont.*  
 radius [78.03](#)  
 scapula [78.01](#)  
 skull [02.04](#)  
 specified site NEC [78.09](#)  
 spine [78.09](#)  
     with fusion --see Fusion, spinal  
 tarsal, metatarsal [78.08](#)  
 thorax (ribs) (sternum) [78.01](#)  
 thumb (with transfer of skin flap) [82.69](#)  
 tibia [78.07](#)  
 ulna [78.03](#)  
 vertebrae [78.09](#)  
     with fusion --see Fusion, spinal  
 breast --see also Mammoplasty [85.89](#)  
 buccal sulcus [27.99](#)  
 cartilage (joint) --see also Arthroplasty  
     nose --see Graft, nose  
 chest wall (mesh) (silastic) [34.79](#)  
 conjunctiva (free) (mucosa) [10.44](#)  
     for symblepharon repair [10.41](#)  
 cornea --see also Keratoplasty [11.60](#)  
 dermal- fat [86.69](#)  
 dermal regenerative [86.67](#)  
 dura [02.12](#)  
 ear  
     auricle [18.79](#)  
 external auditory meatus [18.6](#)  
     inner [20.61](#)  
     pedicle preparation [86.71](#)  
 esophagus NEC [42.87](#)  
     with interposition (intrathoracic) NEC  
         [42.58](#)  
         antesternal or antethoracic NEC [42.68](#)  
         colon (intrathoracic) [42.55](#)  
         antesternal or antethoracic [42.65](#)  
         small bowel (intrathoracic) [42.53](#)  
         antesternal or antethoracic [42.63](#)  
 eyebrow --see also Reconstruction, eyelid,  
     with graft [08.69](#)  
 eyelid --see also Reconstruction,  
     eyelid, with graft [08.69](#)  
     free mucous membrane [08.62](#)  
 eye socket (skin) (cartilage) (bone) [16.63](#)  
 fallopian tube [66.79](#)  
 fascia [83.82](#)  
     with hernia repair --see Repair, hernia  
     eyelid [08.32](#)  
     hand [82.72](#)  
     tarsal cartilage [08.69](#)  
 fat pad NEC [86.89](#)  
     with skin graft --see Graft, skin,  
         full-thickness  
 flap (advanced) (rotating) (sliding)  
     --see also Graft, skin, pedicle  
     tarsconjunctival [08.64](#)  
 hair- bearing skin [86.64](#)  
 hand  
     fascia [82.72](#)

Graft, grafting **-hand** ---*Cont.*  
     free skin [86.62](#)  
     muscle [82.72](#)  
     pedicle (flap) [86.73](#)  
     tendon [82.79](#)  
 heart, for revascularization- see category [36.3](#)  
 joint --see Arthroplasty  
 larynx [31.69](#)  
 lip [27.56](#)  
     full- thickness [27.55](#)  
 lymphatic structure(s)(channel)(node)(vessel)[40.9](#)  
 mediastinal fat to myocardium [36.39](#)  
 meninges (cerebral) [02.12](#)  
 mouth, except palate [27.56](#)  
     full- thickness [27.55](#)  
 muscle [83.82](#)  
     hand [82.72](#)  
 myocardium, for revascularization [36.39](#)  
 nasolabial flaps [21.86](#)  
 nerve (cranial) (peripheral) [04.5](#)  
 nipple [85.86](#)  
 nose [21.89](#)  
     with  
         augmentation [21.85](#)  
         rhinoplasty --see Rhinoplasty  
         total reconstruction [21.83](#)  
         septum [21.88](#)  
         tip [21.86](#)  
 omentum [54.74](#)  
     to myocardium [36.39](#)  
 orbit (bone) (cartilage) (skin) [16.63](#)  
 outflow tract (patch) (pulmonary valve) [35.26](#)  
     in total repair of tetralogy of Fallot [35.81](#)  
 ovary [65.92](#)  
 palate [27.69](#)  
     for cleft palate repair [27.62](#)  
 pedicle --see Graft, skin, pedicle  
 penis (rib) (skin) [64.49](#)  
 pigskin [86.65](#)  
 pinch --see Graft, skin, free  
 pocket --see Graft, skin, pedicle  
 porcine [86.65](#)  
 postauricular (Wolff) [18.79](#)  
 razor --see Graft, skin, free  
 rope --see Graft, skin, pedicle  
 saphenous vein in aortocoronary bypass  
     --see Bypass, aortocoronary  
 scrotum [61.49](#)  
 skin (partial- thickness) (split- thickness) [86.69](#)  
     amniotic membrane [86.66](#)  
     auditory meatus (ear) [18.6](#)  
     dermal- fat [86.69](#)  
         for breast augmentation [85.50](#)  
     dermal regenerative [86.67](#)  
 ear  
     auditory meatus [18.6](#)  
     postauricular [18.79](#)  
     eyelid [08.61](#)  
 flap --see Graft, skin, pedicle

- Graft, grafting - skin ---*Cont.*  
 free (autogenous) NEC [86.60](#)  
 breast  
   deep inferior epigastric artery perforator (DIEP) flap, free [85.74](#)  
   gluteal artery perforator [GAP] flap, free [85.76](#)  
   superficial inferior epigastric artery (SIEA) flap, free [85.75](#)  
   transverse rectus abdominis musculocutaneous (TRAM) flap, free [85.73](#)  
 lip [27.56](#)  
 thumb [86.62](#)  
   for  
     pollicization [82.61](#)  
     reconstruction [82.69](#)  
 full-thickness [86.63](#)  
   breast [85.83](#)  
   hand [86.61](#)  
 hair-bearing [86.64](#)  
 eyelid or eyebrow [08.63](#)  
 hand [86.62](#)  
   full-thickness [86.61](#)  
 heterograft [86.65](#)  
 homograft [86.66](#)  
 island flap [86.70](#)  
 mucous membrane [86.69](#)  
 eyelid [08.62](#)  
 nose --*see* Graft, nose  
 pedicle (flap) (tube) [86.70](#)  
   advancement [86.72](#)  
   attachment to site (advanced)(double) (rotating) (sliding) [86.74](#)  
   hand (cross finger) (pocket) [86.73](#)  
   lip [27.57](#)  
   mouth [27.57](#)  
   thumb [86.73](#)  
   for  
     pollicization [82.61](#)  
     reconstruction NEC [82.69](#)  
 breast [85.84](#)  
   deep inferior epigastric artery perforator (DIEP) flap, free [85.74](#)  
   gluteal artery perforator (GAP) flap, free [85.76](#)  
   latissimus dorsi myocutaneous flap [85.71](#)  
   superficial inferior epigastric artery (SIEA) flap, free [85.75](#)  
   transverse rectus abdominis musculocutaneous (TRAM) flap, free [85.73](#)  
   transverse rectus abdominis myocutaneous (TRAM) flap, pedicled [85.72](#)  
 defatting [86.75](#)
- Graft, grafting - skin --pedicle ---*Cont.*  
 delayed [86.71](#)  
 design and raising [86.71](#)  
 elevation [86.71](#)  
 preparation of (cutting) [86.71](#)  
 revision [86.75](#)  
 sculpturing [86.71](#)  
 transection [86.71](#)  
 transfer [86.74](#)  
 trimming [86.71](#)  
 postauricular [18.79](#)  
 rotation flap [86.70](#)  
 specified site NEC [86.69](#)  
   full-thickness [86.63](#)  
 tarsal cartilage [08.69](#)  
 temporalis muscle to orbit [16.63](#)  
   with exenteration of orbit [16.59](#)  
 tendon [83.81](#)  
   for joint repair --*see* Arthroplasty  
   hand [82.79](#)  
 testicle [62.69](#)  
 thumb (for reconstruction) NEC [82.69](#)  
 tongue (mucosal) (skin) [25.59](#)  
 trachea [31.79](#)  
 tubular (tube) --*see* Graft, skin, pedicle  
 tunnel --*see* Graft, skin, pedicle  
 tympanum --*see also* Tympanoplasty [19.4](#)  
 ureter [56.89](#)  
 vagina  
   biological [70.94](#)  
   synthetic [70.95](#)  
 vein (patch) [39.58](#)  
   with  
     excision or resection of vessel --*see* Phlebectomy, with graft replacement  
     synthetic patch (Dacron) (Teflon) [39.57](#)  
     tissue patch (vein) (autogenous) (homograft) [39.56](#)  
     vermillion border (lip) [27.56](#)  
 Grattage, conjunctiva [10.31](#)  
 Green operation (scapulopexy) [78.41](#)  
 Grice operation (subtalar arthrodesis) [81.13](#)  
 Grip, strength [93.04](#)  
 Gritti-Stokes operation (knee disarticulation) [84.16](#)  
 Gross operation (herniorrhaphy)  
   laparoscopic [53.43](#)  
     with graft or prosthesis [53.42](#)  
   other and open with graft or prosthesis [53.41](#)  
   other open [53.49](#)  
 Group therapy [94.44](#)  
 Guttering, bone --*see also* Excision, lesion, bone [77.60](#)  
 Guyon operation (amputation of ankle) [84.13](#)

## H

- Hagner operation (epididymotomy) [63.92](#)
- Halsted operation --see Repair, hernia, inguinal
- Hampton operation (anastomosis small intestine to rectal stump) [45.92](#)
- Hanging hip operation (muscle release) [83.19](#)
- Harelip operation [27.54](#)
- Harrison-Richardson operation (vaginal suspension) [70.77](#)  
with graft or prosthesis [70.78](#)
- Hartmann resection (of intestine) (with pouch) --see Colectomy, by site
- Harvesting  
bone marrow [41.91](#)  
stem cells [99.79](#)
- Hauser operation  
achillotenotomy [83.11](#)  
bunionectomy with adductor tendon transfer [77.53](#)  
stabilization of patella [81.44](#)
- Heaney operation (vaginal hysterectomy) [68.59](#)  
laparoscopically assisted (LAVH) [68.51](#)
- Hearing aid (with battery replacement) [95.49](#)
- Hearing test [95.47](#)
- HeartMate® implantable heart assist system [37.66](#)
- HeartMate® II left ventricular assist system [LVAS] [37.66](#)
- Hegar operation (perineorrhaphy) [71.79](#)
- Heine operation (cyclodialysis) [12.55](#)
- Heineke-Mikulicz operation (pyloroplasty) [44.29](#)
- Heller operation (esophagomyotomy) [42.7](#)
- Hellstöm operation (transplantation of aberrant renal vessel) [39.55](#)
- Hemicolecotomy  
left  
laparoscopic [17.35](#)  
open and other [45.75](#)  
right (extended)  
laparoscopic [17.33](#)  
open and other [45.73](#)
- Hemicystectomy [57.6](#)
- Hemigastrectomy --see Gastrectomy
- Hemiglossectomy [25.2](#)
- Hemilaminectomy (decompression) (exploration) [03.09](#)
- Hemilaryngectomy (anterior) (lateral) (vertical) [30.1](#)
- Hemimandibulectomy [76.31](#)
- Hemimastectomy (radical) [85.23](#)
- Hemimaxillectomy (with bone graft) (with prosthesis) [76.39](#)
- Heminephrectomy [55.4](#)
- Hemipelvectomy [84.19](#)
- Hemispherectomy (cerebral) [01.52](#)
- Hemithyroidectomy (with removal of isthmus) (with removal of portion of remaining lobe) [06.2](#)
- Hemodialfiltration (extracorporeal) [39.95](#)
- Hemodialysis (extracorporeal) [39.95](#)
- Hemodilution [99.03](#)
- Hemofiltration (extracorporeal) [39.95](#)
- Hemorrhage control --see Control, hemorrhage
- Hemorrhoidectomy [49.46](#)  
by  
cautery, cauterization [49.43](#)  
crushing [49.45](#)  
cryotherapy, cryosurgery [49.44](#)  
excision [49.46](#)  
injection [49.42](#)  
ligation [49.45](#)
- Hemostasis --see Control, hemorrhage
- Henley operation (jejunal transposition) [43.81](#)
- Hepatectomy (complete) (total) [50.4](#)  
partial or subtotal [50.22](#)
- Hepatic assistance, extracorporeal [50.92](#)
- Hepaticocholangiojejunostomy [51.37](#)
- Hepaticocystoduodenostomy [51.37](#)
- Hepaticodochotomy [51.59](#)
- Hepaticoduodenostomy [51.37](#)
- Hepaticojejunostomy [51.37](#)
- Hepaticolithectomy [51.49](#)  
endoscopic [51.88](#)
- Hepaticolithotomy [51.49](#)  
endoscopic [51.88](#)
- Hepaticostomy [51.59](#)
- Hepaticotomy [51.59](#)
- Hepatocholangiocystoduodenostomy [51.37](#)
- Hepatocholedochostomy [51.43](#)  
endoscopic [51.87](#)
- Hepatoduodenostomy [50.69](#)
- Hepatogastrostomy [50.69](#)
- Hepatojejunostomy [50.69](#)
- Hepaticolithotomy  
hepatic duct [51.49](#)  
liver [50.0](#)
- Hepatopexy [50.69](#)
- Hepatorrhaphy [50.61](#)
- Hepatostomy (external) (internal) [50.69](#)
- Hepatotomy (with packing) [50.0](#)
- Hernioplasty --see Repair, hernia
- Herniorrhaphy --see Repair, hernia
- Herniotomy --see Repair, hernia
- Heterograft --see Graft
- Heterotransplant, heterotransplantation --see Transplant
- Hey operation (amputation of foot) [84.12](#)
- Hey-Groves operation (reconstruction of anterior cruciate ligament) [81.45](#)
- Heyman operation (soft tissue release for clubfoot) [83.84](#)

- Heyman-Herndon (- Strong) operation (correction of metatarsus varus) [80.48](#)
- Hibbs operation (lumbar spinal fusion) --see Fusion, lumbar
- Higgins operation --see Repair, hernia, femoral
- High forceps delivery [72.39](#)  
with episiotomy [72.31](#)
- Hill-Allison operation (hiatal hernia repair, transpleural approach) [53.80](#)
- Hinging, mitral valve [35.12](#)
- His bundle recording [37.29](#)
- Hitchcock operation (anchoring tendon of biceps) [83.88](#)
- Hofmeister operation (gastrectomy) [43.7](#)
- Hoke operation  
midtarsal fusion [81.14](#)  
triple arthrodesis [81.12](#)
- Holth operation  
iridencleisis [12.63](#)  
sclerectomy [12.65](#)
- Homan operation (correction of lymphedema) [40.9](#)
- Homograft --see Graft
- Homotransplant, homotransplantation --see Transplant
- Hosiery, elastic [93.59](#)
- Hutch operation (ureteroneocystostomy) [56.74](#)
- Hybinette-Eden operation (glenoid bone block) [78.01](#)
- Hydrocelectomy  
canal of Nuck (female) [69.19](#)  
male [63.1](#)  
round ligament [69.19](#)  
spermatic cord [63.1](#)  
tunica vaginalis [61.2](#)
- Hydrotherapy [93.33](#)  
assisted exercise in pool [93.31](#)  
whirlpool [93.32](#)
- Hymenectomy [70.31](#)
- Hymenoplasty [70.76](#)
- Hymenorrhaphy [70.76](#)
- Hymenotomy [70.11](#)
- Hyperalimentation (parenteral) [99.15](#)
- Hyperbaric oxygenation [93.95](#)  
wound [93.59](#)
- Hyperextension, joint [93.25](#)
- Hyperthermia NEC [93.35](#)  
for cancer treatment (interstitial) (local) (radiofrequency) (regional) (ultrasound) (whole- body) [99.85](#)
- Hypnodrama, psychiatric [94.32](#)
- Hypnosis (psychotherapeutic) [94.32](#)  
for anesthesia --omit code
- Hypnotherapy [94.32](#)
- Hypophysectomy (complete) (total) [07.69](#)  
partial or subtotal [07.63](#)  
transfrontal approach [07.61](#)
- Hypophysectomy - partial ---Cont.  
transsphenoidal approach [07.62](#)  
specified approach NEC [07.68](#)  
transfrontal approach (complete) (total) [07.64](#)  
partial [07.61](#)  
transsphenoidal approach (complete) (total) [07.65](#)  
partial [07.62](#)
- Hypothermia (central) (local) [99.81](#)  
gastric (cooling) [96.31](#)  
freezing [96.32](#)  
systemic (in open heart surgery) [39.62](#)
- Hypotympanotomy [20.23](#)
- Hysterectomy [68.9](#)  
abdominal [68.49](#)  
laparoscopic (total) [TLH] [68.41](#)  
partial or subtotal (supracervical) (supravaginal) [68.39](#)  
radical (modified) (Wertheim's) [68.69](#)  
laparoscopic (total) [TLRH] [68.61](#)  
supracervical [68.39](#)  
classic infra fascial SEMM hysterectomy [CISH] [68.31](#)  
laparoscopically assisted [LASH] [68.31](#)  
vaginal (complete) (partial) (subtotal) (total) [68.59](#)  
laparoscopically assisted (LAVH) [68.51](#)  
radical (Schauta) [68.79](#)  
laparoscopic [LRVH] [68.71](#)
- Hysterocolpctomy (radical) (vaginal) [68.79](#)  
abdominal [68.69](#)  
laparoscopic [68.61](#)  
laparoscopic [68.71](#)
- Hysteroqram NEC [87.85](#)  
percutaneous [87.84](#)
- Hysterolysis [54.59](#)  
laparoscopic [54.51](#)
- Hysteromyomectomy [68.29](#)
- Hysteropexy [69.22](#)
- Hysteroplasty [69.49](#)
- Hysterorrhaphy [69.41](#)
- Hysterosalpingography gas (contrast) [87.82](#)  
opaque dye (contrast) [87.83](#)
- Hysterosalpingostomy [66.74](#)
- Hysteroscopy [68.12](#)  
with  
ablation  
endometrial [68.23](#)  
biopsy [68.16](#)
- Hysterotomy (with removal of foreign body) (with removal of hydatidiform mole) [68.0](#)  
for intrauterine transfusion [75.2](#)  
obstetrical [74.99](#)  
for termination of pregnancy [74.91](#)
- Hysterotrachelectomy [67.4](#)
- Hysterotracheloplasty [69.49](#)
- Hysterotrachelorrhaphy [69.41](#)
- Hysterotrachelotomy [69.95](#)

IAEMT (intraoperative anesthetic effect monitoring and titration) [00.94](#) [ [89.14](#) ]  
 ICCE (intracapsular cataract extraction) [13.19](#)  
 ileal  
   bladder  
     closed [57.87](#) [ [45.51](#) ]  
     open (ileoureterostomy) [56.51](#)  
     conduit (ileoureterostomy) [56.51](#)  
 Ileocecostomy [45.93](#)  
 Ileocollectomy  
   laparoscopic [17.33](#)  
   open and other [45.73](#)  
 Ileocolostomy [45.93](#)  
 Ileocolotomy [45.00](#)  
 Ileocystoplasty (isolated segment anastomosis) (open loop) [57.87](#) [ [45.51](#) ]  
 Ileoduodenotomy [45.01](#)  
 Ileoeectomy (partial) [45.62](#)  
   with cecectomy  
     laparoscopic [17.32](#)  
     open and other [45.72](#)  
 Ileointectomy [46.99](#)  
 Ileoesophagostomy [42.54](#)  
 Ileoileostomy [45.91](#)  
   proximal to distal segment [45.62](#)  
 Ileoloopogram [87.78](#)  
 Ileopancreatostomy [52.96](#)  
 Ileopexy [46.61](#)  
 Ileoproctostomy [45.95](#)  
 Ileorectostomy [45.93](#)  
 Ileorrhaphy [46.73](#)  
 Ileoscopy [45.13](#)  
   through stoma (artificial) [45.12](#)  
   transabdominal (operative) [45.11](#)  
 Ileosigmoidostomy [45.93](#)  
 Ileostomy [46.20](#)  
   continent (permanent) [46.22](#)  
     for urinary diversion [56.51](#)  
   delayed opening [46.24](#)  
   Hendon (temporary) [46.21](#)  
   loop [46.01](#)  
   Paul (temporary) [46.21](#)  
   permanent [46.23](#)  
     continent [46.22](#)  
   repair [46.41](#)  
   revision [46.41](#)  
   tangential (temporary) [46.21](#)  
   temporary [46.21](#)  
   transplantation to new site [46.23](#)  
   tube (temporary) [46.21](#)  
   ureteral  
     external [56.51](#)  
     internal [56.71](#)  
 Ileotomy [45.02](#)  
 Ileotransversostomy [45.93](#)

Ileoureterostomy (Bricker's) (ileal bladder) [56.51](#)  
 Imaging (diagnostic)  
   by  
     optical coherence tomography (OCT) ---see OCT and Tomography, optical coherence  
   diagnostic, not elsewhere classified [88.90](#)  
   endovascular ultrasound --see Imaging, intravascular ultrasound  
   intraoperative  
     iMRI --see Imaging, magnetic resonance  
     intravascular --see Imaging, intravascular ultrasound  
   intravascular ultrasound (IVUS) [00.29](#)  
     aorta [00.22](#)  
     aortic arch [00.22](#)  
     carotid vessel [00.21](#)  
     cerebral vessel, extracranial [00.21](#)  
     coronary vessel [00.24](#)  
     intrathoracic vessel [00.22](#)  
     other specified vessel [00.28](#)  
     peripheral vessel [00.23](#)  
     renal vessel [00.25](#)  
     vena cava (inferior) (superior) [00.22](#)  
   magnetic resonance (nuclear) (proton) NEC [88.97](#)  
     abdomen [88.97](#)  
     bladder (urinary) [88.95](#)  
     bone marrow blood supply [88.94](#)  
     brain (brain stem) [88.91](#)  
       intraoperative (iMRI) [88.96](#)  
       real-time [88.96](#)  
     chest (hilar) (mediastinal) [88.92](#)  
     computer assisted surgery (CAS) with MR/MRA [00.32](#)  
     extremity (upper) (lower) [88.94](#)  
     eye orbit [88.97](#)  
     face [88.97](#)  
     head NEC [88.97](#)  
     musculoskeletal [88.94](#)  
     myocardium [88.92](#)  
     neck [88.97](#)  
     orbit of eye [88.97](#)  
     prostate [88.95](#)  
     specified site NEC [88.97](#)  
     spinal canal (cord) (spine) [88.93](#)  
 VH™ IVUS --see Imaging (diagnostic), intravascular ultrasound (IVUS), by site  
 virtual histology intravascular ultrasound --see Imaging (diagnostic), intravascular ultrasound (IVUS), by site  
 with fracture- reduction--see Reduction, fracture  
 bandage [93.59](#)  
 bone [93.53](#)



- Immobilization (by)
- cast NEC [93.53](#)
    - with reduction of fracture or dislocation
      - see Reduction, fracture, and Reduction, dislocation
  - device NEC [93.59](#)
  - pressure dressing [93.56](#)
  - splint (plaster) (tray) [93.54](#)
    - with reduction of fracture or dislocation
      - see Reduction, fracture, and Reduction, dislocation
  - stereotactic head frame [93.59](#)
  - strapping (non- traction) [93.59](#)
- Immunization --see also Vaccination
- allergy [99.12](#)
  - autoimmune disease [99.13](#)
  - BCG [99.33](#)
  - brucellosis [99.55](#)
  - cholera [99.31](#)
  - diphtheria [99.36](#)
  - DPT [99.39](#)
  - epidemic parotitis [99.46](#)
  - German measles [99.47](#)
  - Hemophilus influenzae [99.52](#)
  - influenza [99.52](#)
  - measles [99.45](#)
  - meningococcus [99.55](#)
  - mumps [99.46](#)
  - pertussis [99.37](#)
  - plague [99.34](#)
  - poliomyelitis [99.41](#)
  - rabies [99.44](#)
  - rubella [99.47](#)
  - salmonella [99.55](#)
  - smallpox [99.42](#)
  - staphylococcus [99.55](#)
  - TAB [99.32](#)
  - tetanus [99.38](#)
  - triple vaccine [99.48](#)
  - tuberculosis [99.33](#)
  - tularemia [99.35](#)
  - typhoid- paratyphoid [99.32](#)
  - typhus [99.55](#)
  - viral NEC [99.55](#)
  - whooping cough [99.37](#)
  - yellow fever [99.43](#)
- Immunoabsorption,extracorporeal (ECI) [99.76](#)
- Immunotherapy, antineoplastic [99.28](#)
- C- Parvum [99.28](#)
  - Interferon [99.28](#)
  - Interleukin- 2 (low- dose) [99.28](#)
    - high- dose [00.15](#)
  - Levamisole [99.28](#)
  - Proleukin (low- dose) [99.28](#)
    - high- dose [00.15](#)
  - Thymosin [99.28](#)
- Impella® percutaneous external heart assist device [37.68](#)
- Implant, implantation
- abdominal artery to coronary artery [36.17](#)
  - artery
    - aortic branches to heart muscle [36.2](#)
    - mammary to ventricular wall (Vineberg) [36.2](#)
  - affle, atrial or interatrial [35.91](#)
  - biliary fistulous tract into stomach or intestine [51.39](#)
  - bipolar endoprosthesis (femoral head) [81.52](#)
  - bladder sphincter,artificial(inflatable)[58.93](#)
  - blood vessels to myocardium [36.2](#)
  - bone growth stimulator (invasive) (percutaneous) (semi- invasive) --see category [78.9](#)
  - bone morphogenetic protein (Infuse™) (OP- 1™) (recombinant) (rhBMP) [84.52](#)
  - bone void filler [84.55](#)
    - that with percutaneous vertebral augmentation [81.66](#)
    - that with percutaneous vertebroplasty [81.65](#)
  - breast (for augmentation) (bilateral) [85.54](#)
    - unilateral [85.53](#)
  - cardiac contractility modulation (CCM)
    - rechargeable pulse generator only [17.52](#)
    - total system [17.51](#)
  - CCM (cardiac contractility modulation)
    - rechargeable pulse generator only [17.52](#)
    - total system [17.51](#)
  - cardiac resynchronization device
    - defibrillator (biventricular) (BiV ICD) (BiV pacemaker with defibrillator) (BiV pacing with defibrillator) (CRT- D) (device and one or more leads) (total system) [00.51](#)
    - left ventricular coronary venous lead only [00.52](#)
    - pulse generator only [00.54](#)
  - pacemaker (BiV) (biventricular) (CRT- P) (device and one or more leads) (total system) [00.50](#)
  - left ventricular coronary venous lead only [00.52](#)
  - pulse generator only [00.53](#)
- cardiac support device (CSD) [37.41](#)
- cardiomyostimulation system [37.67](#)
- cardioverter/defibrillator (automatic) [37.94](#)
- leads only (patch electrode) (sensing) (pacing) [37.95](#)
  - pulse generator only [37.96](#)
  - total system [37.94](#)
- chest wall (mesh) (silastic) [34.79](#)
- chin (polyethylene) (silastic) [76.68](#)

- Implant, implantation ---*Cont.*
- cochlear (electrode) [20.96](#)
    - prosthetic device (electrode and receiver) [20.96](#)
    - channel (single) [20.97](#)
    - multiple [20.98](#)
    - electrode only [20.99](#)
    - internal coil only [20.99](#)
  - coil(s), endovascular [39.79](#)
    - head or neck vessels
      - bare metal [39.75](#)
      - bioactive [39.76](#)
  - CorCap™ [37.41](#)
  - cornea [11.73](#)
  - CRT- D (biventricular defibrillator) (BiV ICD) (BiV pacemaker with defibrillator) (BiV pacing with defibrillator) (cardiac resynchronization defibrillator) (device and one or more leads) [00.51](#)
  - left ventricular coronary venous lead only [00.52](#)
  - pulse generator only [00.54](#)
  - CRT- P (biventricular pacemaker) (BiV pacemaker) (cardiac resynchronization pacemaker) (device and one or more leads) [00.50](#)
  - left ventricular coronary venous lead only [00.52](#)
  - pulse generator only [00.53](#)
  - custodis eye [14.41](#)
  - dental (endosseous) (prosthetic) [23.6](#)
  - device
    - adjustable gastric band and port [44.95](#)
    - bronchial device NOS [33.79](#)
    - bronchial substance NOS [33.79](#)
    - bronchial valve
      - multiple lobes [33.73](#)
      - single lobe [33.71](#)
    - cardiac support device (CSD) [37.41](#)
    - CorCap™ [37.41](#)
    - epicardial support device [37.41](#)
    - Lap- Band™ [44.95](#)
    - left atrial appendage [37.90](#)
    - left atrial filter [37.90](#)
    - left atrial occluder [37.90](#)
    - prosthetic cardiac support device [37.41](#)
    - subcutaneous for intracardiac or great vessel hemodynamic monitoring [00.57](#)
    - vascular access [86.07](#)
    - ventricular support device [37.41](#)
  - diaphragmatic pacemaker [34.85](#)
  - Dynesys® [84.82](#)
  - electrode(s)
    - brain [02.93](#)
    - depth [02.93](#)
    - foramen ovale [02.93](#)
    - sphenoidal [02.96](#)
- Implant, implantation -device ---*Cont.*
- cardiac (initial) (transvenous) [37.70](#)
    - atrium (initial) [37.73](#)
    - replacement [37.76](#)
    - atrium and ventricle (initial) [37.72](#)
    - replacement [37.76](#)
  - epicardium (sternotomy or thoracotomy approach) [37.74](#)
  - left ventricular coronary venous system [00.52](#)
  - temporary transvenous pacemaker system [37.78](#)
    - during and immediately following cardiac surgery [39.64](#)
    - ventricle (initial) [37.71](#)
    - replacement [37.76](#)
  - carotid sinus [39.8](#)
  - depth [02.93](#)
  - foramen ovale [02.93](#)
  - gastric 04.92
  - heart --*see also* Implant, electrode(s), cardiac [37.70](#)
  - intracranial [02.93](#)
  - osteogenic (invasive) for bone growth stimulation --*see* category [78.9](#)
  - peripheral nerve [04.92](#)
  - sacral nerve [04.92](#)
  - sphenoidal [02.96](#)
  - spine [03.93](#)
  - electroencephalographic receiver
    - brain [02.93](#)
    - intracranial [02.93](#)
  - electronic stimulator
    - anus (subcutaneous) [49.92](#)
    - bladder [57.96](#)
    - bone growth (invasive) (percutaneous) (semi- invasive) [78.9](#)
    - brain --*see* Implant, neurostimulator, brain
    - carotid sinus [39.8](#)
    - cochlear [20.96](#)
    - channel (single) [20.97](#)
    - multiple [20.98](#)
    - gastric 04.92
    - intracranial --*see* Implant, neurostimulator, intracranial
    - peripheral nerve --*see* Implant, neurostimulator, peripheral nerve
    - phrenic nerve [34.85](#)
    - skeletal muscle [83.92](#)
    - spine --*see* Implant, neurostimulator, spine
    - ureter [56.92](#)
  - electrostimulator --*see* Implant, electronic stimulator, by site
  - endoprosthesis
    - bile duct [51.87](#)
    - femoral head (bipolar) [81.52](#)
    - pancreatic duct [52.93](#)
  - endosseous (dental) [23.6](#)
  - epidural pegs [02.93](#)

- Implant, implantation ---*Cont.*  
 epikeratoprosthesis [11.73](#)  
 estradiol (pellet) [99.23](#)  
 eye (Iowa type) [16.61](#)  
   integrated [16.41](#)  
 facial bone, synthetic (alloplastic) [76.92](#)  
 fallopian tube (Mulligan hood) (silastic tube) (stent) [66.93](#)  
   into uterus [66.74](#)  
 gastroepipolic artery to coronary artery [36.17](#)  
 hearing device, electromagnetic [20.95](#)  
 heart  
   artificial [37.52](#)  
     total internal biventricular replacement system [37.52](#)  
       AbioCor® [37.52](#)  
       CardioWest™ (TAH- t) [37.52](#)  
   assist system  
     CentriMag® --see Insertion, circulatory support device  
     external heart assist device, percutaneous --see Insertion, circulatory support device  
     external heart assist system, open approach [37.65](#)  
     extrinsic [37.68](#)  
     HeartMate® implantable heart assist system [37.66](#)  
     HeartMate® II left ventricular assist system [LVAS] [37.66](#)  
     Impella® percutaneous external circulatory assist device --see Insertion, circulatory support device  
     implantable [37.66](#)  
     non- implantable ---see Insertion, circulatory support device  
     percutaneous external circulatory assist device --see Insertion, circulatory support device  
     pulsation balloon [37.61](#)  
     pVAD (percutaneous VAD)  
       --see Insertion, circulatory support device  
     TandemHeart® --see Insertion, circulatory support device  
     temporary non- implantable circulatory assist device  
       --see Insertion, circulatory support device  
     that for destination therapy (DT) [37.66](#)  
   auxiliary ventricle [37.62](#)  
   cardiac support device (CSD) [37.41](#)  
   circulatory assist system --see Implant, heart, assist system  
   CorCap™ [37.41](#)  
   epicardial support device [37.41](#)
- Implant, implantation - heart --- *Cont.*  
 pacemaker --see also Implant, pacemaker, cardiac [37.80](#)  
 prosthetic cardiac support device [37.41](#)  
 total internal biventricular replacement system [37.52](#)  
 valve(s)  
   prosthesis or synthetic device (partial) (synthetic) (total) [35.20](#)  
     aortic [35.22](#)  
     mitral [35.24](#)  
     pulmonary [35.26](#)  
     tricuspid [35.28](#)  
     tissue graft [35.20](#)  
     aortic [35.21](#)  
     mitral [35.23](#)  
     pulmonary [35.25](#)  
     tricuspid [35.27](#)  
     ventricular support device [37.41](#)  
 inert material  
   breast (for augmentation) (bilateral) [85.54](#)  
     unilateral [85.53](#)  
   larynx [31.0](#)  
   nose [21.85](#)  
   orbit (eye socket) [16.69](#)  
     reinsertion [16.62](#)  
   scleral shell (cup) (with evisceration of eyeball) [16.31](#)  
     reinsertion [16.62](#)  
   Tenon's capsule (with enucleation of eyeball) [16.42](#)  
     with attachment of muscles [16.41](#)  
     reinsertion [16.62](#)  
   urethra [59.79](#)  
   vocal cord(s) [31.0](#)  
 infusion pump [86.06](#)  
 interbody spinal fusion device [84.51](#)  
 intracardiac or great vessel hemodynamic monitor, subcutaneous [00.57](#)  
 joint (prosthesis) (silastic) (Swanson type)  
   NEC [81.96](#)  
   ankle (total) [81.56](#)  
     revision [81.59](#)  
   carpocarpal, carpometacarpal [81.74](#)  
   elbow (total) [81.84](#)  
     revision [81.97](#)  
   extremity (bioelectric) (cineplastic) (kineplastic) [84.40](#)  
     lower [84.48](#)  
       revision [81.59](#)  
     upper [84.44](#)  
       revision [81.97](#)  
   femoral (bipolar endoprosthesis) [81.52](#)  
     revision NOS [81.53](#)  
       acetabular and femoral components (total) [00.70](#)  
       acetabular component only [00.71](#)  
       acetabular liner and/or femoral head only [00.73](#)

Implant - joint -femoral- revision  
 --- *Cont.*  
     femoral component only [00.72](#)  
     femoral head only and/or  
         acetabular liner [00.73](#)  
     total (acetabular and femoral  
         components) [00.70](#)  
 finger [81.71](#)  
 hand (metacarpophalangeal)  
     (interphalangeal) [81.71](#)  
     revision [81.97](#)  
 hip (partial) [81.52](#)  
     revision NOS [81.53](#)  
         acetabular and femoral  
             components (total) [00.70](#)  
         acetabular component only [00.71](#)  
         acetabular liner and/or femoral  
             head only [00.73](#)  
         femoral component only [00.72](#)  
         femoral head only and/or  
             acetabular liner [00.73](#)  
     partial  
         acetabular component only  
             [00.71](#)  
         acetabular liner and/or femoral  
             head only [00.73](#)  
         femoral component only [00.72](#)  
         femoral head only and/or  
             acetabular liner [00.73](#)  
     total (acetabular and femoral  
         components) [00.70](#)  
     total [81.51](#)  
         revision (acetabular and femoral  
             components) [00.70](#)  
 interphalangeal [81.71](#)  
     revision [81.97](#)  
 knee (partial) (total) [81.54](#)  
     revision NOS [81.55](#)  
         femoral component [00.82](#)  
     partial  
         femoral component [00.82](#)  
         patellar component [00.83](#)  
         tibial component [00.81](#)  
         tibial insert [00.84](#)  
         patellar component [00.83](#)  
         tibial component [00.81](#)  
         tibial insert [00.84](#)  
         total (all components) [00.80](#)  
 metacarpophalangeal [81.71](#)  
     revision [81.97](#)  
 shoulder (partial) [81.81](#)  
     revision [81.97](#)  
     total replacement [81.80](#)  
 toe [81.57](#)  
     for hallux valgus repair [77.59](#)  
     revision [81.59](#)  
 wrist (partial) [81.74](#)  
     revision [81.97](#)  
     total replacement [81.73](#)

Implant, implantation --- *Cont.*  
 kidney, mechanical [55.97](#)  
 Lap- Band™ [44.95](#)  
 larynx [31.0](#)  
 leads (cardiac) --see Implant, electrode(s),  
     cardiac  
 limb lengthening device, internal (NOS)  
     [84.54](#)  
         with kinetic distraction [84.53](#)  
 mammary artery  
     in ventricle (Vineberg) [36.2](#)  
     to coronary artery (single vessel) [36.15](#)  
         double vessel [36.16](#)  
 M- Brace™ [84.82](#)  
 Mulligan hood, fallopian tube [66.93](#)  
 nerve (peripheral) [04.79](#)  
 neuropacemaker --see Implant,  
     neurostimulator, by site  
 neurostimulator  
     electrodes  
         brain [02.93](#)  
         carotid sinus [39.8](#)  
         gastric [04.92](#)  
         intracranial [02.93](#)  
         peripheral nerve [04.92](#)  
         sacral nerve [04.92](#)  
         spine [03.93](#)  
     pulse generator [86.96](#)  
         dual array [86.95](#)  
             rechargeable [86.98](#)  
         single array [86.94](#)  
             rechargeable [86.97](#)  
 nose [21.85](#)  
 Ommaya reservoir [02.2](#)  
 orbit [16.69](#)  
     reinsertion [16.62](#)  
 outflow tract prosthesis (heart) (gusset type)  
     in  
         pulmonary valvuloplasty [35.26](#)  
         total repair of tetralogy of Fallot [35.81](#)  
 ovary into uterine cavity [65.72](#)  
     laparoscopic [65.75](#)  
 pacemaker  
     brain - see Implant, neurostimulator, brain  
     cardiac (device) (initial) (permanent)  
         (replacement) [37.80](#)  
     dual- chamber device (initial) [37.83](#)  
         replacement [37.87](#)  
     resynchronization device (biventricular  
         pacemaker) (BiV pacemaker) (CRT- P)  
     device only (initial)(replacement) [00.53](#)  
     total system (device and one or more  
         leads) [00.50](#)  
     transvenous lead into left ventricular  
         coronary venous system [00.52](#)  
     single- chamber device (initial) [37.81](#)  
         rate responsive [37.82](#)  
         replacement [37.85](#)  
             rate responsive [37.86](#)

- Implant –pacemaker –cardiac --- *Cont.*  
 temporary transvenous pacemaker system [37.78](#)  
 during and immediately following cardiac surgery [39.64](#)  
 carotid sinus [39.8](#)  
 diaphragm [34.85](#)  
 gastric [04.92](#)  
 intracranial --*see* Implant, neurostimulator, intracranial  
 neural- *see* Implant, neurostimulator, by site  
 peripheral nerve - *see* Implant, neurostimulator, peripheral nerve  
 spine - *see* Implant, neurostimulator, spine  
 pancreas (duct) [52.96](#)  
 penis, prosthesis (internal)  
 inflatable [64.97](#)  
 non- inflatable [64.95](#)  
 port, vascular access device [86.07](#)  
 premaxilla [76.68](#)  
 progesterone (subdermal) [99.23](#)  
 prosthesis, prosthetic device  
 acetabulum (Aufranc- Turner) [81.52](#)  
 ankle (total) [81.56](#)  
 arm (bioelectric) (cineplastic) (kineplastic) [84.44](#)  
 breast (Cronin) (Dow- Corning) (Perras- Pappillon) (bilateral) [85.54](#)  
 unilateral [85.53](#)  
 cochlear [20.96](#)  
 channel (single) [20.97](#)  
 multiple [20.98](#)  
 extremity (bioelectric) (cineplastic) (kineplastic) [84.40](#)  
 lower [84.48](#)  
 upper [84.44](#)  
 fallopian tube (Mulligan hood)(stent) [66.93](#)  
 femoral head (Austin- Moore) (bipolar) (Eicher) (Thompson) [81.52](#)  
 joint (Swanson type) NEC [81.96](#)  
 ankle (total) [81.56](#)  
 carpocarpal, carpometacarpal [81.74](#)  
 elbow (total) [81.84](#)  
 finger [81.71](#)  
 hand (metacarpophalangeal) (interphalangeal) [81.71](#)  
 hip (partial) [81.52](#)  
 total [81.51](#)  
 interphalangeal [81.71](#)  
 knee (partial) (total) [81.54](#)  
 revision [81.55](#)  
 metacarpophalangeal [81.71](#)
- Implant –prosthesis - joint --- *Cont.*  
 shoulder (partial) [81.81](#)  
 total [81.80](#)  
 toe [81.57](#)  
 for hallux valgus repair [77.59](#)  
 wrist (partial) [81.74](#)  
 total [81.73](#)  
 leg (bioelectric) (cineplastic) (kineplastic) [84.48](#)  
 lens [13.91](#)  
 outflow tract (heart) (gusset type) in  
 pulmonary valvuloplasty [35.26](#)  
 total repair of tetralogy of Fallot [35.81](#)  
 penis (internal) (non- inflatable) [64.95](#)  
 inflatable (internal) [64.97](#)  
 skin (dermal regenerative)(matrix) [86.67](#)  
 testicular (bilateral) (unilateral) [62.7](#)  
 pulsation balloon (phase- shift) [37.61](#)  
 pump, infusion [86.06](#)  
 radial artery [36.19](#)  
 radioactive isotope [92.27](#)  
 radium (radon) [92.27](#)  
 retinal attachment [14.41](#)  
 with buckling [14.41](#)  
 Rheos™ carotid sinus baroreflex activation device [39.8](#)  
 Rickham reservoir [02.2](#)  
 silicone  
 breast (bilateral) [85.54](#)  
 unilateral [85.53](#)  
 skin (for filling of defect) [86.02](#)  
 for augmentation NEC [86.89](#)  
 spine NEC [84.59](#)  
 facet replacement device(s) [84.84](#)  
 interspinous process decompression device [84.80](#)  
 pedicle- based dynamic stabilization device(s) [84.82](#)  
 posterior motion preservation device(s) --*see* category [84.8](#)  
 stimoceiver - *see* Implant, neurostimulator, by site  
 stimulator  
 carotid sinus [39.8](#)  
 sudural  
 grids [02.93](#)  
 strips [02.93](#)  
 Swanson prosthesis (joint) (silastic) NEC [81.96](#)  
 carpocarpal, carpometacarpal [81.74](#)  
 finger [81.71](#)  
 hand (metacarpophalangeal) (interphalangeal) [81.71](#)  
 interphalangeal [81.71](#)  
 knee (partial) (total) [81.54](#)  
 revision [81.55](#)  
 metacarpophalangeal [81.71](#)

Implant - Swanson prosthesis ---Cont.  
 toe [81.57](#)  
   for hallux valgus repair [77.59](#)  
 wrist (partial) [81.74](#)  
 total [81.73](#)  
 systemic arteries into myocardium  
 (Vineberg type operation) [36.2](#)  
 Tandem™ heart [37.68](#)  
 telescope (IMT) (miniature) [13.91](#)  
 testicular prosthesis (bilateral) (unilateral)  
[62.7](#)  
 tissue expander (skin) NEC [86.93](#)  
   breast [85.95](#)  
 tissue mandril (for vascular graft) [39.99](#)  
 with  
   blood vessel repair [39.56](#)  
   vascular bypass or shunt --see Bypass  
   vascular  
 tooth (bud) (germ) [23.5](#)  
   prosthetic [23.6](#)  
 umbrella, vena cava [38.7](#)  
 ureters into  
   bladder [56.74](#)  
   intestine [56.71](#)  
     external diversion [56.51](#)  
   skin [56.61](#)  
 urethra  
   for repair of urinary stress incontinence  
     collagen [59.72](#)  
     fat [59.72](#)  
     polytef [59.72](#)  
 urethral sphincter, artificial (inflatable)  
[58.93](#)  
 urinary sphincter, artificial (inflatable)  
[58.93](#)  
 vascular access device [86.07](#)  
 vitreous (silicone) [14.75](#)  
   for retinal reattachment [14.41](#)  
     with buckling [14.41](#)  
 vocal cord(s) (paraglottic) [31.98](#)  
 X Stop™ 84.80  
 Implosion (psychologic desensitization)  
[94.33](#)  
 Incision (and drainage)  
 with  
   exploration --see Exploration  
   removal of foreign body  
     --see Removal, foreign body  
 abdominal wall [54.0](#)  
   as operative approach --omit code  
 abscess --see also Incision, by site  
 antecubital fossa [86.04](#)  
 appendix [47.2](#)  
   with appendectomy [47.09](#)  
   laparoscopic [47.01](#)  
 axilla [86.04](#)  
 cheek [86.04](#)  
 extraperitoneal [54.0](#)  
 face [86.04](#)

Incision (and drainage) - abscess ---Cont.  
 gluteal [86.04](#)  
 groin region (abdominal wall) (inguinal) [54.0](#)  
   skin [86.04](#)  
   subcutaneous tissue [86.04](#)  
 hair follicle [86.04](#)  
 ischiorectal [49.01](#)  
 lip [27.0](#)  
 nailbed or nailfold [86.04](#)  
 neck [86.04](#)  
 omental [54.19](#)  
 paronychia [86.04](#)  
 perianal [49.01](#)  
 perigastric [54.19](#)  
 perineum (female) [71.09](#)  
   male [86.04](#)  
 perisplenic [54.19](#)  
 peritoneal NEC [54.19](#)  
   pelvic (female) [70.12](#)  
 popliteal space [86.04](#)  
 retroperitoneal [54.0](#)  
 sclera [12.89](#)  
 skin [86.04](#)  
 subcutaneous tissue [86.04](#)  
 subdiaphragmatic [54.19](#)  
 subhepatic [54.19](#)  
 submaxillary [86.04](#)  
 subphrenic [54.19](#)  
 supraclavicular fossa [86.04](#)  
 vas deferens [63.6](#)  
 adrenal gland [07.41](#)  
 alveolus, alveolar bone [24.0](#)  
 antecubital fossa [86.09](#)  
 anus NEC [49.93](#)  
   fistula [49.11](#)  
   septum [49.91](#)  
 appendix [47.2](#)  
 artery [38.00](#)  
   abdominal [38.06](#)  
     aorta (arch) (ascending) (descending) [38.04](#)  
   head and neck NEC [38.02](#)  
   intracranial NEC [38.01](#)  
   lower limb [38.08](#)  
   thoracic NEC [38.05](#)  
   upper limb [38.03](#)  
 atrium (heart) [37.11](#)  
 auditory canal or meatus, external [18.02](#)  
 auricle [18.09](#)  
 axilla [86.09](#)  
 Bartholin's gland or cyst [71.22](#)  
 bile duct (with T or Y tube insertion) NEC  
[51.59](#)  
   common (exploratory) [51.51](#)  
   for  
     relief of obstruction NEC [51.42](#)  
     removal of calculus [51.41](#)  
 for  
   exploration [51.59](#)  
   relief of obstruction [51.49](#)

## Incision (and drainage) ---Cont.

- bladder [57.19](#)
  - neck (transurethral) [57.91](#)
  - percutaneous suprapubic (closed) [57.17](#)
  - suprapubic NEC [57.18](#)
- blood vessel --see also Angiotomy [38.00](#)
- bone [77.10](#)
  - alveolus, alveolar [24.0](#)
  - carpals, metacarpals [77.14](#)
  - clavicle [77.11](#)
  - facial [76.09](#)
  - femur [77.15](#)
  - fibula [77.17](#)
  - humerus [77.12](#)
  - patella [77.16](#)
  - pelvic [77.19](#)
  - phalanges (foot) (hand) [77.19](#)
  - radius [77.13](#)
  - scapula [77.11](#)
  - skull [01.24](#)
  - specified site NEC [77.19](#)
  - tarsals, metatarsals [77.18](#)
  - thorax (ribs) (sternum) [77.11](#)
  - tibia [77.17](#)
  - ulna [77.13](#)
  - vertebrae [77.19](#)
- brain [01.39](#)
  - cortical adhesions [02.91](#)
- breast (skin) [85.0](#)
  - with removal of tissue expander [85.96](#)
- bronchus [33.0](#)
- buccal space [27.0](#)
- bulbourethral gland [58.91](#)
- bursa [83.03](#)
  - hand [82.03](#)
  - pharynx [29.0](#)
- carotid body [39.8](#)
- cerebral (meninges) [01.39](#)
  - epidural or extradural space [01.24](#)
  - subarachnoid or subdural space [01.31](#)
- cerebrum [01.39](#)
- cervix [69.95](#)
  - to
    - assist delivery [73.93](#)
    - replace inverted uterus [75.93](#)
- chalazion [08.09](#)
  - with removal of capsule [08.21](#)
- cheek [86.09](#)
- chest wall (for extrapleural drainage) (for removal of foreign body) [34.01](#)
  - as operative approach --omit code
- common bile duct (for exploration) [51.51](#)
  - for
    - relief of obstruction [51.42](#)
    - removal of calculus [51.41](#)
- common wall between posterior left atrium and coronary sinus (with roofing of resultant defect with patch graft) [35.82](#)

## Incision (and drainage) ---Cont.

- conjunctiva [10.1](#)
- cornea [11.1](#)
  - radial (refractive) [11.75](#)
- cranial sinus [01.21](#)
- craniobuccal pouch [07.72](#)
- cul-de-sac [70.12](#)
- cyst
  - dentigerous [24.0](#)
  - radicular (apical) (periapical) [24.0](#)
- Duhrssen's (cervix, to assist delivery) [73.93](#)
- duodenum [45.01](#)
- ear
  - external [18.09](#)
  - inner [20.79](#)
  - middle [20.23](#)
- endocardium [37.11](#)
- endolymphatic sac [20.79](#)
- epididymis [63.92](#)
- epidural space, cerebral [01.24](#)
- epigastric region [54.0](#)
  - intra-abdominal [54.19](#)
- esophagus, esophageal NEC [42.09](#)
  - web [42.01](#)
- exploratory --see Exploration
- extradural space (cerebral) [01.24](#)
- extrapleural [34.01](#)
- eyebrow [08.09](#)
- eyelid [08.09](#)
  - margin (trichiasis) [08.01](#)
- face [86.09](#)
- fallopian tube [66.01](#)
- fascia [83.09](#)
  - with division [83.14](#)
  - hand [82.12](#)
  - hand [82.09](#)
    - with division [82.12](#)
- fascial compartments, head and neck [27.0](#)
- fistula, anal [49.11](#)
- flank [54.0](#)
- furuncle --see Incision, by site
- gallbladder [51.04](#)
- gingiva [24.0](#)
- gluteal [86.09](#)
- groin region(abdominal wall)(inguinal) [54.0](#)
  - skin [86.09](#)
  - subcutaneous tissue [86.09](#)
- gum [24.0](#)
- hair follicles [86.09](#)
- heart [37.10](#)
  - valve --see Valvulotomy
- hematoma --see also Incision, by site
- axilla [86.04](#)
- broad ligament [69.98](#)
- ear [18.09](#)
- episiotomy site [75.91](#)
- fossa (superficial) NEC [86.04](#)

Incision (and drainage) - hematoma ---*Cont.*  
 groin region (abdominal wall)  
     (inguinal) [54.0](#)  
     skin [86.04](#)  
     subcutaneous tissue [86.04](#)  
 laparotomy site [54.12](#)  
 mediastinum [34.1](#)  
 perineum (female) [71.09](#)  
     male [86.04](#)  
 popliteal space [86.04](#)  
 scrotum [61.0](#)  
 skin [86.04](#)  
 space of Retzius [59.19](#)  
 subcutaneous tissue [86.04](#)  
 vagina (cuff) [70.14](#)  
     episiotomy site [75.91](#)  
     obstetrical NEC [75.92](#)  
 hepatic ducts [51.59](#)  
 hordeolum [08.09](#)  
 hygroma --*see also* Incision, by site  
     cystic [40.0](#)  
 hymen [70.11](#)  
 hypochondrium [54.0](#)  
     intra- abdominal [54.19](#)  
 hypophysis [07.72](#)  
 iliac fossa [54.0](#)  
 infratemporal fossa [27.0](#)  
 ingrown nail [86.09](#)  
 intestine [45.00](#)  
     large [45.03](#)  
     small [45.02](#)  
 intracerebral [01.39](#)  
 intracranial (epidural space) (extradural space) [01.24](#)  
     subarachnoid or subdural space [01.31](#)  
 intraperitoneal [54.19](#)  
 ischiorectal tissue [49.02](#)  
     abscess [49.01](#)  
 joint structures--*see also* Arthrotomy  
     [80.10](#)  
 kidney [55.01](#)  
     pelvis [55.11](#)  
 labia [71.09](#)  
 lacrimal  
     canaliculus [09.52](#)  
     gland [09.0](#)  
     passage NEC [09.59](#)  
     punctum [09.51](#)  
     sac [09.53](#)  
 larynx NEC [31.3](#)  
 ligamentum flavum (spine) --*omit code*  
 liver [50.0](#)  
 lung [33.1](#)  
 lymphangioma [40.0](#)  
 lymphatic structure (channel) (node)  
     (vessel) [40.0](#)  
 mastoid [20.21](#)  
 mediastinum [34.1](#)  
 meibomian gland [08.09](#)

Incision (and drainage) ---*Cont.*  
 meninges (cerebral) [01.31](#)  
     spinal [03.09](#)  
 midpalmar space [82.04](#)  
 mouth NEC [27.92](#)  
     floor [27.0](#)  
 muscle [83.02](#)  
     with division [83.19](#)  
         hand [82.19](#)  
         hand [82.02](#)  
             with division [82.19](#)  
 myocardium [37.11](#)  
 nailbed or nailfold [86.09](#)  
 nasolacrimal duct (stricture) [09.59](#)  
 neck [86.09](#)  
 nerve (cranial) (peripheral) NEC [04.04](#)  
     root (spinal) [03.1](#)  
 nose [21.1](#)  
 omentum [54.19](#)  
 orbit --*see also* Orbitotomy [16.09](#)  
 ovary [65.09](#)  
     laparoscopic [65.01](#)  
 palate [27.1](#)  
 palmar space (middle) [82.04](#)  
 pancreas [52.09](#)  
 pancreatic sphincter [51.82](#)  
     endoscopic [51.85](#)  
 parapharyngeal (oral) (transcervical) [28.0](#)  
 paronychia [86.09](#)  
 parotid  
     gland or duct [26.0](#)  
     space [27.0](#)  
 pelves tissue [48.81](#)  
 penis [64.92](#)  
 perianal (skin) (tissue) [49.02](#)  
     abscess [49.01](#)  
 perigastric [54.19](#)  
 perineum (female) [71.09](#)  
     male [86.09](#)  
 peripheral vessels  
     lower limb  
         artery [38.08](#)  
         vein [38.09](#)  
     upper limb (artery) (vein) [38.03](#)  
 periprosthetic tissue [60.81](#)  
 perirectal tissue [48.81](#)  
 perirenal tissue [59.09](#)  
 perisplenic [54.19](#)  
 peritoneum [54.95](#)  
     by laparotomy [54.19](#)  
     pelvic (female) [70.12](#)  
     male [54.19](#)  
 periureteral tissue [59.09](#)  
 periurethral tissue [58.91](#)  
 perivesical tissue [59.19](#)  
 petrous pyramid (air cells) (apex)  
     (mastoid) [20.22](#)  
 pharynx, pharyngeal (bursa) [29.0](#)  
     space, lateral [27.0](#)



Incision (and drainage) ---*Cont.*  
 pilonidal sinus (cyst) [86.03](#)  
 pineal gland [07.52](#)  
 pituitary (gland) [07.72](#)  
 pleura NEC [34.09](#)  
 popliteal space [86.09](#)  
 postzygomatic space [27.0](#)  
 pouch of Douglas [70.12](#)  
 prostate (perineal approach)  
 (transurethral approach) [60.0](#)  
 pterygopalatine fossa [27.0](#)  
 pulp canal (tooth) [24.0](#)  
 Rathke's pouch [07.72](#)  
 rectovaginal septum [48.81](#)  
 rectum [48.0](#)  
 stricture [48.91](#)  
 renal pelvis [55.11](#)  
 retroperitoneum [54.0](#)  
 retropharyngeal (oral) (transcervical) [28.0](#)  
 salivary gland or duct [26.0](#)  
 sclera [12.89](#)  
 scrotum [61.0](#)  
 sebaceous cyst [86.04](#)  
 seminal vesicle [60.72](#)  
 sinus --*see* Sinusotomy  
 Skene's duct or gland [71.09](#)  
 skin [86.09](#)  
 with drainage [86.04](#)  
 breast [85.0](#)  
 cardiac pacemaker pocket, new site  
[37.79](#)  
 ear [18.09](#)  
 nose [21.1](#)  
 subcutaneous tunnel for pulse  
 generator lead wire [86.99](#)  
 with initial procedure --*omit code*  
 thalamic stimulator pulse generator  
 pocket, new site [86.09](#)  
 with initial insertion of battery  
 package --*omit code*  
 tunnel, subcutaneous for pulse  
 generator lead wire [86.99](#)  
 with initial procedure --*omit code*  
 skull (bone) [01.24](#)  
 soft tissue NEC [83.09](#)  
 with division [83.19](#)  
 hand [82.19](#)  
 hand [82.09](#)  
 with division [82.19](#)  
 space of Retzius [59.19](#)  
 spermatic cord [63.93](#)  
 sphincter of Oddi [51.82](#)  
 endoscopic [51.85](#)  
 spinal  
 cord [03.09](#)  
 nerve root [03.1](#)  
 spleen [41.2](#)  
 stomach [43.0](#)  
 styte [08.09](#)

Incision (and drainage) ---*Cont.*  
 subarachnoid space, cerebral [01.31](#)  
 subcutaneous tissue [86.09](#)  
 with drainage [86.04](#)  
 tunnel  
 esophageal [42.86](#)  
 with anastomosis - *see* Anastomosis,  
 esophagus, antesternal  
 pulse generator lead wire [86.99](#)  
 with initial procedure --*omit code*  
 subdiaphragmatic space [54.19](#)  
 subdural space, cerebral [01.31](#)  
 sublingual space [27.0](#)  
 submandibular space [27.0](#)  
 submaxillary [86.09](#)  
 with drainage [86.04](#)  
 submental space [27.0](#)  
 subphrenic space [54.19](#)  
 supraclavicular fossa [86.09](#)  
 with drainage [86.04](#)  
 sweat glands, skin [86.04](#)  
 temporal pouches [27.0](#)  
 tendon (sheath) [83.01](#)  
 with division [83.13](#)  
 hand [82.11](#)  
 hand [82.01](#)  
 with division [82.11](#)  
 testis [62.0](#)  
 thenar space [82.04](#)  
 thymus (open) (other) [07.92](#)  
 thoracoscopic [07.95](#)  
 thyroid (field) (gland) NEC [06.09](#)  
 postoperative [06.02](#)  
 tongue NEC [25.94](#)  
 for tongue tie [25.91](#)  
 tonsil [28.0](#)  
 trachea NEC [31.3](#)  
 tunica vaginalis [61.0](#)  
 umbilicus [54.0](#)  
 urachal cyst [54.0](#)  
 ureter [56.2](#)  
 urethra [58.0](#)  
 uterus (corpus) [68.0](#)  
 cervix [69.96](#)  
 for termination of pregnancy [74.91](#)  
 septum (congenital) [68.22](#)  
 uvula [27.71](#)  
 vagina (cuff) (septum) (stenosis) [70.14](#)  
 for  
 incisional hematoma (episiotomy)  
[75.91](#)  
 obstetrical hematoma NEC [75.92](#)  
 pelvic abscess [70.12](#)  
 vas deferens [63.6](#)  
 vein [38.00](#)  
 abdominal [38.07](#)  
 head and neck NEC [38.02](#)  
 intracranial NEC [38.01](#)  
 lower limb [38.09](#)

Incision (and drainage) - vein ---*Cont.*  
 thoracic NEC [38.05](#)  
 upper limb [38.03](#)  
 vertebral column [03.09](#)  
 vulva [71.09](#)  
     obstetrical [75.92](#)  
 web, esophageal [42.01](#)  
 Incudectomy NEC [19.3](#)  
 with  
     stapedectomy--*see also* Stapedectomy [19.19](#)  
     tyimpanoplasty --*see* Tympanoplasty  
 Incudopexy [19.19](#)  
 Incudostapediopexy [19.19](#)  
     with incus replacement [19.11](#)  
 Indentation, sclera, for buckling  
     --*see also* Buckling, scleral [14.49](#)  
 Indicator dilution flow measurement [89.68](#)  
 Induction  
     abortion  
         by  
             D and C [69.01](#)  
             insertion of prostaglandin  
                 suppository [96.49](#)  
                 intra- amniotic injection  
                     (prostaglandin) (saline) [75.0](#)  
     labor  
         medical [73.4](#)  
         surgical [73.01](#)  
         intra- and extra- amniotic injection [73.1](#)  
         stripping of membranes [73.1](#)  
 Inflation  
     belt wrap [93.99](#)  
     Eustachian tube [20.8](#)  
     fallopian tube [66.8](#)  
         with injection of therapeutic agent  
             [66.95](#)  
 Infolding, sclera, for buckling  
     --*see also* Buckling, scleral [14.49](#)  
 Infraction, turbinates (nasal) [21.62](#)  
 Infundibulectomy  
     hypophyseal --*see also* Hypophysectomy,  
         partial [07.63](#)  
     ventricle (heart) (right) [35.34](#)  
         in total repair of tetralogy of Fallot  
             [35.81](#)  
 Infusion (intra- arterial) (intravenous)  
 with  
     disruption of blood brain barrier [BBBD]  
         [00.19](#)  
 Abciximab [99.20](#)  
 antibiotic  
     oxazolidinone class [00.14](#)  
 antineoplastic agent  
     (chemotherapeutic) [99.25](#)  
     biological response modifier [BRM]  
         [99.28](#)  
     cintredekin besudotox [99.28](#)  
     CLO 17.70

Infusion - antineoplastic agent ---*Cont.*  
     clofarabine [17.70](#)  
     CLOLAR® [17.70](#)  
     high- dose interleukin- 2 [00.15](#)  
     low- dose interleukin- 2 [99.28](#)  
 biological response modifier [BRM],  
     antineoplastic agent [99.28](#)  
     cintredekin besudotox [99.28](#)  
     high- dose interleukin- 2 [00.15](#)  
     low- dose interleukin- 2 [99.28](#)  
 cancer chemotherapy agent NEC [99.25](#)  
 cintredekin besudotox [99.28](#)  
 CLO [17.70](#)  
 clofarabine [17.70](#)  
 CLOLAR® [17.70](#)  
 drotrecogin alfa (activated) [00.11](#)  
 electrolytes [99.18](#)  
 enzymes, thrombolytic (streptokinase) (tissue  
     plasminogen activator) (TPA) (urokinase)  
     direct coronary artery [36.04](#)  
     intravenous [99.10](#)  
 Eptifibatide [99.20](#)  
 gamma globulin [99.14](#)  
 GP IIB/IIIa inhibitor [99.20](#)  
 hormone substance NEC [99.24](#)  
 human B- type natriuretic peptide(hBNP) [00.13](#)  
 immunosuppressive antibody therapy [00.18](#)  
 interleukin- 2  
     high- dose [00.15](#)  
     low- dose [99.28](#)  
 nesiritide [00.13](#)  
 neuroprotective agent [99.75](#)  
 nimodipine [99.75](#)  
 nutritional substance --*see* Nutrition  
 platelet inhibitor  
     direct coronary artery [36.04](#)  
     intravenous [99.20](#)  
 Proleukin (low- dose) [99.28](#)  
     high- dose [00.15](#)  
 prophylactic substance NEC [99.29](#)  
 radioisotope (liquid brachytherapy)  
     (liquid I- 125) [92.20](#)  
 radioimmunoconjugate [92.28](#)  
 radioimmunotherapy [92.28](#)  
 recombinant protein [00.11](#)  
 reteplase [99.10](#)  
 therapeutic substance NEC [99.29](#)  
 thrombolytic agent (enzyme)(streptokinase) [99.10](#)  
     with percutaneous transluminal  
         angioplasty

Note: Also use [00.40](#), [00.41](#), [00.42](#), or  
[00.43](#) to show the total number  
of vessels treated.

coronary (single vessel) [36.02](#)  
 multiple vessels [36.05](#)  
 non- coronary vessel(s) [39.50](#)  
 specified site NEC [39.50](#)  
 direct intracoronary artery [36.04](#)

Infusion---*Cont.*

- tirofiban (HCL) [99.20](#)
  - vaccine
    - tumor [99.28](#)
  - vasopressor [00.17](#)
- Injection (into) (hypodermically)  
(intramuscularly) (intravenously)  
(acting locally or systemically)
- Actinomycin D, for cancer chemotherapy [99.25](#)
- adhesion barrier substance [99.77](#)
- alcohol
  - nerve --see Injection, nerve
  - spinal [03.8](#)
- anterior chamber, eye (air) (liquid)  
(medication) [12.92](#)
- antibiotic [99.21](#)  
oxazolidinone class [00.14](#)
- anticoagulant [99.19](#)
- anti- D (Rhesus) globulin [99.11](#)
- antidote NEC [99.16](#)
- anti- infective NEC [99.22](#)
- antineoplastic agent (chemotherapeutic)  
NEC [99.25](#)  
biological response modifier [BRM]  
[99.28](#)  
cintredekin besudotox [99.28](#)  
high- dose interleukin- 2 [00.15](#)  
low- dose interleukin- 2 [99.28](#)
- antivenin [99.16](#)
- barrier substance, adhesion [99.77](#)
- BCG  
for chemotherapy [99.25](#)  
vaccine [99.33](#)
- biological response modifier [BRM],  
antineoplastic agent [99.28](#)  
cintredekin besudotox [99.28](#)  
high- dose interleukin- 2 [00.15](#)  
low- dose interleukin- 2 [99.28](#)
- bone marrow [41.92](#)  
transplant --see Transplant, bone,  
marrow
- breast (therapeutic agent) [85.92](#)  
inert material (silicone) (bilateral) [85.52](#)  
unilateral [85.51](#)
- bursa (therapeutic agent) [83.96](#)  
hand [82.94](#)
- cancer chemotherapeutic agent [99.25](#)
- caudal --see Injection, spinal
- cintredekin besudotox [99.28](#)
- cortisone [99.23](#)
- costochondral junction [81.92](#)
- dinoprost- tromethine, intra- amniotic [75.0](#)
- disc, intervertebral (herniated) [80.52](#)
- ear, with alcohol [20.72](#)
- electrolytes [99.18](#)

Injection---*Cont.*

- enzymes, thrombolytic (streptokinase)  
(tissue plasminogen activator) (TPA)  
(urokinase)  
direct coronary artery [36.04](#)  
intravenous [99.10](#)
- epidural, spinal --see Injection, spinal
- esophageal varices or blood vessel  
(endoscopic) (sclerosing agent) [42.33](#)
- Eustachian tube (inert material) [20.8](#)
- eye (orbit) (retrobulbar) [16.91](#)  
anterior chamber [12.92](#)  
subconjunctival [10.91](#)
- fascia [83.98](#)  
hand [82.96](#)
- gamma globulin [99.14](#)
- ganglion, sympathetic [05.39](#)  
ciliary [12.79](#)  
paravertebral stellate [05.39](#)
- gel, adhesion barrier --see Injection,  
adhesion barrier substance
- globulin  
anti- D (Rhesus) [99.11](#)  
gamma [99.14](#)  
Rh immune [99.11](#)
- heart [37.92](#)
- heavy metal antagonist [99.16](#)
- hemorrhoids (sclerosing agent) [49.42](#)
- hormone NEC [99.24](#)
- human B- type natriuretic peptide (hBNP)  
[00.13](#)
- immune sera [99.14](#)
- inert material --see Implant, inert material
- inner ear, for destruction [20.72](#)
- insulin [99.17](#)
- intervertebral space for herniated disc [80.52](#)
- intra- amniotic  
for induction of  
abortion [75.0](#)  
labor [73.1](#)
- intrathecal --see Injection, spinal
- joint (therapeutic agent) [81.92](#)  
temporomandibular [76.96](#)
- kidney (cyst) (therapeutic substance) NEC  
[55.96](#)
- larynx [31.0](#)
- ligament (joint)(therapeutic substance) [81.92](#)
- liver [50.94](#)
- lung, for surgical collapse [33.32](#)
- Methotrexate, for cancer chemotherapy [99.25](#)
- nerve (cranial) (peripheral) [04.80](#)  
agent NEC [04.89](#)  
alcohol [04.2](#)  
anesthetic for analgesia [04.81](#)  
for operative anesthesia --omit code
- neurolytic [04.2](#)  
phenol [04.2](#)
- laryngeal (external) (recurrent) (superior)  
[31.91](#)

Injection-nerve ---*Cont.*  
 optic [16.91](#)  
 sympathetic [05.39](#)  
     alcohol [05.32](#)  
     anesthetic for analgesia [05.31](#)  
     neurolytic agent [05.32](#)  
     phenol [05.32](#)  
 nesiritide [00.13](#)  
 neuroprotective agent [99.75](#)  
 nimodipine [99.75](#)  
 orbit [16.91](#)  
 pericardium [37.93](#)  
 peritoneal cavity  
     air [54.96](#)  
     locally- acting therapeutic substance [54.97](#)  
 platelet inhibitor  
     direct coronary artery [36.04](#)  
     intravenous [99.20](#)  
 prophylactic substance NEC [99.29](#)  
 prostate [60.92](#)  
 radioimmunoconjugate [92.28](#)  
 radioimmunotherapy [92.28](#)  
 radioisotopes (intracavitary) (intravenous) [92.28](#)  
 renal pelvis (cyst) [55.96](#)  
 retrobulbar (therapeutic substance) [16.91](#)  
     for anesthesia --*omit code*  
 Rh immune globulin [99.11](#)  
 RhoGAM [99.11](#)  
 sclerosing agent NEC [99.29](#)  
     esophageal varices (endoscopic) [42.33](#)  
     hemorrhoids [49.42](#)  
     pleura [34.92](#)  
     treatment of malignancy (cytotoxic agent) [34.92](#) [[99.25](#)]  
         with tetracycline [34.92](#) [[99.21](#)]  
     varicose vein [39.92](#)  
     vein NEC [39.92](#)  
 semicircular canals, for destruction [20.72](#)  
 silicone --*see* Implant, inert material  
 skin (sclerosing agent) (filling material) [86.02](#)  
 soft tissue [83.98](#)  
     hand [82.96](#)  
 spinal (canal) NEC [03.92](#)  
     alcohol [03.8](#)  
     anesthetic agent for analgesia [03.91](#)  
         for operative anesthesia --*omit code*  
     contrast material (for myelogram) [87.21](#)  
     destructive agent NEC [03.8](#)  
     neurolytic agent NEC [03.8](#)  
     phenol [03.8](#)  
     proteolytic enzyme (chymodiactin) (chymopapain) [80.52](#)  
     saline (hypothermic) [03.92](#)  
     steroid NEC [03.92](#)  
 spinal nerve root (intrathecal)  
     --*see* Injection, spinal

Injection ---*Cont.*  
 steroid NEC [99.23](#)  
 subarachnoid, spinal --*see* Injection, spinal  
 subconjunctival [10.91](#)  
 tendon [83.97](#)  
     hand [82.95](#)  
 testis [62.92](#)  
 therapeutic agent NEC [99.29](#)  
 thoracic cavity [34.92](#)  
 thrombolytic agent (enzyme)(streptokinase) [99.10](#)  
     with percutaneous transluminal angioplasty  

Note: Also use [00.40](#), [00.41](#), [00.42](#), or [00.43](#) to show the total number of vessels treated.

     coronary [00.66](#)  
     non coronary vessels [39.50](#)  
     specified site NEC [39.50](#)  
     direct intracoronary artery [36.04](#)  
 trachea [31.94](#)  
 tranquilizer [99.26](#)  
 tunica vaginalis (with aspiration) [61.91](#)  
 tympanum [20.94](#)  
 urethra (inert material)  
     for repair of urinary stress incontinence  
         collagen implant [59.72](#)  
         endoscopic injection of implant [59.72](#)  
         fat implant [59.72](#)  
         polytet implant [59.72](#)  
 vaccine  
     tumor [99.28](#)  
 varices, esophagus (endoscopic) (sclerosing agent) [42.33](#)  
 varicose vein (sclerosing agent) [39.92](#)  
     esophagus (endoscopic) [42.33](#)  
 vestibule, for destruction [20.72](#)  
 vitreous substitute (silicone) [14.75](#)  
     for reattachment of retina [14.59](#)  
 vocal cords [31.0](#)  
 Inlay, tooth [23.3](#)  
 Inoculation  
     antitoxins --*see* Administration, antitoxins  
     toxoids --*see* Administration, toxoids  
     vaccine --*see* Administration, vaccine  
 Insemination, artificial [69.92](#)  
 Insertion  
     airway  
         esophageal obturator [96.03](#)  
         nasopharynx [96.01](#)  
         oropharynx [96.02](#)  
     Allen- Brown cannula [39.93](#)  
     arch bars (orthodontic) [24.7](#)  
         for immobilization (fracture) [93.55](#)  
     atrial septal umbrella [35.52](#)  
     Austin- Moore prosthesis [81.52](#)  
     baffle, heart (atrial) (interatrial) (intra- atrial) [35.91](#)

Insertion---*Cont.*

bag, cervix (nonobstetrical) [67.0](#)  
 after delivery or abortion [75.8](#)  
 to assist delivery or induce labor [73.1](#)  
 Baker's (tube) (for stenting) [46.85](#)  
 balloon  
 gastric [44.93](#)  
 heart (pulsation- type) (Kantrowitz) [37.61](#)  
 intestine (for decompression)  
 (for dilation) [46.85](#)  
 with insertion of colonic stent  
 endoscopic [46.86](#)  
 other [46.87](#)  
 band (adjustable)  
 gastric, laparoscopic [44.95](#)  
 Lap-Band™ [44.95](#)  
 Barton's tongs (skull) (with synchronous  
 skeletal traction) [02.94](#)  
 bipolar endoprosthesis (femoral head) [81.52](#)  
 Blakemore- Sengstaken tube [96.06](#)  
 bone growth stimulator (invasive)  
 (percutaneous) (semi- invasive)  
 --see category [78.9](#)  
 bone morphogenetic protein (Infuse™)  
 (OP- 1™) (recombinant) (rhBMP) [84.52](#)  
 bone void filler [84.55](#)  
 that with percutaneous vertebral  
 augmentation [81.66](#)  
 that with percutaneous  
 vertebroplasty [81.65](#)  
 bougie, cervix, nonobstetrical [67.0](#)  
 to assist delivery or induce labor [73.1](#)  
 breast implant (for augmentation)  
 (bilateral) [85.54](#)  
 unilateral [85.53](#)  
 bridge (dental) (fixed) [23.42](#)  
 removable [23.43](#)  
 bubble (balloon), stomach [44.93](#)  
 caliper tongs (skull) (with synchronous  
 skeletal traction) [02.94](#)  
 cannula  
 Allen- Brown [39.93](#)  
 for extracorporeal membrane  
 oxygenation (ECMO) --omit code  
 nasal sinus (by puncture) [22.01](#)  
 through natural ostium [22.02](#)  
 pancreatic duct [52.92](#)  
 endoscopic [52.93](#)  
 vessel to vessel [39.93](#)  
 cardiac resynchronization device  
 defibrillator (biventricular defibrillator)  
 (BiV ICD) (BiV pacemaker with  
 defibrillator) (BiV pacing with  
 defibrillator) (CRT- D) (device and  
 one or more leads) (total system)  
[00.51](#)  
 left ventricular coronary venous lead  
 only [00.52](#)  
 pulse generator only [00.54](#)

Insertion --cardiac resynchronization device ---*Cont.*

pacemaker (biventricular pacemaker) (BiV  
 pacemaker) (CRT- P) (device and one  
 or more leads) (total system) [00.50](#)  
 left ventricular coronary venous lead  
 only [00.52](#)  
 pulse generator only [00.53](#)  
 cardiac support device (CSD) (CorCap™) [37.41](#)  
 carotid artery stent(s)(stent graft) [00.63](#)

Note: Also use [00.40](#), [00.41](#), [00.42](#),  
 or [00.43](#) to show the total  
 number of vessels treated. Use  
 code [00.44](#) once to show  
 procedure on a bifurcated  
 vessel. In addition, use [00.45](#),  
[00.46](#), [00.47](#), or [00.48](#) to show  
 the number of vascular stents  
 inserted.

## catheter

abdomen of fetus, for intrauterine  
 transfusion [75.2](#)  
 anterior chamber (eye), for permanent drainage  
 (glaucoma) [12.79](#)  
 artery [38.91](#)  
 bile duct(s) [51.59](#)  
 common [51.51](#)  
 endoscopic [51.87](#)  
 endoscopic [51.87](#)  
 bladder, indwelling [57.94](#)  
 suprapubic [57.18](#)  
 percutaneous (closed) [57.17](#)  
 bronchus [96.05](#)  
 with lavage [96.56](#)  
 central venous NEC [38.93](#)  
 for  
 hemodialysis [38.95](#)  
 pressure monitoring [89.62](#)  
 peripherally inserted central catheter  
 (PICC) [38.93](#)  
 chest [34.04](#)  
 revision (with lysis of adhesions) [34.04](#)  
 thoracoscopic [34.06](#)  
 thoracoscopic [34.06](#)  
 cranial cavity [01.26](#)  
 placement via burr hole(s) [01.28](#)  
 esophagus (nonoperative) [96.06](#)  
 permanent tube [42.81](#)  
 intercostal (with water seal), for  
 drainage [34.04](#)  
 revision (with lysis of adhesions) [34.04](#)  
 thoracoscopic [34.06](#)  
 thoracoscopic [34.06](#)  
 intracerebral [01.26](#)  
 placement via burr hole(s) [01.28](#)  
 spinal canal space (epidural)  
 (subarachnoid) (subdural) for  
 infusion of therapeutic or palliative  
 substances [03.90](#)

Insertion --catheter ---Cont.

- Swan- Ganz (pulmonary) [89.64](#)
- transtracheal for oxygenation [31.99](#)
- vein NEC [38.93](#)
  - for renal dialysis [38.95](#)
- chest tube [34.04](#)
  - thoroscopic [34.06](#)
- choledochohepatic tube (for decompression) [51.43](#)
- endoscopic [51.87](#)
- circulatory support device
  - CentriMag® [37.62](#)
  - external heart assist device
    - biventricular [37.60](#)
    - Impella® [37.68](#)
    - percutaneous [37.68](#)
    - temporary [37.62](#)
  - non- implantable [37.62](#)
  - pVAD (percutaneous VAD) [37.68](#)
  - TandemHeart® [37.68](#)
  - temporary non- implantable circulatory assist device [37.62](#)
- cochlear prosthetic device --see Implant,
- cochlear prosthetic device
- contraceptive device (intrauterine) [69.7](#)
- CorCap™ [37.41](#)
- cordis cannula [54.98](#)
- coronary (artery)

Note: Also use [00.40](#), [00.41](#), [00.42](#), or [00.43](#) to show the total number of vessels treated. Use code [00.44](#) once to show procedure on a bifurcated vessel. In addition, use [00.45](#), [00.46](#), [00.47](#), or [00.48](#) to show the number of vascular stents inserted.

- stent, drug- eluting [36.07](#)
- stent, non- drug- eluting [36.06](#)
- Crosby- Cooney button [54.98](#)
- CRT- D (biventricular defibrillator) (BiV ICD) (BiV pacemaker with defibrillator) (BiV pacing with defibrillator) (cardiac resynchronization defibrillator) (device and one or more leads) [00.51](#)
- left ventricular coronary venous lead only [00.52](#)
- pulse generator only [00.54](#)
- CRT- P (biventricular pacemaker) (BiV pacemaker) (cardiac resynchronization pacemaker) (device and one or more leads) [00.50](#)
- left ventricular coronary venous lead only [00.52](#)
- pulse generator only [00.53](#)
- Crutchfield tongs (skull) (with synchronous skeletal traction) [02.94](#)

Insertion ---Cont.

- Davidson button [54.98](#)
- denture (total) [99.97](#)
- device
  - adjustable gastric band and port [44.95](#)
  - bronchial device NOS [33.79](#)
  - bronchial substance NOS [33.79](#)
  - bronchial valve(s)
    - multiple lobes [33.73](#)
    - single lobe [33.71](#)
  - cardiac resynchronization --see Insertion, cardiac resynchronization device
  - cardiac support device (CSD) [37.41](#)
  - CorCap™ [37.41](#)
  - epicardial support device [37.41](#)
  - Lap- Band™ [44.95](#)
  - left atrial appendage [37.90](#)
  - left atrial filter [37.90](#)
  - left atrial occluder [37.90](#)
  - prosthetic cardiac support device [37.41](#)
  - vascular access [86.07](#)
  - ventricular support device [37.41](#)
- diaphragm, vagina [96.17](#)
- drainage tube
  - kidney [55.02](#)
  - pelvis [55.12](#)
  - renal pelvis [55.12](#)
- Dynesys® 84.82
- elbow prosthesis (total) [81.84](#)
- revision [81.97](#)
- electrode(s)
  - bone growth stimulator (invasive) (percutaneous) (semi- invasive) --see category [78.9](#)
- brain [02.93](#)
  - depth [02.93](#)
  - foramen ovale [02.93](#)
  - sphenoidal [02.96](#)
- depth [02.93](#)
- foramen ovale [02.93](#)
- gastric [04.92](#)
- heart (initial) (transvenous) [37.70](#)
  - atrium (initial) [37.73](#)
  - replacement [37.76](#)
  - atrium and ventricle (initial) [37.72](#)
  - replacement [37.76](#)
- epicardium (sternotomy or thoracotomy approach) [37.74](#)
- left ventricular coronary venous system [00.52](#)
- temporary transvenous pacemaker system [37.78](#)
- during and immediately following cardiac surgery [39.64](#)
- ventricle (initial) [37.71](#)
- replacement [37.76](#)
- intracranial [02.93](#)
- osteogenic (for bone growth stimulation) --see category [78.9](#)

- Insertion -electrode(s) ---*Cont.*
- peripheral nerve [04.92](#)
  - sacral nerve [04.92](#)
  - sphenoidal [02.96](#)
  - spine [03.93](#)
  - electroencephalographic receiver --*see* Implant, electroencephalographic receiver, by site
  - electronic stimulator --*see* Implant, electronic stimulator, by site
  - electrostimulator --*see* Implant, electronic stimulator, by site
  - endograft(s), endovascular graft(s)
    - endovascular, abdominal aorta [39.71](#)
    - endovascular, head and neck vessels [39.72](#)
    - endovascular, other vessels (for aneurysm) [39.79](#)
    - endovascular, thoracic aorta [39.73](#)
  - endoprosthesis
    - bile duct [51.87](#)
    - femoral head (bipolar) [81.52](#)
    - pancreatic duct [52.93](#)
  - epidural pegs [02.93](#)
  - external fixation device (bone) --*see* category [78.1](#)
  - facial bone implant (alloplastic) (synthetic) [76.92](#)
  - filling material, skin (filling of defect) [86.02](#)
  - filter
    - vena cava (inferior) (superior) (transvenous) [38.7](#)
  - fixator, mini device (bone) --*see* category [78.1](#)
  - frame (stereotactic)
    - for radiosurgery [93.59](#)
  - Gardner Wells tongs (skull) (with synchronous skeletal traction) [02.94](#)
  - gastric bubble (balloon) [44.93](#)
  - globe, into eye socket [16.69](#)
  - Greenfield filter [38.7](#)
  - halo device (skull) (with synchronous skeletal traction) [02.94](#)
  - Harrington rod --*see also* Fusion, spinal, by level
    - with dorsal, dorsolumbar fusion [81.05](#)
  - Harris pin [79.15](#)
  - heart
    - assist system --*see* Implant, heart assist system
    - cardiac support device (CSD) [37.41](#)
    - circulatory assist system --*see* Implant, heart assist system
    - CorCap™ [37.41](#)
    - epicardial support device [37.41](#)
    - Impella® [37.68](#)
    - pacemaker --*see* Insertion, pacemaker, cardiac
  - Insertion -heart ---*Cont.*
    - prosthetic cardiac support device [37.41](#)
    - pump (Kantrowitz) [37.62](#)
    - valve --*see* Replacement, heart valve
    - ventricular support device [37.41](#)
    - hip prosthesis (partial) [81.52](#)
      - revision NOS [81.53](#)
        - acetabular and femoral components (total) [00.70](#)
        - acetabular component only [00.71](#)
        - acetabular liner and/or femoral head only [00.73](#)
        - femoral component only [00.72](#)
        - femoral head only and/or acetabular liner [00.73](#)
      - partial
        - acetabular component only [00.71](#)
        - acetabular liner and/or femoral head only [00.73](#)
        - femoral component only [00.72](#)
        - femoral head only and/or acetabular liner [00.73](#)
      - total (acetabular and femoral components) [00.70](#)
    - total [81.51](#)
      - revision
        - acetabular and femoral components (total) [00.70](#)
        - total (acetabular and femoral components) [00.70](#)
  - Holter valve [02.2](#)
  - Hufnagel valve --*see* Replacement, heart valve
  - implant --*see* Insertion, prosthesis
  - infusion pump [86.06](#)
  - interbody spinal fusion device [84.51](#)
  - intercostal catheter (with water seal) for drainage [34.04](#)
    - revision (with lysis of adhesions) [34.04](#)
    - thoroscopic [34.06](#)
  - intra-arterial blood gas monitoring system [89.60](#)
  - intrauterine
    - contraceptive device [69.7](#)
    - radium (intracavitary) [69.91](#)
    - tamponade (nonobstetric) [69.91](#)
  - Kantrowitz
    - heart pump [37.62](#)
    - pulsation balloon (phase-shift) [37.61](#)
  - keratoprosthesis [11.73](#)
  - King- Mills umbrella device (heart) [35.52](#)
  - Kirschner wire [93.44](#)
    - with reduction of fracture or dislocation --*see* Reduction, fracture and Reduction, dislocation
  - knee prosthesis (partial) (total) [81.54](#)
    - revision NOS [81.55](#)
    - femoral component [00.82](#)

Insertion-knee prosthesis - revision ---*Cont.*

- partial
  - femoral component [00.82](#)
  - patellar component [00.83](#)
  - tibial component [00.81](#)
  - tibial insert [00.84](#)
- patellar component [00.83](#)
- tibial component [00.81](#)
- tibial insert [00.84](#)
- total (all components) [00.80](#)

Lap- Band™ [44.95](#)

laminaria, cervix [69.93](#)

larynx, valved tube [31.75](#)

leads --see Insertion, electrode(s)

lens, prosthetic (intraocular) [13.70](#)

- with cataract extraction, one- stage [13.71](#)

- secondary (subsequent to cataract extraction) [13.72](#)

limb lengthening device, internal, NOS [84.54](#)

- with kinetic distraction [84.53](#)

loop recorder [37.79](#)

M- Brace™ [84.82](#)

metal staples into epiphyseal plate --see

*also* Stapling, epiphyseal plate [78.20](#)

minifixator device (bone)

- see category [78.1](#)

Mobitz- Uddin umbrella, vena cava [38.7](#)

mold, vagina [96.15](#)

Moore (cup) [81.52](#)

myringotomy device (button) (tube) [20.01](#)

- with intubation [20.01](#)

nasobiliary drainage tube (endoscopic) [51.86](#)

nasogastric tube

- for

- decompression, intestinal [96.07](#)

- feeding [96.6](#)

naso- intestinal tube [96.08](#)

nasolacrimal tube or stent [09.44](#)

nasopancreatic drainage tube (endoscopic) [52.97](#)

neuropacemaker --see Implant, neurostimulator, by site

neurostimulator --see Implant, neurostimulator, by site

non- coronary vessel

- stent(s) (stent graft)

Note: Also use [00.40](#), [00.41](#), [00.42](#), or [00.43](#) to show the total number of vessels treated. Use code [00.44](#) once to show procedure on a bifurcated vessel. In addition, use [00.45](#), [00.46](#), [00.47](#), or [00.48](#) to show the number of vascular stents inserted.

Insertion - non- coronary vessel - stent ---*Cont.*

- with angioplasty or atherectomy [39.50](#)
- with bypass --omit code
- basilar [00.64](#)
- carotid [00.63](#)
- extracranial [00.64](#)
- intracranial [00.65](#)
- peripheral [39.90](#)
- bare, drug- coated [39.90](#)
- drug- eluting [00.55](#)
- vertebral [00.64](#)

non- invasive (transcutaneous) (surface) stimulator [99.86](#)

obturator (orthodontic) [24.7](#)

ocular implant

- with synchronous

- enucleation [16.42](#)

- with muscle attachment to implant [16.41](#)

- evisceration [16.31](#)

- following or secondary to

- enucleation [16.61](#)

- evisceration [16.61](#)

Ommaya reservoir [02.2](#)

orbital implant (stent) (outside muscle cone)

- [16.69](#)

- with orbitotomy [16.02](#)

orthodontic appliance (obturator) (wiring) [24.7](#)

outflow tract prosthesis (gusset type) (heart) in

- pulmonary valvuloplasty [35.26](#)

- total repair of tetralogy of Fallot [35.81](#)

pacemaker

- brain --see Implant, neurostimulator, brain

- cardiac (device) (initial) (permanent)

- (replacement) [37.80](#)

- dual- chamber device (initial) [37.83](#)

- replacement [37.87](#)

- during and immediately following

- cardiac surgery [39.64](#)

- resynchronization (biventricular

- pacemaker) (BiV pacemaker) (CRT- P) (device)

- device only (initial) (replacement)

- [00.53](#)

- total system (device and one or

- more leads) [00.50](#)

- transvenous lead into left ventricular

- coronary venous system [00.52](#)

- single- chamber device (initial) [37.81](#)

- rate responsive [37.82](#)

- replacement [37.85](#)

- rate responsive [37.86](#)

- temporary transvenous pacemaker

- system [37.78](#)

- during and immediately following

- cardiac surgery [39.64](#)

- carotid [39.8](#)





Insertion -pacemaker ---*Cont.*  
 gastric [04.92](#)  
 heart--*see* Insertion, pacemaker, cardiac  
 intracranial --*see* Implant,  
     neurostimulator, intracranial  
 neural --*see* Implant, neurostimulator,  
     by site  
 peripheral nerve --*see* Implant,  
     neurostimulator, peripheral nerve  
 spine --*see* Implant, neurostimulator,  
     spine  
 pacing catheter --*see* Insertion,  
     pacemaker, cardiac  
 pack  
     auditory canal, external [96.11](#)  
     cervix (nonobstetrical) [67.0](#)  
         after delivery or abortion [75.8](#)  
         to assist delivery or induce labor [73.1](#)  
     rectum [96.19](#)  
     sella turcica [07.79](#)  
     vagina (nonobstetrical) [96.14](#)  
         after delivery or abortion [75.8](#)  
 palatal implant [27.64](#)  
 penile prosthesis (non- inflatable) (internal)  
     [64.95](#)  
     inflatable (internal) [64.97](#)  
 periodontal splint (orthodontic) [24.7](#)  
 peripheral blood vessel --*see* non- coronary  
 pessary  
     cervix [96.18](#)  
         to assist delivery or induce labor [73.1](#)  
     vagina [96.18](#)  
 pharyngeal valve, artificial [31.75](#)  
 port, vascular access [86.07](#)  
 prostaglandin suppository (for abortion)  
     [96.49](#)  
 prosthesis, prosthetic device  
     acetabulum (partial) [81.52](#)  
         hip [81.52](#)  
             revision NOS [81.53](#)  
                 acetabular and femoral  
                     components (total) [00.70](#)  
                 acetabular component only [00.71](#)  
                 acetabular liner and/or femoral  
                     head only [00.73](#)  
                 femoral component only [00.72](#)  
                 femoral head only and/or  
                     acetabular liner [00.73](#)  
             partial  
                 acetabular component only [00.71](#)  
                 acetabular liner and/or femoral  
                     head only [00.73](#)  
                 femoral component only [00.72](#)  
                 femoral head only and/or  
                     acetabular liner [00.73](#)  
             total (acetabular and femoral  
                 components) [00.70](#)  
             revision [81.53](#)  
         ankle (total) [81.56](#)

Insertion -pacemaker ---*Cont.*  
 arm (bioelectric) (cineplastic)  
     (kineplastic) [84.44](#)  
 biliary tract [51.99](#)  
 breast (bilateral) [85.54](#)  
     unilateral [85.53](#)  
 cardiac support device (CSD) (CorCap™)  
     [37.41](#)  
 chin (polyethylene) (silastic) [76.68](#)  
 elbow (total) [81.84](#)  
     revision [81.97](#)  
 extremity (bioelectric) (cineplastic)  
     (kineplastic) [84.40](#)  
     lower [84.48](#)  
     upper [84.44](#)  
 fallopian tube [66.93](#)  
 femoral head (Austin- Moore) (bipolar)  
     (Eicher) (Thompson) [81.52](#)  
 hip (partial) [81.52](#)  
     revision NOS [81.53](#)  
         acetabular and femoral  
             components (total) [00.70](#)  
             acetabular component only [00.71](#)  
             acetabular liner and/or femoral  
                 head only [00.73](#)  
             femoral component only [00.72](#)  
             femoral head only and/or  
                 acetabular liner [00.73](#)  
         partial  
             acetabular component only [00.71](#)  
             acetabular liner and/or femoral  
                 head only [00.73](#)  
             femoral component only [00.72](#)  
             femoral head only and/or  
                 acetabular liner [00.73](#)  
             total (acetabular and femoral  
                 components) [00.70](#)  
     total [81.51](#)  
     revision  
         acetabular and femoral components  
             (total) [00.70](#)  
         total (acetabular and femoral  
             components) [00.70](#)  
 joint --*see* Arthroplasty  
 knee (partial) (total) [81.54](#)  
     revision NOS [81.55](#)  
         femoral component [00.82](#)  
         partial  
             femoral component [00.82](#)  
             patellar component [00.83](#)  
             tibial component [00.81](#)  
             tibial insert [00.84](#)  
             patellar component [00.83](#)  
             tibial component [00.81](#)  
             tibial insert [00.84](#)  
             total (all components) [00.80](#)  
 leg (bioelectric) (cineplastic)  
     (kineplastic) [84.48](#)  
 lens [13.91](#)

Insertion - prosthesis ---*Cont.*  
 ocular (secondary) [16.61](#)  
     with orbital exenteration [16.42](#)  
 outflow tract (gusset type) (heart)  
     in  
         pulmonary valvuloplasty [35.26](#)  
     total repair of tetralogy of Fallot  
         [35.81](#)  
 penis (internal) (noninflatable) [64.95](#)  
     with  
         construction [64.43](#)  
         reconstruction [64.44](#)  
     inflatable (internal) [64.97](#)  
 Rosen (for urinary incontinence) [59.79](#)  
 shoulder  
     partial [81.81](#)  
     revision [81.97](#)  
     total [81.80](#)  
 spine  
     artificial disc, NOS [84.60](#)  
     cervical [84.62](#)  
         nucleus [84.61](#)  
         partial [84.61](#)  
         total [84.62](#)  
     lumbar, lumbosacral [84.65](#)  
         nucleus [84.64](#)  
         partial [84.64](#)  
         total [84.65](#)  
     thoracic (partial)(total) [84.63](#)  
     other device [84.59](#)  
 testicular (bilateral) (unilateral) [62.7](#)  
 toe [81.57](#)  
     hallux valgus repair [77.59](#)  
 vagina  
     synthetic [70.95](#)  
 pseudophakos --*see also* Insertion, lens  
     [13.70](#)  
 pump, infusion [86.06](#)  
 radioactive isotope [92.27](#)  
 radium [92.27](#)  
 radon seeds [92.27](#)  
 Reuter bobbin (with intubation) [20.01](#)  
 Rickham reservoir [02.2](#)  
 Rosen prosthesis (for urinary  
     incontinence) [59.79](#)  
 Scribner shunt [39.93](#)  
 Sengstaken- Blakemore tube [96.06](#)  
 sensor(lead)  
     intra- aneurysm sac pressure  
         monitoring device [00.58](#)  
     intra- arterial, for continuous blood  
         gas monitoring [89.60](#)  
     intracardiac or great vessel  
         hemodynamic monitoring [00.56](#)  
 shunt --*see*Shunt  
 sieve, vena cava [38.7](#)  
 skeletal muscle stimulator [83.92](#)  
 skull  
     plate [02.05](#)

Insertion -prosthesis - skull ---*Cont.*  
     stereotactic frame [93.59](#)  
     tongs (Barton) (caliper) (Gardner Wells)  
         (Vinke) (with synchronous skeletal  
         traction) [02.94](#)  
 spacer (cement) (joint)  
     (methylmethacrylate) [84.56](#)  
 spine [84.51](#)  
 sphenoidal electrodes [02.96](#)  
 spine  
     bone void filler  
         that with percutaneous vertebral  
         augmentation [81.66](#)  
         that with percutaneous vertebroplasty  
         [81.65](#)  
     cage (BAK) [84.51](#)  
     facet replacement device(s) [84.84](#)  
     interbody spinal fusion device [84.51](#)  
     interspinous process decompression  
         device [84.80](#)  
     non- fusion stabilization device --*see*  
         category [84.8](#)  
     pedicle- based dynamic stabilization  
         device(s) [84.82](#)  
     posterior motion preservation device(s)  
         --*see* category [84.8](#)  
     spacer [84.51](#)  
 Spitz- Holter valve [02.2](#)  
 Steinmann pin [93.44](#)  
     with reduction of fracture or dislocation  
         --*see* Reduction, fracture and  
         Reduction, dislocation  
 stent(s) (stent graft)  
     artery (bare) (bonded) (drug coated)  
         (non- drug- eluting)

Note: Also use [00.40](#), [00.41](#), [00.42](#),  
 or [00.43](#) to show the total  
 number of vessels treated. Use  
 code [00.44](#) once to show  
 procedure on a bifurcated  
 vessel. In addition, use [00.45](#),  
[00.46](#), [00.47](#), or [00.48](#) to show  
 the number of vascular stents  
 inserted.

basilar [00.64](#)  
 carotid [00.63](#)  
 cerebrovascular  
     cerebral (intracranial) [00.65](#)  
     precerebral (extracranial) [00.64](#)  
         carotid [00.63](#)  
 coronary (bare) (bonded) (drug coated)  
     (non- drug- eluting) [36.06](#)  
     drug- eluting [36.07](#)  
 extracranial [00.64](#)  
     carotid [00.63](#)  
 intracranial [00.65](#)  
 non- coronary vessel  
     frdbasilar [00.64](#)

Insertion –stent(s) –artery  
 - non- coronary---*Cont.*  
 carotid [00.63](#)  
 extracranial [00.64](#)  
 intracranial [00.65](#)  
 peripheral [39.90](#)  
   bare, drug- coated [39.90](#)  
   drug- eluting [00.55](#)  
 vertebral [00.64](#)  
 bile duct [51.43](#)  
 endoscopic [51.87](#)  
 percutaneous transhepatic [51.98](#)  
 colon  
   endoscopic (fluoroscopic guidance)  
     [46.86](#)  
   other [46.87](#)  
 coronary (artery)(bare) (bonded)  
   (drug coated) (non- drug- eluting)  
     [36.06](#)

Note: Also use [00.40](#), [00.41](#), [00.42](#),  
[or 00.43](#) to show the total  
number of vessels treated.  
Use code [00.44](#) once to show  
procedure on a bifurcated  
vessel. In addition, use [00.45](#),  
[00.46](#), [00.47](#), [or 00.48](#) to  
show the number of vascular  
stents inserted.

drug- eluting [36.07](#)  
esophagus(endoscopic)(fluoroscopic)  
[42.81](#)  
mesenteric [39.90](#)  
bare, drug- coated [39.90](#)  
drug- eluting [00.55](#)  
non- coronary vessel

Note: Also use [00.40](#), [00.41](#), [00.42](#),  
[or 00.43](#) to show the total  
number of vessels treated.  
Use code [00.44](#) once to show  
procedure on a bifurcated  
vessel. In addition, use [00.45](#),  
[00.46](#), [00.47](#), [or 00.48](#) to  
show the number of vascular  
stents inserted.

with angioplasty or atherectomy [39.50](#)  
with bypass --*omit code*  
basilar [00.64](#)  
carotid [00.63](#)  
extracranial [00.64](#)  
intracranial [00.65](#)  
mesenteric [39.90](#)  
  bare, drug- coated [39.90](#)  
  drug- eluting [00.55](#)  
peripheral [39.90](#)  
  bare, drug- coated [39.90](#)  
  drug- eluting [00.55](#)

Insertion –stent(s) - non- coronary vessel --- *Cont.*  
renal [39.90](#)  
  bare, drug- coated [39.90](#)  
  drug- eluting [00.55](#)  
  vertebral [00.64](#)  
pancreatic duct [52.92](#)  
endoscopic [52.93](#)  
peripheral vessel [39.90](#)

Note: Also use [00.40](#), [00.41](#), [00.42](#),  
[or 00.43](#) to show the total  
number of vessels treated. Use  
code [00.44](#) once to show  
procedure on a bifurcated  
vessel. In addition, use [00.45](#),  
[00.46](#), [00.47](#), [or 00.48](#) to show  
the number of vascular stents  
inserted.

bare, drug- coated [39.90](#)  
drug- eluting [00.55](#)  
precerebral [00.64](#)

Note: Also use [00.40](#), [00.41](#), [00.42](#),  
[or 00.43](#) to show the total  
number of vessels treated. Use  
code [00.44](#) once to show  
procedure on a bifurcated  
vessel. In addition, use [00.45](#),  
[00.46](#), [00.47](#), [or 00.48](#) to show  
the number of vascular stents  
inserted.

renal [39.90](#)  
  bare, drug- coated [39.90](#)  
  drug- eluting [00.55](#)  
subclavian [39.90](#)

Note: Also use [00.40](#), [00.41](#), [00.42](#),  
[or 00.43](#) to show the total  
number of vessels treated. Use  
code [00.44](#) once to show  
procedure on a bifurcated  
vessel. In addition, use [00.45](#),  
[00.46](#), [00.47](#), [or 00.48](#) to show  
the number of vascular stents  
inserted.

bare, drug- coated [39.90](#)  
drug- eluting [00.55](#)  
tracheobronchial [96.05](#)  
vertebral [00.64](#)

Note: Also use [00.40](#), [00.41](#), [00.42](#),  
[or 00.43](#) to show the total  
number of vessels treated. Use  
code [00.44](#) once to show  
procedure on a bifurcated  
vessel. In addition, use [00.45](#),  
[00.46](#), [00.47](#), [or 00.48](#) to show  
the number of vascular stents  
inserted.

Insertion---*Cont.*

stimoceiver --*see* Implant, neurostimulator,  
     by site  
 stimulator for bone growth  
     --*see* category [78.9](#)  
 subdural  
     grids [02.93](#)  
     strips [02.93](#)  
 suppository  
     prostaglandin (for abortion) [96.49](#)  
     vagina [96.49](#)  
 Swan- Ganz catheter (pulmonary) [89.64](#)  
 tampon  
     esophagus [96.06](#)  
     uterus [69.91](#)  
     vagina [96.14](#)  
         after delivery or abortion [75.8](#)  
 Tandem™ heart [37.68](#)  
 telescope (IMT) (miniature) [13.91](#)  
 testicular prosthesis (bilateral) (unilateral)  
     [62.7](#)  
 tissue expander (skin) NEC [86.93](#)  
     breast [85.95](#)  
 tissue mandril (peripheral vessel) (Dacron)  
     (Spark's type) [39.99](#)  
     with  
         blood vessel repair [39.56](#)  
         vascular bypass or shunt  
             --*see* Bypass, vascular  
 tongs, skull (with synchronous skeletal  
     traction) [02.94](#)  
 totally implanted device for bone growth  
     (invasive) --*see* category [78.9](#)  
 tube --*see also* Catheterization and  
     Intubation  
     bile duct [51.43](#)  
     endoscopic [51.87](#)  
     chest [34.04](#)  
         revision (with lysis of adhesions)  
             [34.04](#)  
             thoracoscopic [34.06](#)  
             thoracoscopic [34.06](#)  
     endotracheal [96.04](#)  
     esophagus (nonoperative) (Sengstaken)  
         [96.06](#)  
         permanent (silicone) (Souttar) [42.81](#)  
     feeding  
         esophageal [42.81](#)  
         gastric [96.6](#)  
         nasogastric [96.6](#)  
     gastric  
         by gastrostomy --*see* category [43.1](#)  
         for  
             decompression, intestinal [96.07](#)  
             feeding [96.6](#)  
     intercostal(with water seal),for  
         drainage [34.04](#)  
         revision(with lysis of adhesions) [34.04](#)  
         thoracoscopic [34.06](#)

Insertion -tube ---*Cont.*

Miller- Abbott (for intestinal  
     decompression) [96.08](#)  
 nasobiliary (drainage) [51.86](#)  
 nasogastric (for intestinal  
     decompression) NEC [96.07](#)  
 naso- intestinal [96.08](#)  
 nasopancreatic drainage (endoscopic)  
     [52.97](#)  
 pancreatic duct [52.92](#)  
     endoscopic [52.93](#)  
 rectum [96.09](#)  
 stomach (nasogastric) (for intestinal  
     decompression) NEC [96.07](#)  
     for feeding [96.6](#)  
     tracheobronchial [96.05](#)  
 umbrella device  
     atrial septum (King- Mills) [35.52](#)  
     vena cava (Mobitz- Uddin) [38.7](#)  
 ureteral stent (transurethral) [59.8](#)  
     with ureterotomy [59.8](#) [[56.2](#)]  
 urinary sphincter, artificial (AUS) (inflatable)  
     [58.93](#)  
 vaginal mold [96.15](#)  
 valve(s)  
     bronchus  
         multiple lobes [33.73](#)  
         single lobe [33.71](#)  
     Holter [02.2](#)  
     Hufnagel --*see* Replacement, heart valve  
     pharyngeal (artificial) [31.75](#)  
     Spitz- Holter [02.2](#)  
     vas deferens [63.95](#)  
 vascular access device,totally  
     implantable [86.07](#)  
 vena cava sieve or umbrella [38.7](#)  
 Vinke tongs (skull) (with synchronous  
     skeletal traction) [02.94](#)  
 X Stop™ [84.80](#)  
 Instillation  
     bladder [96.49](#)  
     digestive tract, except gastric gavage  
         [96.43](#)  
     genitourinary NEC [96.49](#)  
     radioisotope (intracavitary) (intravenous)  
         [92.28](#)  
     thoracic cavity [34.92](#)  
 Insufflation  
     Eustachian tube [20.8](#)  
     fallopian tube (air)(dye)(gas)(saline) [66.8](#)  
         for radiography  
             --*see* Hysterosalpingography  
             therapeutic substance [66.95](#)  
     lumbar retroperitoneal, bilateral [88.15](#)  
 Intercricothyroidotomy (for assistance in  
     breathing) [31.1](#)  
 Interleukin-2, infusion  
     high- dose [00.15](#)  
     low- dose [99.28](#)

- Intermittent positive pressure breathing (IPPB) [93.91](#)
- Interposition operation
- esophageal reconstruction (intrathoracic) (retrosternal) NEC --see also Anastomosis, esophagus, with, interposition [42.58](#)
  - antesternal or antethoracic NEC --see also Anastomosis, esophagus, antesternal, with, interposition [42.68](#)
  - uterine suspension [69.21](#)
- Interrogation
- cardioverter- defibrillator, automatic(AICD) with catheter based invasive electrophysiologic testing [37.26](#)
  - with NIPS (arrhythmia induction) [37.26](#)
  - interrogation only (bedside device check) [89.49](#)
  - CRT- D (cardiac resynchronization defibrillator) with catheter based invasive electrophysiologic testing [37.26](#)
  - with NIPS (arrhythmia induction) [37.26](#)
  - interrogation only (bedside device check) [89.49](#)
  - CRT- P (cardiac resynchronization pacemaker) with catheter based invasive electrophysiologic testing [37.26](#)
  - with NIPS (arrhythmia induction) [37.26](#)
  - interrogation only (bedside device check) [89.45](#)
  - pacemaker with catheter based invasive electro- physiologic testing [37.26](#)
  - with NIPS (arrhythmia induction) [37.26](#)
  - interrogation only (bedside device check) [89.45](#)
- Interruption
- vena cava (inferior) (superior) [38.7](#)
- Interview (evaluation) (diagnostic) medical, except psychiatric [89.05](#)
- brief (abbreviated history) [89.01](#)
  - comprehensive (history and evaluation of new problem) [89.03](#)
  - limited (interval history) [89.02](#)
  - specified type NEC [89.04](#)
  - psychiatric NEC [94.19](#)
  - follow- up [94.19](#)
  - initial [94.19](#)
  - pre- commitment [94.13](#)
- Intimectomy [38.10](#)
- abdominal [38.16](#)
  - aorta (arch)(ascending)(descending) [38.14](#)
  - head and neck NEC [38.12](#)
  - intracranial NEC [38.11](#)
  - lower limb [38.18](#)
  - thoracic NEC [38.15](#)
  - upper limb [38.13](#)
- Intraoperative anesthetic effect monitoring and titration (IAEMT) [00.94](#) [ [89.14](#) ]
- Introduction
- orthodontic appliance [24.7](#)
  - therapeutic substance (acting locally or systemically) NEC [99.29](#)
  - bursa [83.96](#)
  - hand [82.94](#)
  - fascia [83.98](#)
  - hand [82.96](#)
  - heart [37.92](#)
  - joint [81.92](#)
  - temporomandibular [76.96](#)
  - ligament (joint) [81.92](#)
  - pericardium [37.93](#)
  - soft tissue NEC [83.98](#)
  - hand [82.96](#)
  - tendon [83.97](#)
  - hand [82.95](#)
  - vein [39.92](#)
- Intubation --see also Catheterization and Insertion
- bile duct(s) [51.59](#)
  - common [51.51](#)
  - endoscopic [51.87](#)
  - endoscopic [51.87](#)
  - esophagus (nonoperative)(Sengstaken) [96.06](#)
  - permanent tube (silicone)(Souttar) [42.81](#)
  - Eustachian tube [20.8](#)
  - intestine (for decompression) [96.08](#)
  - lacrimal for dilation [09.42](#)
  - tear drainage, intranasal [09.81](#)
  - larynx [96.05](#)
  - nasobiliary (drainage) [51.86](#)
  - nasogastric for decompression, intestinal [96.07](#)
  - feeding [96.6](#)
  - naso- intestinal [96.08](#)
  - nasolacrimal (duct) (with irrigation) [09.44](#)
  - nasopancreatic drainage(endoscopic) [52.97](#)
  - respiratory tract NEC [96.05](#)
  - small intestine (Miller- Abbott) [96.08](#)
  - stomach (nasogastric) (for intestinal decompression) NEC [96.07](#)
  - for feeding [96.6](#)
  - trachea [96.04](#)
  - ventriculocisternal [02.2](#)
- Invagination, diverticulum
- gastric [44.69](#)
  - laparoscopic [44.68](#)
  - pharynx [29.59](#)
  - stomach [44.69](#)
  - laparoscopic [44.68](#)

Inversion  
 appendix [47.99](#)  
 diverticulum  
 gastric [44.69](#)  
 laparoscopic [44.68](#)  
 intestine  
 large [45.49](#)  
 endoscopic [45.43](#)  
 small [45.34](#)  
 stomach [44.69](#)  
 laparoscopic [44.68](#)  
 tunica vaginalis [61.49](#)  
 IOERT (intra- operative electron radiation therapy) [92.41](#)  
 IOM (intra- operative neurophysiologic monitoring) [00.94](#)  
 Ionization, medical [99.27](#)  
 Iontherapy [99.27](#)  
 Iontophoresis [99.27](#)  
 Iridectomy (basal) (buttonhole) (optical) (peripheral) (total) [12.14](#)  
 with  
 capsulectomy [13.65](#)  
 cataract extraction --see Extraction, cataract  
 filtering operation (for glaucoma) NEC [12.65](#)  
 scleral  
 fistulization [12.65](#)  
 thermocauterization [12.62](#)  
 trephination [12.61](#)  
 Iridenclisis [12.63](#)  
 Iridesis [12.63](#)  
 Irido- capsulectomy [13.65](#)  
 Iridocyclectomy [12.44](#)  
 Iridocystectomy [12.42](#)  
 Iridodesis [12.63](#)  
 Iridoplasty NEC [12.39](#)  
 Iridosclerectomy [12.65](#)  
 Iridosclerotomy [12.69](#)  
 Iridotaxis [12.63](#)  
 Iridotomy [12.12](#)  
 by photocoagulation [12.12](#)  
 with transfixion [12.11](#)  
 for iris bombé [12.11](#)  
 specified type NEC [12.12](#)  
 Iron lung [93.99](#)  
 Irradiation  
 gamma, stereotactic [92.32](#)  
 Irrigation  
 anterior chamber (eye) [12.91](#)  
 bronchus NEC [96.56](#)  
 canaliculus [09.42](#)  
 catheter  
 ureter [96.46](#)  
 urinary, indwelling NEC [96.48](#)  
 vascular [96.57](#)  
 ventricular [02.41](#)  
 wound [96.58](#)

Irrigation ---*Cont.*  
 cholecystostomy [96.41](#)  
 cornea [96.51](#)  
 with removal of foreign body [98.21](#)  
 corpus cavernosum [64.98](#)  
 cystostomy [96.47](#)  
 ear (removal of cerumen) [96.52](#)  
 enterostomy [96.36](#)  
 eye [96.51](#)  
 with removal of foreign body [98.21](#)  
 gastrostomy [96.36](#)  
 lacrimal  
 canaliculi [09.42](#)  
 punctum [09.41](#)  
 muscle [83.02](#)  
 hand [82.02](#)  
 nasal  
 passages [96.53](#)  
 sinus [22.00](#)  
 nasolacrimal duct [09.43](#)  
 with insertion of tube or stent [09.44](#)  
 nephrostomy [96.45](#)  
 peritoneal [54.25](#)  
 pyelostomy [96.45](#)  
 rectal [96.39](#)  
 stomach [96.33](#)  
 tendon (sheath) [83.01](#)  
 hand [82.01](#)  
 trachea NEC [96.56](#)  
 traumatic cataract [13.3](#)  
 tube  
 biliary NEC [96.41](#)  
 nasogastric NEC [96.34](#)  
 pancreatic [96.42](#)  
 ureterostomy [96.46](#)  
 ventricular shunt [02.41](#)  
 wound (cleaning) NEC [96.59](#)  
 Irving operation (tubal ligation) [66.32](#)  
 Irwin operation --see *also* Osteotomy [77.30](#)  
 Ischiectomy (partial) [77.89](#)  
 total [77.99](#)  
 Ischiopubiotomy [77.39](#)  
 Isolation  
 after contact with infectious disease [99.84](#)  
 ileal loop [45.51](#)  
 intestinal segment or pedicle flap  
 large [45.52](#)  
 small [45.51](#)  
 Isthmectomy, thyroid  
 --see *also* Thyroidectomy, partial [06.39](#)  
 IVUS --see Ultrasound, intravascular, by site



## J

- Jaboulay operation  
 (gastroduodenostomy) [44.39](#)  
 laparoscopic [44.38](#)
- Janeway operation (permanent  
 gastrostomy) [43.19](#)
- Jatene operation (arterial switch) [35.84](#)
- Jejunectomy [45.62](#)
- Jejunocecostomy [45.93](#)
- Jejunocholecystostomy [51.32](#)
- Jejunocolostomy [45.93](#)
- Jejunoileostomy [45.91](#)
- Jejunojejunostomy [45.91](#)
- Jejunopexy [46.61](#)
- Jejunorrhaphy [46.73](#)
- Jejunostomy (feeding) [46.39](#)  
 delayed opening [46.31](#)  
 loop [46.01](#)  
 percutaneous (endoscopic) (PEJ) [46.32](#)  
 revision [46.41](#)
- Jejunotomy [45.02](#)
- Johanson operation (urethral  
 reconstruction) [58.46](#)
- Jones operation  
 claw toe (transfer of extensor hallucis  
 longus tendon) [77.57](#)  
 modified (with arthrodesis) [77.57](#)
- dacryocystorhinostomy [09.81](#)
- hammer toe (interphalangeal fusion) [77.56](#)  
 modified (tendon transfer with  
 arthrodesis) [77.57](#)  
 repair of peroneal tendon [83.88](#)
- Joplin operation (exostectomy with tendon  
 transfer) [77.53](#)

## K

- Kader operation (temporary gastrostomy) [43.19](#)
- Kasai portoenterostomy [51.37](#)
- Kaufman operation (for urinary stress incontinence) [59.79](#)
- Kazanjian operation (buccal vestibular sulcus extension) [24.91](#)
- Kehr operation (hepatopexy) [50.69](#)
- Keller operation (bunionectomy) [77.59](#)
- Kelly (- Kennedy) operation (urethrovaginal plication) [59.3](#)
- Kelly-Stoeckel operation (urethrovaginal plication) [59.3](#)
- Kelotomy [53.9](#)
- Keratotomy (complete) (partial) (superficial) [11.49](#)  
for pterygium [11.39](#)  
with corneal graft [11.32](#)
- Keratocentesis (for hyphema) [12.91](#)
- Keratomileusis [11.71](#)
- Keratophakia [11.72](#)
- Keratoplasty (tectonic) (with autograft) (with homograft) [11.60](#)  
lamellar (nonpenetrating) (with homograft) [11.62](#)  
with autograft [11.61](#)  
penetrating (full-thickness) (with homograft) [11.64](#)  
with autograft [11.63](#)  
performing --see Keratoplasty, penetrating  
refractive [11.71](#)  
specified type NEC [11.69](#)
- Keratoprosthesis [11.73](#)
- Keratotomy (delimiting) (posterior) [11.1](#)  
radial (refractive) [11.75](#)
- Kerr operation (low cervical cesarean section) [74.1](#)
- Kessler operation (arthroplasty, carpometacarpal joint) [81.74](#)
- Kidner operation (excision of accessory navicular bone) (with tendon transfer) [77.98](#)
- Killian operation (frontal sinusotomy) [22.41](#)
- Kineplasty --see Cineplasty
- King-Steelquist operation (hind-quarter amputation) [84.19](#)
- Kirk operation (amputation through thigh) [84.17](#)
- Kock pouch  
bowel anastomosis --omit code  
continent ileostomy [46.22](#)  
cutaneous uretero-ileostomy [56.51](#)  
ESWL (electrocorporeal shockwave lithotripsy) [98.51](#)  
removal, calculus [57.19](#)  
revision, cutaneous uretero-ileostomy [56.52](#)  
urinary diversion procedure [56.51](#)
- Kockogram (ileal conduitogram) [87.78](#)
- Kockoscopy [45.12](#)
- Kondoleon operation (correction of lymphedema) [40.9](#)
- Krause operation (sympathetic denervation) [05.29](#)
- Kroener operation (partial salpingectomy) [66.69](#)
- Kroenlein operation (lateral orbitotomy) [16.01](#)
- Kronig operation (low cervical cesarean section) [74.1](#)
- Krunkenberg operation (reconstruction of below-elbow amputation) [82.89](#)
- Kuhnt-Szymanowski operation (ectropion repair with lid reconstruction) [08.44](#)
- Kyphoplasty [81.66](#)



- Labbe operation (gastroto) [43.0](#)
- Labiectomy (bilateral) [71.62](#)  
 unilateral [71.61](#)
- Labyrinthectomy (transtympanic) [20.79](#)
- Labyrinthotomy (transtympanic) [20.79](#)
- Ladd operation (mobilization of intestine) [54.95](#)
- Lagrange operation (iridosclerectomy) [12.65](#)
- Lambrinudi operation (triple arthrodesis) [81.12](#)
- Laminectomy (decompression)  
 (for exploration) [03.09](#)  
 as operative approach --omit code  
 with  
   excision of herniated intervertebral disc  
   (nucleus pulposus) [80.51](#)  
   excision of other intraspinal  
   lesion(tumor) [03.4](#)  
   reopening of site [03.02](#)
- Laminography --see Radiography
- Laminoplasty, expansile [03.09](#)
- Laminotomy (decompression)  
 (for exploration) [03.09](#)  
 as operative approach --omit code  
 reopening of site [03.02](#)
- Langenbeck operation(cleft palate repair) [27.62](#)
- Laparoamniocopy [75.31](#)
- Laparorrhaphy [54.63](#)
- Laparoscopy [54.21](#)  
 with  
   biopsy (intra- abdominal) [54.24](#)  
   uterine ligaments [68.15](#)  
   uterus [68.16](#)  
   destruction of fallopian tubes  
   --see Destruction, fallopian tube
- Laparotomy NEC [54.19](#)  
 as operative approach --omit code  
 exploratory (pelvic) [54.11](#)  
 reopening of recent operative site (for control  
 of hemorrhage) (for exploration) (for  
 incision of hematoma) [54.12](#)
- Laparotrachelotomy [74.1](#)
- Lapidus operation (bunionectomy with  
 metatarsal osteotomy) [77.51](#)
- Larry operation (shoulder disarticulation) [84.08](#)
- Laryngectomy  
 with radical neck dissection (with  
 synchronous thyroidectomy) (with  
 synchronous tracheostomy) [30.4](#)  
 complete (with partial laryngectomy)  
 (with synchronous tracheostomy) [30.3](#)  
 with radical neck dissection (with  
 synchronous thyroidectomy) (with  
 synchronous tracheostomy) [30.4](#)
- Laryngectomy---Cont.  
 frontolateral partial (extended) [30.29](#)  
 glottosupraglottic partial [30.29](#)  
 lateral partial [30.29](#)  
 partial (frontolateral) (glottosupraglottic)  
 (lateral) (submucous) (supraglottic)  
 (vertical) [30.29](#)  
 radical (with synchronous thyroidectomy)  
 (with synchronous tracheostomy) [30.4](#)  
 submucous (partial) [30.29](#)  
 supraglottic partial [30.29](#)  
 total (with partial pharyngectomy) (with  
 synchronous tracheostomy) [30.3](#)  
 with radical neck dissection (with  
 synchronous thyroidectomy) (with  
 synchronous tracheostomy) [30.4](#)  
 vertical partial [30.29](#)  
 wide field [30.3](#)
- Laryngocentesis [31.3](#)
- Laryngoesophagectomy [30.4](#)
- Laryngofissure [30.29](#)
- Laryngogram [87.09](#)  
 contrast [87.07](#)
- Laryngopharyngectomy (with synchronous  
 tracheostomy) [30.3](#)  
 radical(with synchronous thyroidectomy) [30.4](#)
- Laryngopharyngoesophagectomy (with  
 synchronous tracheostomy) [30.3](#)  
 with radical neck dissection (with  
 synchronous thyroidectomy) [30.4](#)
- Laryngoplasty [31.69](#)
- Laryngorrhaphy [31.61](#)
- Laryngoscopy (suspension) (through artificial  
 stoma) [31.42](#)
- Laryngostomy (permanent) [31.29](#)  
 revision [31.63](#)  
 temporary (emergency) [31.1](#)
- Laryngotomy [31.3](#)
- Laryngotracheobronchoscopy [33.23](#)  
 with biopsy [33.24](#)
- Laryngotracheoscopy [31.42](#)
- Laryngotracheostomy (permanent) [31.29](#)  
 temporary (emergency) [31.1](#)
- Laryngotracheotomy (temporary) [31.1](#)  
 permanent [31.29](#)
- Laser --see also Coagulation, Destruction, and  
 Photocoagulation by site  
 angioplasty, percutaneous transluminal [39.59](#)  
 coronary --see Angioplasty, coronary
- Laser interstitial thermal therapy (LITT)  
 under guidance  
 lesion  
   brain [17.61](#)  
   breast [17.69](#)  
   head and neck [17.62](#)  
   liver [17.63](#)

- Laser interstitial thermal therapy- lesion---*Cont.*  
 lung [17.69](#)  
 prostate [17.69](#)  
 thyroid [17.62](#)
- Lash operation  
 internal cervical os repair [67.59](#)  
 laparoscopic supracervical hysterectomy  
[68.31](#)
- LASIK(Laser- assisted in situ keratomileusis)  
[11.71](#)
- Latzko operation  
 cesarean section [74.2](#)  
 colpocleisis [70.8](#)
- Lavage  
 antral [22.00](#)  
 bronchus NEC [96.56](#)  
     diagnostic (endoscopic) bronchoalveolar  
     lavage (BAL) [33.24](#)  
 endotracheal [96.56](#)  
 gastric [96.33](#)  
 lung (total)(whole) [33.99](#)  
     diagnostic (endoscopic) bronchoalveolar  
     lavage (BAL) [33.24](#)  
 nasal sinus(es) [22.00](#)  
     by puncture [22.01](#)  
     through natural ostium [22.02](#)  
 peritoneal (diagnostic) [54.25](#)  
 trachea NEC [96.56](#)
- Leadbetter operation (urethral  
 reconstruction) [58.46](#)
- Leadbetter - Politano operation  
 (ureteroneocystostomy) [56.74](#)
- LEEP(loop electrosurgical excision procedure) of  
 cervix [67.32](#)
- Le Fort operation (colpocleisis) [70.8](#)
- LeMesurier operation (cleft lip repair) [27.54](#)
- Lengthening  
 bone (with bone graft) [78.30](#)  
     femur [78.35](#)  
     for reconstruction of thumb [82.69](#)  
     specified site NEC --see *also* category  
     [78.3](#), [78.39](#)  
     tibia [78.37](#)  
     ulna [78.33](#)  
 extraocular muscle NEC [15.21](#)  
     multiple (two or more muscles) [15.4](#)  
 fascia [83.89](#)  
     hand [82.89](#)  
 hamstring NEC [83.85](#)  
 heel cord [83.85](#)  
 leg  
     femur [78.35](#)  
     tibia [78.37](#)  
 levator palpebrae muscle [08.38](#)  
 muscle [83.85](#)  
     extraocular [15.21](#)  
     multiple (two or more muscles) [15.4](#)  
     hand [82.55](#)
- Lengthening ---*Cont.*  
 palate [27.62](#)  
     secondary or subsequent [27.63](#)  
 tendon [83.85](#)  
     for claw toe repair [77.57](#)  
     hand [82.55](#)
- Leriche operation (periaerterial  
 sympathectomy) [05.25](#)
- Leucotomy, leukotomy [01.32](#)
- Leukopheresis, therapeutic [99.72](#)
- Lid suture operation (blepharoptosis) [08.31](#)
- Ligation  
 adrenal vessel (artery) (vein) [07.43](#)  
 aneurysm [39.52](#)  
 appendages, dermal [86.26](#)  
 arteriovenous fistula [39.53](#)  
     coronary artery [36.99](#)  
 artery [38.80](#)  
     abdominal [38.86](#)  
     adrenal [07.43](#)  
     aorta (arch)(ascending)(descending) [38.84](#)  
     coronary (anomalous) [36.99](#)  
     ethmoidal [21.04](#)  
     external carotid [21.06](#)  
     for control of epistaxis--see Control,  
     epistaxis  
     head and neck NEC [38.82](#)  
     intracranial NEC [38.81](#)  
     lower limb [38.88](#)  
     maxillary (transantral) [21.05](#)  
     middle meningeal [02.13](#)  
     thoracic NEC [38.85](#)  
     thyroid [06.92](#)  
     upper limb [38.83](#)  
 atrium, heart [37.99](#)  
 auricle, heart [37.99](#)  
 bleeding vessel --see Control, hemorrhage  
 blood vessel [38.80](#)  
     abdominal  
         artery [38.86](#)  
         vein [38.87](#)  
     adrenal [07.43](#)  
     aorta (arch)(ascending)(descending) [38.84](#)  
     esophagus [42.91](#)  
         endoscopic [42.33](#)  
     head and neck [38.82](#)  
     intracranial NEC [38.81](#)  
     lower limb  
         artery [38.88](#)  
         vein [38.89](#)  
     meningeal (artery) (longitudinal sinus) [02.13](#)  
     thoracic NEC [38.85](#)  
     thyroid [06.92](#)  
     upper limb (artery) (vein) [38.83](#)  
 bronchus [33.92](#)  
 cisterna chyli [40.64](#)  
 coronary  
     artery (anomalous) [36.99](#)  
     sinus [36.39](#)

Ligation--*Cont.*

dermal appendage [86.26](#)  
 ductus arteriosus, patent [38.85](#)  
 esophageal vessel [42.91](#)  
     endoscopic [42.33](#)  
 ethmoidal artery [21.04](#)  
 external carotid artery [21.06](#)  
 fallopian tube (bilateral) (remaining)  
     (solitary) [66.39](#)  
     by endoscopy (culdoscopy) (hysteroscopy)  
         (laparoscopy) (peritoneoscopy) [66.29](#)  
     with  
         crushing [66.31](#)  
         by endoscopy (laparoscopy) [66.21](#)  
         division [66.32](#)  
         by endoscopy (culdoscopy)  
             (laparoscopy) (peritoneoscopy)  
             [66.22](#)  
         Falope ring [66.39](#)  
         by endoscopy (laparoscopy) [66.29](#)  
         unilateral [66.92](#)  
 fistula, arteriovenous [39.53](#)  
     coronary artery [36.99](#)  
 gastric  
     artery [38.86](#)  
     varices [44.91](#)  
         endoscopic [43.41](#)  
 hemorrhoids [49.45](#)  
 longitudinal sinus (superior) [02.13](#)  
 lymphatic (channel) (peripheral) [40.9](#)  
     thoracic duct [40.64](#)  
 maxillary artery [21.05](#)  
 meningeal vessel [02.13](#)  
 spermatic  
     cord [63.72](#)  
     varicocele [63.1](#)  
     vein (high) [63.1](#)  
 splenic vessels [38.86](#)  
 subclavian artery [38.85](#)  
 superior longitudinal sinus [02.13](#)  
 supernumerary digit [86.26](#)  
 thoracic duct [40.64](#)  
 thyroid vessel (artery) (vein) [06.92](#)  
 toes (supernumerary) [86.26](#)  
 tooth [93.55](#)  
     impacted [24.6](#)  
 ulcer (peptic) (base) (bed) (bleeding vessel)  
     [44.40](#)  
     duodenal [44.42](#)  
     gastric [44.41](#)  
 ureter [56.95](#)  
 varices  
     esophageal [42.91](#)  
     endoscopic [42.33](#)  
     gastric [44.91](#)  
     endoscopic [43.41](#)  
     peripheral vein (lower limb) [38.59](#)  
     upper limb [38.53](#)  
 varicocele [63.1](#)

Ligation--*Cont.*

vas deferens [63.71](#)  
 vein [38.80](#)  
     abdominal [38.87](#)  
     adrenal [07.43](#)  
     head and neck NEC [38.82](#)  
     intracranial NEC [38.81](#)  
     lower limb [38.89](#)  
     spermatic, high [63.1](#)  
     thoracic NEC [38.85](#)  
     thyroid [06.92](#)  
     upper limb [38.83](#)  
     varicose [38.50](#)  
         abdominal [38.57](#)  
         esophagus [42.91](#)  
         endoscopic [42.33](#)  
         gastric [44.91](#)  
         endoscopic [43.41](#)  
         head and neck [38.52](#)  
         intracranial NEC [38.51](#)  
         lower limb [38.59](#)  
         stomach [44.91](#)  
         thoracic NEC [38.55](#)  
         upper limb [38.53](#)  
     vena cava, inferior [38.7](#)  
     venous connection between anomalous  
         vein to  
             left innominate vein [35.82](#)  
             superior vena cava [35.82](#)  
     wart [86.26](#)  
 Light coagulation --*see* Photocoagulation  
 Lindholm operation (repair of ruptured  
     tendon) [83.88](#)  
 Lingulectomy, lung [32.39](#)  
 Linton operation (varicose vein) [38.59](#)  
 Lipectomy (subcutaneous tissue)  
     (abdominal) (submental) [86.83](#)  
 Liposuction [86.83](#)  
 Lip reading training [95.49](#)  
 Lip shave [27.43](#)  
 Lisfranc operation  
     foot amputation [84.12](#)  
     shoulder disarticulation [84.08](#)  
 Litholapaxy, bladder [57.0](#)  
     by incision [57.19](#)  
 Lithotomy  
     bile passage [51.49](#)  
     bladder (urinary) [57.19](#)  
     common duct [51.41](#)  
         percutaneous [51.96](#)  
     gallbladder [51.04](#)  
     hepatic duct [51.49](#)  
     kidney [55.01](#)  
         percutaneous [55.03](#)  
     ureter [56.2](#)  
 Lithotripsy  
     bile duct NEC [51.49](#)  
     extracorporeal shockwave(ESWL) [98.52](#)

Lithotripsy ---*Cont.*

- bladder [57.0](#)
  - with ultrasonic fragmentation [57.0\[59.95\]](#)
  - extracorporeal shockwave (ESWL) [98.51](#)
- extracorporeal shockwave (ESWL) NEC [98.59](#)
- bile duct [98.52](#)
- bladder (urinary) [98.51](#)
- gallbladder [98.52](#)
- kidney [98.51](#)
- Kock pouch [98.51](#)
- renal pelvis [98.51](#)
- specified site NEC [98.59](#)
- ureter [98.51](#)
- gallbladder NEC [51.04](#)
  - endoscopic [51.88](#)
  - extracorporeal shockwave (ESWL) [98.52](#)
- kidney [56.0](#)
  - extracorporeal shockwave (ESWL) [98.51](#)
  - percutaneous nephrostomy with fragmentation (laser) (ultrasound) [55.04](#)
- renal pelvis [56.0](#)
  - extracorporeal shockwave (ESWL) [98.51](#)
  - percutaneous nephrostomy with fragmentation (laser) (ultrasound) [55.04](#)
- ureter [56.0](#)
  - extracorporeal shockwave (ESWL) [98.51](#)

LITT (laser interstitial thermal therapy) under guidance

lesion

- brain [17.61](#)
- breast [17.69](#)
- head and neck [17.62](#)
- liver [17.63](#)
- lung [17.69](#)
- prostate [17.69](#)
- thyroid [17.62](#)

Littlewood operation (forequarter amputation) [84.09](#)

LLETZ (large loop excision of the transformation zone) of cervix [67.32](#)

Lloyd-Davies operation (abdominoperineal resection), NOS [48.50](#)

laparoscopic [48.51](#)

open [48.52](#)

other [48.59](#)

Lobectomy

- brain [01.53](#)
  - partial [01.59](#)
- liver (with partial excision of adjacent lobes) [50.3](#)
- lung (complete) [32.49](#)
  - partial [32.39](#)
    - thoracoscopic [32.30](#)
  - segmental (with resection of adjacent lobes) [32.49](#)
    - thoracoscopic [32.41](#)

Lobectomy ---*Cont.*

- thyroid (total) (unilateral) (with removal of isthmus) (with removal of portion of remaining lobe) [06.2](#)
  - partial --see *also* Thyroidectomy, partial [06.39](#)
  - substernal [06.51](#)
  - subtotal --see *also* Thyroidectomy, partial [06.39](#)
- Lobotomy, brain [01.32](#)
- Localization, placenta [88.78](#)
  - by RISA injection [92.17](#)
- Longmire operation (bile duct anastomosis) [51.39](#)
- Loop ileal stoma (see also Ileostomy) [46.01](#)
- Loopogram [87.78](#)
- Looposcopy (ileal conduit)

- Lysis –adhesions ---*Cont.*
- bladder (neck) (intraluminal) [57.12](#)
    - external [59.11](#)
    - laparoscopic [59.12](#)
    - transurethral [57.41](#)
  - blood vessels [39.91](#)
  - bone --see category [78.4](#)
  - bursa [83.91](#)
    - by stretching or manipulation [93.28](#)
    - hand [82.91](#)
  - cartilage of joint [93.26](#)
  - chest wall [33.99](#)
  - choanae (nasopharynx) [29.54](#)
  - conjunctiva [10.5](#)
  - corneovitreal [12.34](#)
  - cortical (brain) [02.91](#)
  - ear, middle [20.23](#)
  - Eustachian tube [20.8](#)
  - extraocular muscle [15.7](#)
  - extrauterine [54.59](#)
    - laparoscopic [54.51](#)
  - eyelid [08.09](#)
    - and conjunctiva [10.5](#)
  - eye muscle [15.7](#)
  - fallopian tube [65.89](#)
    - laparoscopic [65.81](#)
  - fascia [83.91](#)
    - hand [82.91](#)
      - by stretching or manipulation [93.26](#)
  - gallbladder [54.59](#)
    - laparoscopic [54.51](#)
  - ganglion (peripheral) NEC [04.49](#)
    - cranial NEC [04.42](#)
  - hand [82.91](#)
    - by stretching or manipulation [93.26](#)
  - heart [37.10](#)
  - intestines [54.59](#)
    - laparoscopic [54.51](#)
  - iris (posterior) [12.33](#)
    - anterior [12.32](#)
  - joint (capsule) (structure) --see also Division, joint capsule [80.40](#)
    - kidney [59.02](#)
      - laparoscopic [59.03](#)
  - labia (vulva) [71.01](#)
  - larynx [31.92](#)
  - liver [54.59](#)
    - laparoscopic [54.51](#)
  - lung (for collapse of lung) [33.39](#)
  - mediastinum [34.99](#)
  - meninges (spinal) [03.6](#)
    - cortical [02.91](#)
  - middle ear [20.23](#)
  - muscle [83.91](#)
    - by stretching or manipulation [93.27](#)
    - extraocular [15.7](#)
    - hand [82.91](#)
      - by stretching or manipulation [93.26](#)
  - nasopharynx [29.54](#)
- Lysis –adhesions --*Cont.*
- nerve (peripheral) NEC [04.49](#)
    - cranial NEC [04.42](#)
    - roots, spinal [03.6](#)
    - trigeminal [04.41](#)
  - nose, nasal [21.91](#)
  - ocular muscle [15.7](#)
  - ovary [65.89](#)
    - laparoscopic [65.81](#)
  - pelvic [54.59](#)
    - laparoscopic [54.51](#)
  - penile [64.93](#)
  - pericardium [37.12](#)
  - perineal (female) [71.01](#)
  - peripheral vessels [39.91](#)
  - perirectal [48.81](#)
  - perirenal [59.02](#)
    - laparoscopic [59.03](#)
  - peritoneum (pelvic) [54.59](#)
    - laparoscopic [54.51](#)
  - periureteral [59.02](#)
    - laparoscopic [59.03](#)
  - perivesical [59.11](#)
    - laparoscopic [59.12](#)
  - pharynx [29.54](#)
  - pleura (for collapse of lung) [33.39](#)
  - spermatic cord [63.94](#)
  - spinal (cord) (meninges) (nerve roots) [03.6](#)
  - spleen [54.59](#)
    - laparoscopic [54.51](#)
  - tendon [83.91](#)
    - by stretching or manipulation [93.27](#)
    - hand [82.91](#)
      - by stretching or manipulation [93.26](#)
  - thorax [34.99](#)
  - tongue [25.93](#)
  - trachea [31.92](#)
  - tubo- ovarian [65.89](#)
    - laparoscopic [65.81](#)
  - ureter [59.02](#)
    - with freeing or repositioning of ureter [59.02](#)
      - intraluminal [56.81](#)
      - laparoscopic [59.03](#)
  - urethra (intraluminal) [58.5](#)
  - uterus [54.59](#)
    - intraluminal [68.21](#)
    - laparoscopic [54.51](#)
    - peritoneal [54.59](#)
      - laparoscopic [54.51](#)
  - vagina (intraluminal) [70.13](#)
  - vitreous (posterior approach) [14.74](#)
    - anterior approach [14.73](#)
  - vulva [71.01](#)
  - goniosynechia (with injection of air or liquid) [12.31](#)
  - synechia (posterior) [12.33](#)
    - anterior (with injection of air or liquid) [12.32](#)

## M

- Madlener operation (tubal ligation) [66.31](#)  
 Magnet extraction  
   foreign body  
     anterior chamber, eye [12.01](#)  
     choroid [14.01](#)  
     ciliary body [12.01](#)  
     conjunctiva [98.22](#)  
     cornea [11.0](#)  
     eye, eyeball NEC [98.21](#)  
       anterior segment [12.01](#)  
       posterior segment [14.01](#)  
     intraocular (anterior segment) [12.01](#)  
     iris [12.01](#)  
     lens [13.01](#)  
     orbit [98.21](#)  
     retina [14.01](#)  
     sclera [12.01](#)  
     vitreous [14.01](#)  
 Magnetic resonance imaging (nuclear)  
   --see Imaging, magnetic resonance  
 Magnuson (-Stack) operation (arthroplasty for recurrent shoulder dislocation) [81.82](#)  
**Mako Tactile Guidance System™ [TGS]**  
   --see category [17.4](#)  
 Malleostapediopexy [19.19](#)  
   with incus replacement [19.11](#)  
 Malström's vacuum extraction [72.79](#)  
   with episiotomy [72.71](#)  
 Mammoplasty --see Mammoplasty  
 Mastectomy --see also Mastectomy  
   subcutaneous (unilateral) [85.34](#)  
     with synchronous implant [85.33](#)  
   bilateral [85.36](#)  
     with synchronous implant [85.35](#)  
 Mammiloplasty [85.87](#)  
 Mammography NEC [87.37](#)  
 Mammoplasty [85.89](#)  
   with  
     full- thickness graft [85.83](#)  
     muscle flap [85.85](#)  
     pedicle graft [85.84](#)  
     split- thickness graft [85.82](#)  
   amputative (reduction) (bilateral) [85.32](#)  
     unilateral [85.31](#)  
   augmentation [85.50](#)  
     with  
       breast implant (bilateral) [85.54](#)  
       unilateral [85.53](#)  
       injection into breast (bilateral) [85.52](#)  
       unilateral [85.51](#)  
   reduction (bilateral) [85.32](#)  
     unilateral [85.31](#)  
   revision [85.89](#)  
   size reduction (gynecomastia) (bilateral)  
     [85.32](#)  
     unilateral [85.31](#)  
 Mammotomy [85.0](#)  
 Manchester (-Donald) (-Fothergill)  
   operation (uterine suspension) [69.22](#)  
 Mandibulectomy (partial) [76.31](#)  
   total [76.42](#)  
     with reconstruction [76.41](#)  
 Maneuver (method)  
   Bracht [72.52](#)  
   Crédé [73.59](#)  
   De Lee (key- in- lock) [72.4](#)  
   Kristeller [72.54](#)  
   Loveset's (extraction of arms in breech birth) [72.52](#)  
   Mauriceau (- Smellie- Veit) [72.52](#)  
   Pinard (total breech extraction) [72.54](#)  
   Prague [72.52](#)  
   Ritgen [73.59](#)  
   Scanzoni (rotation) [72.4](#)  
   Van Hoorn [72.52](#)  
   Wigand- Martin [72.52](#)  
 Manipulation  
   with reduction of fracture or dislocation  
     --see Reduction, fracture and  
     Reduction, dislocation  
   enterostomy stoma (with dilation) [96.24](#)  
   intestine (intra- abdominal) [46.80](#)  
     large [46.82](#)  
     small [46.81](#)  
   joint  
     adhesions [93.26](#)  
     temporomandibular [76.95](#)  
     dislocation --see Reduction, dislocation  
   lacrimal passage (tract) NEC [09.49](#)  
   muscle structures [93.27](#)  
   musculoskeletal(physical therapy) NEC [93.29](#)  
   nasal septum, displaced [21.88](#)  
   osteopathic NEC [93.67](#)  
     for general mobilization (general articulation) [93.61](#)  
     high- velocity, low- amplitude forces (thrusting) [93.62](#)  
     indirect forces [93.65](#)  
     isotonic, isometric forces [93.64](#)  
     low- velocity, high- amplitude forces (springing) [93.63](#)  
     to move tissue fluids [93.66](#)  
   rectum [96.22](#)  
   salivary duct [26.91](#)  
   stomach, intraoperative [44.92](#)  
   temporomandibular joint NEC [76.95](#)  
   ureteral calculus by catheter  
     with removal [56.0](#)  
     without removal [59.8](#)

- Manipulation ---*Cont.*  
 uterus NEC [69.98](#)  
 gravid [75.99](#)  
 inverted  
   manual replacement (following delivery) [75.94](#)  
   surgical --*see* Repair, inverted uterus
- Manometry  
 esophageal [89.32](#)  
 spinal fluid [89.15](#)  
 urinary [89.21](#)
- Manual arts therapy [93.81](#)
- Mapping  
 cardiac (electrophysiologic) [37.27](#)  
   doppler (flow) [88.72](#)  
 electrocardiogram only [89.52](#)
- Marckwald operation (cervical os repair) [67.59](#)
- Marshall-Marchetti (-Krantz) operation (retropubic urethral suspension) [59.5](#)
- Marsupialization --*see also* Destruction, lesion, by site  
 cyst  
   Bartholin's [71.23](#)  
   brain [01.59](#)  
   cervical (nabothian) [67.31](#)  
   dental [24.4](#)  
   dentigerous [24.4](#)  
   kidney [55.31](#)  
   larynx [30.01](#)  
   liver [50.21](#)  
   ovary [65.21](#)  
     laparoscopic [65.23](#)  
   pancreas [52.3](#)  
   pilonidal (open excision) (with partial closure) [86.21](#)  
   salivary gland [26.21](#)  
   spinal (intraspinal) (meninges) [03.4](#)  
   spleen, splenic [41.41](#)
- lesion  
   brain [01.59](#)  
   cerebral [01.59](#)  
   liver [50.21](#)  
 pilonidal cyst or sinus (open excision) (with partial closure) [86.21](#)  
 pseudocyst, pancreas [52.3](#)  
 ranula, salivary gland [26.21](#)
- Massage  
 cardiac (external) (manual) (closed) [99.63](#)  
   open [37.91](#)  
 prostatic [99.94](#)  
 rectal (for levator spasm) [99.93](#)
- MAST (military anti-shock trousers) [93.58](#)
- Mastectomy (complete) (prophylactic) (simple) (unilateral) [85.41](#)  
 with  
   excision of regional lymph nodes [85.43](#)  
   bilateral [85.44](#)
- Mastectomy - with ---*Cont.*  
   preservation of skin and nipple [85.34](#)  
     with synchronous implant [85.33](#)  
     bilateral [85.36](#)  
     with synchronous implant [85.35](#)  
 bilateral [85.42](#)  
 extended  
   radical (Urban) (unilateral) [85.47](#)  
     bilateral [85.48](#)  
   simple (with regional lymphadenectomy) (unilateral) [85.43](#)  
     bilateral [85.44](#)  
 modified radical (unilateral) [85.43](#)  
   bilateral [85.44](#)  
 partial [85.23](#)  
 radical (Halsted) (Meyer) (unilateral) [85.45](#)  
   bilateral [85.46](#)  
   extended (Urban) (unilateral) [85.47](#)  
     bilateral [85.48](#)  
   modified (unilateral) [85.43](#)  
     bilateral [85.44](#)  
 subcutaneous [85.34](#)  
   with synchronous implant [85.33](#)  
     bilateral [85.36](#)  
     with synchronous implant [85.35](#)  
 subtotal [85.23](#)
- Masters' stress test (two-step) [89.42](#)
- Mastoidectomy (cortical)(conservative) [20.49](#)  
 complete (simple) [20.41](#)  
 modified radical [20.49](#)  
 radical [20.42](#)  
   modified [20.49](#)  
   simple (complete) [20.41](#)
- Mastoidotomy [20.21](#)
- Mastoidotomypanectomy [20.42](#)
- Mastopexy [85.6](#)
- Mastoplasty --*see* Mammoplasty
- Mastorrhaphy [85.81](#)
- Mastotomy [85.0](#)
- Matas operation (aneurysmorrhaphy) [39.52](#)
- Mayo operation  
   bunionectomy [77.59](#)  
   herniorrhaphy  
     laparoscopic [53.43](#)  
     with graft or prosthesis [53.42](#)  
     other and open with graft or prosthesis [53.41](#)  
     other open [53.49](#)  
   vaginal hysterectomy [68.59](#)  
     laparoscopically assisted (LAVH) [68.51](#)
- Mazet operation (knee disarticulation) [84.16](#)
- McBride operation (bunionectomy with soft tissue correction) [77.53](#)
- McBurney operation --*see* Repair, hernia, inguinal
- McCall operation (enterocele repair) [70.92](#)
- McCauley operation (release of clubfoot) [83.84](#)
- McDonald operation (encirclement suture, cervix) [67.59](#)

- McIndoe operation (vaginal construction) [70.61](#)  
 with graft or prosthesis [70.63](#)
- McKeever operation (fusion of first metatarsophalangeal joint for hallux valgus repair) [77.52](#)
- McKissock operation (breast reduction) [85.33](#)
- McReynolds operation (transposition of pterygium) [11.31](#)
- McVay operation  
 femoral hernia --see Repair, hernia, femoral  
 inguinal hernia --see Repair, hernia, inguinal
- Measurement  
 airway resistance [89.38](#)  
 anatomic NEC [89.39](#)  
 arterial blood gases [89.65](#)  
 basal metabolic rate (BMR) [89.39](#)  
 blood gases  
     arterial [89.65](#)  
     continuous intra-arterial [89.60](#)  
     venous [89.66](#)  
 body [93.07](#)  
 cardiac output (by)  
     Fick method [89.67](#)  
     indicator dilution technique [89.68](#)  
     oxygen consumption technique [89.67](#)  
     thermodilution indicator [89.68](#)  
 cardiovascular NEC [89.59](#)  
 central venous pressure [89.62](#)  
 coronary blood flow [89.69](#)  
     fractional flow reserve (FFR) [00.59](#)  
     intra-vascular pressure measurement [00.59](#)  
 gastric function NEC [89.39](#)  
 girth [93.07](#)  
 intelligence [94.01](#)  
 intracranial pressure [01.10](#)  
 intraocular tension or pressure [89.11](#)  
     as part of extended ophthalmologic work-up [95.03](#)  
 intrauterine pressure [75.35](#)  
 intravascular pressure [00.69](#)  
     coronary [00.59](#)  
     iliac [00.69](#)  
     intra-abdominal [00.69](#)  
     intrathoracic [00.67](#)  
         aorta [00.67](#)  
         aortic arch [00.67](#)  
         carotid [00.67](#)  
     mesenteric [00.69](#)  
     peripheral [00.68](#)  
     renal [00.69](#)  
 limb length [93.06](#)  
 lung volume [89.37](#)  
 mixed venous blood gases [89.66](#)  
 physiologic NEC [89.39](#)  
 portovenous pressure [89.62](#)  
 pulmonary airway flow, endoscopic [33.72](#)
- Measurement ---Cont.  
 range of motion [93.05](#)  
 renal clearance [89.29](#)  
 respiratory NEC [89.38](#)  
 skin fold thickness [93.07](#)  
 skull circumference [93.07](#)  
 sphincter of Oddi pressure [51.15](#)  
 systemic arterial  
     blood gases [89.65](#)  
     continuous intra-arterial [89.60](#)  
     pressure [89.61](#)  
     urine (bioassay) (chemistry) [89.29](#)  
     vascular [89.59](#)  
     venous blood gases [89.66](#)  
     vital capacity (pulmonary) [89.37](#)
- Meatoplasty  
 ear [18.6](#)  
 urethra [58.47](#)
- Meatotomy  
 ureter [56.1](#)  
 urethra [58.1](#)  
     internal [58.5](#)
- Mechanical ventilation --see Ventilation
- Mediastinectomy [34.3](#)
- Mediastinoscopy [34.22](#)
- Mediastinotomy (Chamberlain procedure) [34.1](#)  
 with pneumonectomy [32.59](#)  
     thoracoscopic [32.50](#)
- Meloplasty, facial [86.82](#)
- Meningeorrhaphy (cerebral) [02.12](#)  
 spinal NEC [03.59](#)  
 for  
     meningocele [03.51](#)  
     myelomeningocele [03.52](#)
- Meniscectomy (knee) NEC [80.6](#)  
 acromioclavicular [80.91](#)  
 sternoclavicular [80.91](#)  
 temporomandibular (joint) [76.5](#)  
 wrist [80.93](#)
- Menstrual extraction or regulation [69.6](#)
- Mentoplasty (augmentation) (with graft) (with implant) [76.68](#)  
 reduction [76.67](#)
- Mesenterectomy [54.4](#)
- Mesenterioplexy [54.75](#)
- Mesenteriplication [54.75](#)
- Mesocoloplication [54.75](#)
- Mesopexy [54.75](#)
- Metatarsectomy [77.98](#)
- Metroplasty [69.49](#)
- Mid forceps delivery [72.29](#)
- Mikulicz operation (exteriorization of intestine) (first stage) [46.03](#)  
 second stage [46.04](#)
- Miles operation (proctectomy), NOS [48.50](#)  
 laparoscopic [48.51](#)  
 open [48.52](#)  
 other [48.59](#)
- Military anti-shock trousers (MAST) [93.58](#)



- Millard operation (cheiloplasty) [27.54](#)
- Miller operation
- midtarsal arthrodesis [81.14](#)
  - urethrovessical suspension [59.4](#)
- Millin-Read operation (urethrovessical suspension) [59.4](#)
- Mist therapy [93.94](#)
- Mitchell operation (hallux valgus repair) [77.51](#)
- Mobilization
- joint NEC [93.16](#)
  - mandible [76.95](#)
  - neostrophingic (mitral valve) [35.12](#)
  - spine [93.15](#)
  - stapes (transcraural) [19.0](#)
  - testis in scrotum [62.5](#)
- Mohs operation (chemosurgical excision of skin) [86.24](#)
- Molegraphy [87.81](#)
- Monitoring
- BIS (bispectral index) monitoring [00.94](#) [ [89.14](#) ]
  - brain temperature [01.17](#)
  - cardiac output (by)
    - ambulatory (ACM) [89.50](#)
    - electrographic [89.54](#)
      - during surgery --omit code
    - Fick method [89.67](#)
    - Holter- type device [89.50](#)
    - indicator dilution technique [89.68](#)
    - intracardiac or great vessel hemodynamic sensor (lead) [00.56](#)
      - subcutaneous device [00.57](#)
    - oxygen consumption technique [89.67](#)
    - specified technique NEC [89.68](#)
    - telemetry (cardiac) [89.54](#)
    - thermodilution indicator [89.68](#)
    - transesophageal (Doppler)
      - (ultrasound) [89.68](#)
  - central venous pressure [89.62](#)
  - circulatory NEC [89.69](#)
  - continuous intra- arterial blood gas [89.60](#)
  - coronary blood flow (coincidence counting technique) [89.69](#)
  - fractional flow reserve (FFR) [00.59](#)
  - intravascular pressure measurement [00.59](#)
  - electroencephalographic [89.19](#)
    - radio- telemetered [89.19](#)
    - video [89.19](#)
  - fetus (fetal heart)
    - antepartum
      - nonstress (fetal activity acceleration determinations) [75.34](#)
      - oxytocin challenge (contraction stress test) [75.35](#)
      - ultrasonography (early pregnancy)
        - (Doppler) [88.78](#)
    - Monitoring - fetus ---Cont.
      - intrapartum (during labor)
        - (extrauterine) (external) [75.34](#)
        - auscultatory (stethoscopy) --omit code
        - internal (with contraction measurements) (ECG) [75.32](#)
        - intrauterine (direct) (ECG) [75.32](#)
        - phonocardiographic (extrauterine) [75.34](#)
        - pulsed ultrasound (Doppler) [88.78](#)
        - transcervical fetal oxygen saturation monitoring [75.38](#)
        - transcervical fetal SpO<sub>2</sub> monitoring [75.38](#)
      - Holter- type device (cardiac) [89.50](#)
      - IAEMT (intraoperative anesthetic effect monitoring and titration) [00.94](#) [ [89.14](#) ]
      - intra- aneurysm sac pressure [00.58](#)
      - intracranial oxygen [01.16](#)
      - intracranial pressure [01.10](#)
      - intraoperative anesthetic effect monitoring and titration (IAEMT) [00.94](#) [ [89.14](#) ]
      - intravascular pressure [00.69](#)
        - coronary [00.59](#)
        - iliac [00.69](#)
        - intra- abdominal [00.69](#)
        - intrathoracic [00.67](#)
          - aorta [00.67](#)
          - aortic arch [00.67](#)
          - carotid [00.67](#)
          - mesenteric [00.69](#)
          - peripheral [00.68](#)
          - renal [00.69](#)
      - neurophysiologic
        - intra- operative [00.94](#)
      - partial pressure of brain oxygen (PbtO<sub>2</sub>) [01.16](#)
      - pulmonary artery
        - pressure [89.63](#)
          - wedge [89.64](#)
      - sleep (recording) --see categories [89.17- 89.18](#)
      - systemic arterial pressure [89.61](#)
        - intra- aneurysm sac pressure [00.58](#)
      - telemetry (cardiac) [89.54](#)
      - transesophageal cardiac output (Doppler) [89.68](#)
      - ventricular pressure (cardiac) [89.62](#)
    - Moore operation (arthroplasty) [81.52](#)
    - Moschowitz
      - enterocele repair [70.92](#)
        - with graft or prosthesis [70.93](#)
      - herniorrhaphy --see Repair, hernia, femoral
      - sigmoidopexy [46.63](#)
    - Mountain resort sanitarium [93.98](#)
    - Mouth- to- mouth resuscitation [93.93](#)
    - Moxibustion [93.35](#)
    - MRI --see Imaging, magnetic resonance
    - Muller operation (banding of pulmonary artery) [38.85](#)
    - Multiple sleep latency test (MSLT) [89.18](#)

- Mumford operation (partial claviclectomy) [77.81](#)
- Musculoplasty --see also Repair, muscle [83.87](#)  
hand --see also Repair, muscle, hand [82.89](#)
- Music therapy [93.84](#)
- Mustard operation (interatrial transposition of venous return) [35.91](#)
- Myectomy [83.45](#)  
anorectal [48.92](#)  
eye muscle [15.13](#)  
multiple [15.3](#)  
for graft [83.43](#)  
hand [82.34](#)  
hand [82.36](#)  
for graft [82.34](#)  
levator palpebrae [08.33](#)  
rectal [48.92](#)
- Myelogram, myelography (air) (gas) [87.21](#)  
posterior fossa [87.02](#)
- Myelotomy  
spine, spinal (cord) (tract) (one- stage) (two- stage) [03.29](#)  
percutaneous [03.21](#)
- Myocardectomy (infarcted area) [37.33](#)
- Myocardiotomy [37.11](#)
- Myoclasia [83.99](#)  
hand [82.99](#)
- Myomectomy (uterine) [68.29](#)  
broad ligament [69.19](#)
- Myoplasty --see also Repair, muscle [83.87](#)  
hand --see also Repair, muscle, hand [82.89](#)  
mastoid [19.9](#)
- Myorrhaphy [83.65](#)  
hand [82.46](#)
- Myosuture [83.65](#)  
hand [82.46](#)
- Myotaxis [93.27](#)
- Myotenontoplasty --see also Repair, tendon [83.88](#)  
hand [82.86](#)
- Myotenoplasty --see also Repair, tendon [83.88](#)  
hand [82.86](#)
- Myotenyotomy [83.13](#)  
hand [82.11](#)
- Myotomy [83.02](#)  
with division [83.19](#)  
hand [82.19](#)  
colon NEC [46.92](#)  
sigmoid [46.91](#)  
cricopharyngeal [29.31](#)  
that for pharyngeal (pharyngoesophageal) diverticulectomy [29.32](#)  
esophagus [42.7](#)  
eye (oblique) (rectus) [15.21](#)  
multiple (two or more muscles) [15.4](#)  
hand [82.02](#)  
with division [82.19](#)  
levator palpebrae [08.38](#)  
sigmoid (colon) [46.91](#)
- Myringectomy [20.59](#)
- Myringodectomy [20.59](#)
- Myringomalleolabyrinthopexy [19.52](#)
- Myringoplasty (epitympanic, type I) (by cauterization) (by graft) [19.4](#)  
revision [19.6](#)
- Myringostapediopexy [19.53](#)
- Myringostomy [20.01](#)
- Myringotomy (with aspiration) (with drainage) [20.09](#)  
with insertion of tube or drainage device (button) (grommet) [20.01](#)

## N

- Nailing, intramedullary  
with fracture reduction --see Reduction, fracture with internal fixation  
internal (without fracture reduction) [78.50](#)
- Narcoanalysis [94.21](#)  
Narcosynthesis [94.21](#)  
Narrowing, palpebral fissure [08.51](#)  
Nasopharyngogram [87.09](#)  
contrast [87.06](#)  
Necropsy [89.8](#)  
Needlescopy (fetus) [75.31](#)  
Needling  
Bartholin's gland (cyst) [71.21](#)  
cataract (secondary) [13.64](#)  
fallopian tube [66.91](#)  
hydrocephalic head [73.8](#)  
lens (capsule) [13.2](#)  
pupillary membrane (iris) [12.35](#)  
Nephrectomy (complete) (total) (unilateral) [55.51](#)  
bilateral [55.54](#)  
partial (wedge) [55.4](#)  
remaining or solitary kidney [55.52](#)  
removal transplanted kidney [55.53](#)  
Nephrocolopexy [55.7](#)  
Nephrocystanastomosis NEC [56.73](#)  
Nephrolithotomy [55.01](#)  
Nephrolysis [59.02](#)  
laparoscopic [59.03](#)  
Nephropexy [55.7](#)  
Nephroplasty [55.89](#)  
Nephropyloplasty [55.87](#)  
Nephropyloureterostomy [55.86](#)  
Nephrorrhaphy [55.81](#)  
Nephroscopy [55.21](#)  
Nephrostolithotomy, percutaneous [55.03](#)  
Nephrostomy (with drainage tube) [55.02](#)  
closure [55.82](#)  
percutaneous [55.03](#)  
with fragmentation (ultrasound) [55.04](#)  
Nephrotomogram, nephrotomography NEC [87.72](#)  
Nephrotomy [55.01](#)  
Nephroureterectomy (with bladder cuff) [55.51](#)  
Nephroureterocystectomy [55.51](#) [[57.79](#)]  
Nerve block (cranial) (peripheral) NEC  
--see also Block, by site [04.81](#)  
Neurectasis (cranial) (peripheral) [04.91](#)  
Neurectomy (cranial) (infraorbital) (occipital) (peripheral) (spinal) NEC [04.07](#)  
gastric (vagus)--see also Vagotomy [44.00](#)  
opticociliary [12.79](#)  
paracervical [05.22](#)
- Neurectomy ---Cont.  
presacral [05.24](#)  
retrogasserian [04.07](#)  
sympathetic --see Sympathectomy  
trigeminal [04.07](#)  
tympenic [20.91](#)  
Neurexeresis NEC [04.07](#)  
Neuroablation  
radiofrequency [04.2](#)  
Neuroanastomosis(cranial)(peripheral) NEC [04.74](#)  
accessory- facial [04.72](#)  
accessory- hypoglossal [04.73](#)  
hypoglossal- facial [04.71](#)  
Neurolysis (peripheral nerve) NEC [04.49](#)  
carpal tunnel [04.43](#)  
cranial nerve NEC [04.42](#)  
spinal (cord) (nerve roots) [03.6](#)  
tarsal tunnel [04.44](#)  
trigeminal nerve [04.41](#)  
Neuromonitoring  
intra- operative [00.94](#)  
Neuroplasty (cranial) (peripheral) NEC [04.79](#)  
of old injury (delayed repair) [04.76](#)  
revision [04.75](#)  
Neurorrhaphy (cranial) (peripheral) [04.3](#)  
Neurotomy(cranial)(peripheral)(spinal) NEC [04.04](#)  
acoustic [04.01](#)  
glossopharyngeal [29.92](#)  
lacrimal branch [05.0](#)  
retrogasserian [04.02](#)  
sympathetic [05.0](#)  
vestibular [04.01](#)  
Neurotripsy (peripheral) NEC [04.03](#)  
trigeminal [04.02](#)  
Nicola operation (tenodesis for recurrent dislocation of shoulder) [81.82](#)  
Nimodipine, infusion [99.75](#)  
NIPS (non- invasive programmed electrical stimulation) [37.20](#)  
Nissen operation (fundoplication of stomach) [44.66](#)  
laparoscopic [44.67](#)  
Noble operation(plication of small intestine) [46.62](#)  
Norman Miller operation (vaginopexy) [70.77](#)  
with graft or prosthesis [70.78](#)  
Norton operation (extraperitoneal cesarean section) [74.2](#)  
Nuclear magnetic resonance imaging  
--see Imaging, magnetic resonance  
Nutrition, concentrated substances  
enteral infusion (of) [96.6](#)  
parenteral, (total) [99.15](#)  
peripheral parenteral [99.15](#)



- Ober (-Yount) operation (gluteal- iliotibial fasciotomy) [83.14](#)
- Obliteration
- bone cavity --see also Osteoplasty [78.40](#)
  - calyceal diverticulum [55.39](#)
  - canaliculi [09.6](#)
  - cerebrospinal fistula [02.12](#)
  - cul- de- sac [70.92](#)
    - with graft or prosthesis [70.93](#)
  - frontal sinus (with fat) [22.42](#)
  - lacrimal punctum [09.91](#)
  - lumbar pseudomeningocele [03.51](#)
  - lymphatic structure(s) (peripheral) [40.9](#)
  - maxillary sinus [22.31](#)
  - meningocele (sacral) [03.51](#)
  - pelvic [68.8](#)
  - pleural cavity [34.6](#)
  - sacral meningocele [03.51](#)
  - Skene's gland [71.3](#)
  - tympanomastoid cavity [19.9](#)
  - vagina, vaginal (partial) (total) [70.4](#)
    - vault [70.8](#)
- Occlusal molds (dental) [89.31](#)
- Occlusion
- artery
    - by embolization- see Embolization, artery
    - by endovascular approach
      - see Embolization, artery
    - by ligation --see Ligation, artery
  - fallopian tube --see Ligation, fallopian tube
  - patent ductus arteriosus (PDA) [38.85](#)
  - vein
    - by embolization --see Embolization, vein
    - by endovascular approach
      - see Embolization, vein
    - by ligation --see Ligation, vein
  - vena cava (surgical) [38.7](#)
- Occupational therapy [93.83](#)
- OCT (optical coherence tomography) (intravascular imaging)
- coronary vessel(s) [38.24](#)
  - non- coronary vessel(s) [38.25](#)
- O'Donoghue operation (triad knee repair) [81.43](#)
- Odontectomy NEC --see also Removal, tooth, surgical [23.19](#)
- Oleothorax [33.39](#)
- Olshausen operation (uterine suspension)[69.22](#)
- Omentectomy [54.4](#)
- Omentofixation [54.74](#)
- Omentopexy [54.74](#)
- Omentoplasty [54.74](#)
- Omentorrhaphy [54.74](#)
- Omentotomy [54.19](#)
- Omphalectomy [54.3](#)
- Onychectomy [86.23](#)
- Onychoplasty [86.86](#)
- Onychotomy [86.09](#)
  - with drainage [86.04](#)
- Oophorectomy (unilateral) [65.39](#)
  - with salpingectomy [65.49](#)
    - laparoscopic [65.41](#)
  - bilateral (same operative episode) [65.51](#)
    - laparoscopic [65.53](#)
      - with salpingectomy [65.61](#)
        - laparoscopic [65.63](#)
    - laparoscopic [65.31](#)
  - partial [65.29](#)
    - laparoscopic [65.25](#)
      - wedge [65.22](#)
        - that by laparoscope [65.24](#)
  - remaining ovary [65.52](#)
    - laparoscopic [65.54](#)
      - with tube [65.62](#)
        - laparoscopic [65.64](#)
- Oophorocystectomy [65.29](#)
  - laparoscopic [65.25](#)
- Oophoropexy [65.79](#)
- Oophoroplasty [65.79](#)
- Oophororrhaphy [65.71](#)
  - laparoscopic [65.74](#)
- Oophorostomy [65.09](#)
  - laparoscopic [65.01](#)
- Oophorotomy [65.09](#)
  - laparoscopic [65.01](#)
- Opening
- bony labyrinth (ear) [20.79](#)
  - cranial suture [02.01](#)
  - heart valve
    - closed heart technique
      - see Valvulotomy, by site
    - open heart technique
      - see Valvuloplasty, by site
  - spinal dura [03.09](#)
- Operation
- Abbe
  - construction of vagina [70.61](#)
    - with graft or prosthesis [70.63](#)
  - intestinal anastomosis
    - see Anastomosis, intestine
  - abdominal (region) NEC [54.99](#)
  - abdominoperineal NOS [48.50](#)
    - laparoscopic [48.51](#)
    - open [48.52](#)
    - other [48.59](#)
- Aburel (intra- amniotic injection for abortion) [75.0](#)
- Adams
  - advancement of round ligament [69.22](#)
  - crushing of nasal septum [21.88](#)
  - excision of palmar fascia [82.35](#)
  - adenoids NEC [28.99](#)

## Operation ---Cont.

adrenal (gland) (nerve) (vessel) NEC [07.49](#)  
 Albee  
   bone peg, femoral neck [78.05](#)  
   graft for slipping patella [78.06](#)  
   sliding inlay graft, tibia [78.07](#)  
 Albert (arthrodesis, knee) [81.22](#)  
 Aldridge (- Studdiford) (urethral sling) [59.5](#)  
 Alexander  
   prostatectomy  
   perineal [60.62](#)  
   suprapubic [60.3](#)  
   shortening of round ligaments of uterus  
     [69.22](#)  
 Alexander- Adams (shortening of round  
 ligaments of uterus) [69.22](#)  
 Almoor (extrapetrosal drainage) [20.22](#)  
 Altemeier (perineal rectal pull-through) [48.49](#)  
 Ammon (dacryocystotomy) [09.53](#)  
 Anderson (tibial lengthening) [78.37](#)  
 Anel (dilation of lacrimal duct) [09.42](#)  
 anterior chamber (eye) NEC [12.99](#)  
 anti- incontinence NEC [59.79](#)  
 antrum window (nasal sinus) [22.2](#)  
   with Caldwell- Luc approach [22.39](#)  
 anus NEC [49.99](#)  
 aortic body NEC [39.8](#)  
 aorticopulmonary window [39.59](#)  
 appendix NEC [47.99](#)  
 Arslan (fenestration of inner ear) [20.61](#)  
 artery NEC [39.99](#)  
 Asai (larynx) [31.75](#)  
 Baffes (interatrial transposition of venous  
 return) [35.91](#)  
 Baldy- Webster (uterine suspension) [69.22](#)  
 Ball  
   herniorrhaphy--see Repair, hernia, inguinal  
   undercutting [49.02](#)  
 Bankhart (capsular repair into glenoid, for  
 shoulder dislocation) [81.82](#)  
 Bardenheuer (ligation of innominate artery)  
[38.85](#)  
 Barkan (goniotomy) [12.52](#)  
   with gonipuncture [12.53](#)  
 Barr (transfer of tibialis posterior tendon)  
[83.75](#)  
 Barsky (closure of cleft hand) [82.82](#)  
 Bassett (vulvectomy with inguinal lymph  
 node dissection) [71.5](#) [40.3](#)  
 Bassini (herniorrhaphy) --see Repair, hernia,  
 inguinal  
 Batch- Spittler- McFaddin (knee disarticulation)  
[84.16](#)  
 Batista (partial ventriculectomy)(ventricular  
 reduction)(ventricular remodeling) [37.35](#)  
 Beck I (epicardial poudrage) [36.39](#)  
 Beck II (aorta- coronary sinus shunt) [36.39](#)  
 Beck- Jianu (permanent gastrostomy) [43.19](#)

## Operation ---Cont.

Bell- Beuttner (subtotal abdominal  
 hysterectomy) [68.39](#)  
 Belsey (esophagogastric sphincter) [44.65](#)  
 Benenenti (rotation of bulbous urethra)  
[58.49](#)  
 Berke (levator resection eyelid) [08.33](#)  
 Biesenberger (size reduction of breast,  
 bilateral) [85.32](#)  
   unilateral [85.31](#)  
 Bigelow (litholapaxy) [57.0](#)  
 biliary (duct) (tract) NEC [51.99](#)  
 Billroth I (partial gastrectomy with  
 gastroduodenostomy) [43.6](#)  
 Billroth II (partial gastrectomy with  
 gastrojejunostomy) [43.7](#)  
 Binnie (hepatopexy) [50.69](#)  
 Bischoff (ureteroneocystostomy) [56.74](#)  
 bisection hysterectomy [68.39](#)  
   laparoscopic [68.31](#)  
 Bischoff (spinal myelotomy) [03.29](#)  
 bladder NEC [57.99](#)  
   flap [56.74](#)  
 Blalock (systemic- pulmonary anastomosis)  
[39.0](#)  
 Blalock- Hanlon (creation of atrial septal  
 defect) [35.42](#)  
 Blalock- Tauszig (subclavian- pulmonary  
 anastomosis) [39.0](#)  
 Blascovic (resection and advancement of  
 levator palpebrae superioris) [08.33](#)  
 blood vessel NEC [39.99](#)  
 Blount  
   femoral shortening(with blade plate) [78.25](#)  
   by epiphyseal stapling [78.25](#)  
 Boari (bladder flap) [56.74](#)  
 Bobb (cholelithotomy) [51.04](#)  
 bone NEC --see category [78.4](#)  
   facial [76.99](#)  
   injury NEC --see category [79.9](#)  
   marrow NEC [41.98](#)  
   skull NEC [02.99](#)  
 Bonney (abdominal hysterectomy) [68.49](#)  
   laparoscopic [68.41](#)  
 Borthen (iridotaxis) [12.63](#)  
 Bost  
   plantar dissection [80.48](#)  
   radiocarpal fusion [81.26](#)  
 Bosworth  
   arthroplasty for acromioclavicular  
   separation [81.83](#)  
   fusion of posterior lumbar spine [81.08](#)  
   for pseudarthrosis [81.38](#)  
   resection of radial head ligaments  
   (for tennis elbow) [80.92](#)  
   shelf procedure, hip [81.40](#)  
 Bottle (repair of hydrocele of tunica  
 vaginalis) [61.2](#)  
 Boyd (hip disarticulation) [84.18](#)

Operation ---*Cont.*

brain NEC [02.99](#)  
 Brauer (cardiolysis) [37.10](#)  
 breast NEC [85.99](#)  
 Bricker (ileoureterostomy) [56.51](#)  
 Bristow (repair of shoulder dislocation) [81.82](#)  
 Brock (pulmonary valvulotomy) [35.03](#)  
 Brockman (soft tissue release for clubfoot)  
[83.84](#)  
 bronchus NEC [33.98](#)  
 Browne (- Denis)(hypospadias repair) [58.45](#)  
 Brunshwig (temporary gastrostomy) [43.19](#)  
 buccal cavity NEC [27.99](#)  
 Bunnell (tendon transfer) [82.56](#)  
 Burch procedure (retropubic urethral  
 suspension for urinary stress  
 incontinence) [59.5](#)  
 Burgess (amputation of ankle) [84.14](#)  
 bursa NEC [83.99](#)  
 hand [82.99](#)  
 bypass --*see* Bypass  
 Caldwell (sulcus extension) [24.91](#)  
 Caldwell- Luc (maxillary sinusotomy) [22.39](#)  
 with removal of membrane lining [22.31](#)  
 Callander (knee disarticulation) [84.16](#)  
 Campbell  
 bone block, ankle [81.11](#)  
 fasciotomy (iliac crest) [83.14](#)  
 reconstruction of anterior cruciate  
 ligaments [81.45](#)  
 canthus NEC [08.99](#)  
 cardiac NEC [37.99](#)  
 septum NEC [35.98](#)  
 valve NEC [35.99](#)  
 carotid body or gland NEC [39.8](#)  
 Carroll and Taber (arthroplasty proximal  
 interphalangeal joint) [81.72](#)  
 Cattell (herniorrhaphy) [53.51](#)  
 Cecil (urethral reconstruction) [58.46](#)  
 cecum NEC [46.99](#)  
 cerebral (meninges) NEC [02.99](#)  
 cervix NEC [69.99](#)  
 Chandler (hip fusion) [81.21](#)  
 Charles (correction of lymphedema) [40.9](#)  
 Charnley (compression arthrodesis)  
 ankle [81.11](#)  
 hip [81.21](#)  
 knee [81.22](#)  
 Cheattle- Henry --*see* Repair, hernia, femoral  
 chest cavity NEC [34.99](#)  
 Chevalier-Jackson (partial laryngectomy) [30.29](#)  
 Child (radical subtotal pancreatectomy) [52.53](#)  
 Chopart (midtarsal amputation) [84.12](#)  
 chordae tendineae NEC [35.32](#)  
 choroid NEC [14.9](#)  
 ciliary body NEC [12.98](#)  
 cisterna chyli NEC [40.69](#)  
 Clagett (closure of chest wall following  
 open flap drainage) [34.72](#)

Operation ---*Cont.*

Clayton (resection of metatarsal heads  
 and bases of phalanges) [77.88](#)  
 clitoris NEC [71.4](#)  
 cocked hat (metacarpal lengthening and  
 transfer of local flap) [82.69](#)  
 Cockett (varicose vein)  
 lower limb [38.59](#)  
 upper limb [38.53](#)  
 Cody tack (perforation of footplate) [19.0](#)  
 Coffey (uterine suspension) (Meigs'  
 modification) [69.22](#)  
 Cole (anterior tarsal wedge osteotomy)  
[77.28](#)  
 Collis- Nissen (hiatal hernia repair) [53.80](#)  
 colon NEC [46.99](#)  
 Colonna  
 adductor tenotomy (first stage) [83.12](#)  
 hip arthroplasty (second stage) [81.40](#)  
 reconstruction of hip (second stage)  
[81.40](#)  
 commando (radical glossectomy) [25.4](#)  
 conjunctiva NEC [83.12](#)  
 destructive NEC [10.33](#)  
 cornea NEC [11.99](#)  
 Coventry (tibial wedge osteotomy) [77.27](#)  
 Cox- maze procedure (ablation or  
 destruction of heart tissue) --*see*  
 maze procedure  
 Crawford (tarso- frontalis sling of eyelid)  
[08.32](#)  
 cul- de- sac NEC [70.92](#)  
 Culp- Deweed (spiral flap pyeloplasty)  
[55.87](#)  
 Culp- Scardino (ureteral flap pyeloplasty)  
[55.87](#)  
 Curtis (interphalangeal joint arthroplasty)  
[81.72](#)  
 cystocele NEC [70.51](#)  
 Dahlman (excision of esophageal  
 diverticulum) [42.31](#)  
 Dana (posterior rhizotomy) [03.1](#)  
 Danforth (fetal) [73.8](#)  
 Darrach (ulnar resection) [77.83](#)  
 Davis (intubated ureterotomy) [56.2](#)  
 de Grandmont (tarsectomy) [08.35](#)  
 Delorme  
 pericardiectomy [37.31](#)  
 proctopexy [48.76](#)  
 repair of prolapsed rectum [48.76](#)  
 thoracoplasty [33.34](#)  
 Denker (radical maxillary antrotomy)  
[22.31](#)  
 Dennis- Varco (herniorrhaphy)  
 --*see* Repair, hernia, femoral  
 Denonvillier (limited rhinoplasty) [21.86](#)  
 dental NEC [24.99](#)  
 orthodontic NEC [24.8](#)  
 Derlacki (tympanoplasty) [19.4](#)

## Operation ---Cont.

diaphragm NEC [34.89](#)  
 Dickson (fascial transplant) [83.82](#)  
 Dickson- Diveley (tendon transfer and arthrodesis to correct claw toe) [77.57](#)  
 Dieffenbach (hip disarticulation) [84.18](#)  
 digestive tract NEC [46.99](#)  
 Doleris (shortening of round ligaments) [69.22](#)  
 D'Ombrain (excision of pterygium with corneal graft) [11.32](#)  
 Dorrance (push- back operation for cleft palate) [27.62](#)  
 Dotter (transluminal angioplasty) [39.59](#)  
 Douglas (suture of tongue to lip for micrognathia) [25.59](#)  
 Doyle (paracervical uterine denervation) [69.3](#)  
 Dühamel (abdominoperineal pull-through) [48.65](#)  
 Duhrssen (vaginofixation of uterus) [69.22](#)  
 Dunn (triple arthrodesis) [81.12](#)  
 duodenum NEC [46.99](#)  
 Dupuytren  
   fasciectomy [82.35](#)  
   fasciotomy [82.12](#)  
     with excision [82.35](#)  
   shoulder disarticulation [84.08](#)  
 Durham (- Caldwell) (transfer of biceps femoris tendon) [83.75](#)  
 DuToit and Roux (staple capsulorrhaphy of shoulder) [81.82](#)  
 DuVries (tenoplasty) [83.88](#)  
 Dwyer  
   fasciotomy [83.14](#)  
   soft tissue release NEC [83.84](#)  
   wedge osteotomy, calcaneus [77.28](#)  
 Eagleton (extrapetrosal drainage) [20.22](#)  
 ear (external) NEC [18.9](#)  
   middle or inner NEC [20.99](#)  
 Eden- Hybinette (glenoid bone block) [78.01](#)  
 Effler (heart) [36.2](#)  
 Eggers  
   tendon release(patellar retinacula) [83.13](#)  
   tendon transfer (biceps femoris tendon) (hamstring tendon) [83.75](#)  
 Elliot(scleral trephination with iridectomy) [12.61](#)  
 Ellis Jones (repair of peroneal tendon) [83.88](#)  
 Ellison (reinforcement of collateral ligament) [81.44](#)  
 Elmslie- Cholmeley(tarsal wedge osteotomy) [77.28](#)  
 Eloesser  
   thoracoplasty [33.34](#)  
   thoracostomy [34.09](#)  
 Emmet (cervix) [67.61](#)  
 endorectal pull-through [48.41](#)  
 epididymis NEC [63.99](#)  
 esophagus NEC [42.99](#)

## Operation ---Cont.

Estes (ovary) [65.72](#)  
   laparoscopic [65.75](#)  
 Estlander (thoracoplasty) [33.34](#)  
 Evans (release of clubfoot) [83.84](#)  
 extraocular muscle NEC [15.9](#)  
   multiple (two or more muscles) [15.4](#)  
     with temporary detachment from globe [15.3](#)  
   revision [15.6](#)  
   single [15.29](#)  
     with temporary detachment from globe [15.19](#)  
 eyeball NEC [16.99](#)  
 eyelid(s) NEC [08.99](#)  
 face NEC [27.99](#)  
 facial bone or joint NEC [76.99](#)  
 fallopian tube NEC [66.99](#)  
 Farabeuf (ischiopubiotomy) [77.39](#)  
 Fasanella- Servatt(blepharoptosis repair) [08.35](#)  
 fascia NEC [83.99](#)  
   hand [82.99](#)  
 female (genital organs) NEC [71.9](#)  
   hysterectomy NEC [68.9](#)  
 fenestration (aorta) [39.54](#)  
 Ferguson (hernia repair) [53.00](#)  
 Fick (perforation of footplate) [19.0](#)  
 filtering (for glaucoma) [12.79](#)  
   with iridectomy [12.65](#)  
 Finney (pyloroplasty) [44.29](#)  
 fistulizing, sclera NEC [12.69](#)  
 Foley (pyeloplasty) [55.87](#)  
 Fontan (creation of conduit between right atrium and pulmonary artery) [35.94](#)  
 Fothergill(- Donald)(uterine suspension) [69.22](#)  
 Fowler  
   arthroplasty of metacarpophalangeal joint [81.72](#)  
   release (mallet finger repair) [82.84](#)  
   tenodesis (hand) [82.85](#)  
   thoracoplasty [33.34](#)  
 Fox (entropion repair with wedge resection) [08.43](#)  
 Franco (suprapubic cystotomy) [57.19](#)  
 Frank (permanent gastrostomy) [43.19](#)  
 Frazier (- Spiller) (subtemporal trigeminal rhizotomy) [04.02](#)  
 Fredet- Ramstedt (pyloromyotomy) (with wedge resection) [43.3](#)  
 Frenckner (intrapetrosal drainage) [20.22](#)  
 Frickman (abdominal proctopexy) [48.75](#)  
 Frommel (shortening of uterosacral ligaments) [69.22](#)

Operation ---*Cont.*

Gabriel (abdominoperineal resection of rectum), NOS [48.50](#)  
 laparoscopic [48.51](#)  
 open [48.52](#)  
 other [48.59](#)  
 gallbladder NEC [51.99](#)  
 ganglia NEC [04.99](#)  
 sympathetic [05.89](#)  
 Gant(wedge osteotomy of trochanter) [77.25](#)  
 Garceau (tibial tendon transfer) [83.75](#)  
 Gardner (spinal meningocele repair) [03.51](#)  
 gastric NEC [44.99](#)  
 Gelman (release of clubfoot) [83.84](#)  
 genital organ NEC  
     female [71.9](#)  
     male [64.99](#)  
 Ghormley (hip fusion) [81.21](#)  
 Giffod  
     destruction of lacrimal sac [09.6](#)  
     keratotomy (delimiting) [11.1](#)  
 Gill  
     arthrodesis of shoulder [81.23](#)  
     laminectomy [03.09](#)  
 Gill-Stein (carporadial arthrodesis) [81.25](#)  
 Gilliam (uterine suspension) [69.22](#)  
 Girdlestone  
     laminectomy with spinal fusion [81.00](#)  
     muscle transfer for claw toe [77.57](#)  
     resection of femoral head and neck (without insertion of joint prosthesis) [77.85](#)  
     with replacement prosthesis  
         --see Implant, joint, hip  
     resection of hip prosthesis [80.05](#)  
     with replacement prosthesis  
         --see Implant, joint, hip  
 Girdlestone- Taylor (muscle transfer for claw toe repair) [77.57](#)  
 glaucoma NEC [12.79](#)  
 Glenn (anastomosis of superior vena cava to right pulmonary artery) [39.21](#)  
 globus pallidus NEC [01.42](#)  
 Goebel- Frangenheim- Stoeckel (urethrovessical suspension) [59.4](#)  
 Goldner (clubfoot release) [80.48](#)  
 Goldthwaite  
     ankle stabilization [81.11](#)  
     patella stabilization [81.44](#)  
     tendon transfer for patella dislocation [81.44](#)  
 Goodall- Power (vagina) [70.4](#)  
 Gordon- Taylor (hindquarter amputation) [84.19](#)  
 Graber- Duvernay (drilling femoral head) [77.15](#)  
 Green (scapulopexy) [78.41](#)  
 Grice (subtalar arthrodesis) [81.13](#)  
 Gritti- Stokes (knee disarticulation) [84.16](#)

Operation ---*Cont.*

Gross (herniorrhaphy)  
     laparoscopic [53.43](#)  
     with graft or prosthesis [53.42](#)  
     other and open with graft or prosthesis [53.41](#)  
     other open [53.49](#)  
 gum NEC [24.39](#)  
 Guyon (amputation of ankle) [84.13](#)  
 Hagner (epididymotomy) [63.92](#)  
 Halsted --see Repair, hernia, inguinal  
 Halsted mastectomy [85.45](#)  
 Hampton (anastomosis small intestine to rectal stump) [45.92](#)  
 hanging hip (muscle release) [83.19](#)  
 harelip [27.54](#)  
 Harrison- Richardson (vaginal suspension) [70.77](#)  
     with graft or prosthesis [70.78](#)  
 Hartmann --see Colectomy, by site  
 Hauser  
     achillototomy [83.11](#)  
     bunionectomy with adductor tendon transfer [77.53](#)  
     stabilization of patella [81.44](#)  
 Heaney (vaginal hysterectomy) [68.59](#)  
     laparoscopically assisted (LAVH) [68.51](#)  
 heart NEC [37.99](#)  
     valve NEC [35.99](#)  
         adjacent structure NEC [35.39](#)  
 Hegar (perineorrhaphy) [71.79](#)  
 Heine (cyclodialysis) [12.55](#)  
 Heineke- Mikulicz (pyloroplasty)  
     --see category [44.2](#)  
 Heller (esophagomyotomy) [42.7](#)  
 Hellström (transplantation of aberrant renal vessel) [39.55](#)  
 hemorrhoids NEC [49.49](#)  
 Henley (jejunal transposition) [43.81](#)  
 hepatic NEC [50.99](#)  
 hernia --see Repair, hernia  
 Hey (amputation of foot) [84.12](#)  
 Hey- Groves (reconstruction of anterior cruciate ligament) [81.45](#)  
 Heyman (soft tissue release for clubfoot) [83.84](#)  
 Heyman- Herndon (- Strong) (correction of metatarsus varus) [80.48](#)  
 Hibbs (lumbar spinal fusion)  
     --see Fusion, lumbar  
 Higgins --see Repair, hernia, femoral  
 Hill- Allison (hiatal hernia repair, transpleural approach) [53.80](#)  
 Hitchcock (anchoring tendon of biceps) [83.88](#)  
 Hofmeister (gastrectomy) [43.7](#)  
 Hoke  
     midtarsal fusion [81.14](#)  
     triple arthrodesis [81.12](#)



## Operation ---Cont.

Holth  
 iridencleisis [12.63](#)  
 sclerectomy [12.65](#)  
 Homan (correction of lymphedema) [40.9](#)  
 Hutch (ureteroneocystostomy) [56.74](#)  
 Hybinette- eden (glenoid bone block) [78.01](#)  
 hymen NEC [70.91](#)  
 hypopharynx NEC [29.99](#)  
 hypophysis NEC [07.79](#)  
 ileal loop [56.51](#)  
 ileum NEC [46.99](#)  
 intestine NEC [46.99](#)  
 iris NEC [12.97](#)  
 inclusion [12.63](#)  
 Irving (tubal ligation) [66.32](#)  
 Irwin --see also Osteotomy [77.30](#)  
 Jaboulay (gastroduodenostomy) [44.39](#)  
 laparoscopic [44.38](#)  
 Janeway (permanent gastrostomy) [43.19](#)  
 Jatene (arterial switch) [35.84](#)  
 jejunum NEC [46.99](#)  
 Johanson (urethral reconstruction) [58.46](#)  
 joint (capsule) (ligament) (structure) NEC  
[81.99](#)  
 facial NEC [76.99](#)  
 Jones  
 claw toe (transfer of extensor hallucis  
 longus tendon) [77.57](#)  
 modified (with arthrodesis) [77.57](#)  
 dacryocystorhinostomy [09.81](#)  
 hammer toe (interphalangeal fusion) [77.56](#)  
 modified (tendon transfer with  
 arthrodesis) [77.57](#)  
 repair of peroneal tendon [83.88](#)  
 Joplin (exostectomy with tendon transfer)  
[77.53](#)  
 Kader (temporary gastrostomy) [43.19](#)  
 Kaufman (for urinary stress incontinence)  
[59.79](#)  
 Kazanjian (buccal vestibular sulcus  
 extension) [24.91](#)  
 Kehr (hepatopexy) [50.69](#)  
 Keller (bunionectomy) [77.59](#)  
 Kelly (- Kennedy)(urethrovesical plication) [59.3](#)  
 Kelly- Stoeckel (urethrovesical plication) [59.3](#)  
 Kerr (cesarean section) [74.1](#)  
 Kessler (arthroplasty, carpometacarpal  
 joint) [81.74](#)  
 Kidner (excision of accessory navicular  
 bone) (with tendon transfer) [77.98](#)  
 kidney NEC [55.99](#)  
 Killian (frontal sinusotomy) [22.41](#)  
 King- Steelquist (hindquarter amputation)  
[84.19](#)  
 Kirk (amputation through thigh) [84.17](#)

## Operation ---Cont.

Kock pouch  
 bowel anastomosis --omit code  
 continent ileostomy [46.22](#)  
 cutaneous uretero- ileostomy [56.51](#)  
 ESWL (electrocorporeal shockwave  
 lithotripsy) [98.51](#)  
 removal, calculus [57.19](#)  
 revision, cutaneous uretero- ileostomy  
[56.52](#)  
 urinary diversion procedure [56.51](#)  
 Kondoleon(correction of lymphedema)  
[40.9](#)  
 Krause (sympathetic denervation) [05.29](#)  
 Kroener (partial salpingectomy) [66.69](#)  
 Kroenlein (lateral orbitotomy) [16.01](#)  
 Kronig (low cervical cesarean section)  
[74.1](#)  
 Krukenberg (reconstruction of  
 below- elbow amputation) [82.89](#)  
 Kuhnt- Szymanowski (ectropion repair  
 with lid reconstruction) [08.44](#)  
 Labbe (gastrostomy) [43.0](#)  
 labia NEC [71.8](#)  
 lacrimal  
 gland [09.3](#)  
 system NEC [09.99](#)  
 Ladd (mobilization of intestine) [54.95](#)  
 Lagrange (iridosclerectomy) [12.65](#)  
 Lambrinudi (triple arthrodesis) [81.12](#)  
 Langenbeck (cleft palate repair) [27.62](#)  
 Lapidus (bunionectomy with metatarsal  
 osteotomy) [77.51](#)  
 Larry (shoulder disarticulation) [84.08](#)  
 larynx NEC [31.98](#)  
 Lash  
 internal cervical os repair [67.59](#)  
 laparoscopic supracerical  
 hysterectomy [68.31](#)  
 Latzko  
 cesarean section, extraperitoneal [74.2](#)  
 colpocleisis [70.8](#)  
 Leadbetter (urethral reconstruction) [58.46](#)  
 Leadbetter- Politano  
 (ureteroneocystostomy) [56.74](#)  
 Le Fort (colpocleisis) [70.8](#)  
 LeMesurier (cleft lip repair) [27.54](#)  
 lens NEC [13.90](#)  
 Leriche (periarterial sympathectomy) [05.25](#)  
 levator muscle sling  
 eyelid ptosis repair [08.33](#)  
 urethrovesical suspension [59.71](#)  
 urinary stress incontinence [59.71](#)  
 lid suture (blepharoptosis) [08.31](#)  
 ligament NEC [81.99](#)  
 broad NEC [69.98](#)  
 round NEC [69.98](#)  
 uterine NEC [69.98](#)  
 Lindholm (repair of ruptured tendon) [83.88](#)

Operation ---*Cont.*

Linton (varicose vein) [38.59](#)  
 lip NEC [27.99](#)  
 Lisfranc  
     foot amputation [84.12](#)  
     shoulder disarticulation [84.08](#)  
 Littlewood (forequarter amputation) [84.09](#)  
     liver NEC [50.99](#)  
 Lloyd- Davies (abdominoperineal resection), NOS [48.50](#)  
     laparoscopic [48.51](#)  
     open [48.52](#)  
     other [48.59](#)  
 Longmire (bile duct anastomosis) [51.39](#)  
 Lord  
     dilation of anal canal for hemorrhoids [49.49](#)  
     hemorrhoidectomy [49.49](#)  
     orchidopexy [62.5](#)  
 Lucas and Murray (knee arthrodesis with plate) [81.22](#)  
 lung NEC [33.99](#)  
 Lung volume reduction [32.22](#)  
     biologic lung volume reduction (BLVR) --see category [33.7](#)  
 lymphatic structure(s) NEC [40.9](#)  
     duct, left (thoracic) NEC [40.69](#)  
 Madlener (tubal ligation) [66.31](#)  
 Magnuson (- Stack) (arthroplasty for recurrent shoulder dislocation) [81.82](#)  
 male genital organs NEC [64.99](#)  
 Manchester (- Donald) (- Fothergill) (uterine suspension) [69.22](#)  
 mandible NEC [76.99](#)  
     orthognathic [76.64](#)  
 Marckwald (cervical os repair) [67.59](#)  
 Marshall- Marchetti (- Krantz) (retropubic urethral suspension) [59.5](#)  
 Matas (aneurysmorrhaphy) [39.52](#)  
 Mayo  
     bunionectomy [77.59](#)  
     herniorrhaphy  
         laparoscopic [53.43](#)  
         with graft or prosthesis [53.42](#)  
     other and open with graft or prosthesis [53.41](#)  
     other open [53.49](#)  
     vaginal hysterectomy [68.59](#)  
         laparoscopically assisted(LAVH) [68.51](#)  
 maze procedure (ablation or destruction of heart tissue)  
     by incision (open) [37.33](#)  
     by peripherally inserted catheter [37.34](#)  
     endovascular approach [37.34](#)  
     trans- thoracic approach [37.33](#)  
 Mazet (knee disarticulation) [84.16](#)  
 McBride (bunionectomy with soft tissue correction) [77.53](#)  
 McBurney --see Repair, hernia, inguinal

Operation ---*Cont.*

McCall (enterocele repair) [70.92](#)  
     with graft or prosthesis [70.93](#)  
 McCauley (release of clubfoot) [83.84](#)  
 McDonald (encirclement suture, cervix) [67.59](#)  
 McIndoe (vaginal constriction) [70.61](#)  
     with graft or prosthesis [70.63](#)  
 McKeever (fusion of first metatarsophalangeal joint for hallux valgus repair) [77.52](#)  
 McKissock (breast reduction) [85.33](#)  
 McReynolds (transposition of pterygium) [11.31](#)  
 McVay  
     femoral hernia  
         --see Repair, hernia, femoral  
     inguinal hernia  
         --see Repair, hernia, inguinal  
     meninges (spinal) NEC [03.99](#)  
     cerebral NEC [02.99](#)  
     mesentery NEC [54.99](#)  
 Mikulicz (exteriorization of intestine) (first stage) [46.03](#)  
     second stage [46.04](#)  
 Miles (complete proctectomy), NOS [48.50](#)  
     laparoscopic [48.51](#)  
     open [48.52](#)  
     other [48.59](#)  
 Millard (cheiloplasty) [27.54](#)  
 Miller  
     midtarsal arthrodesis [81.14](#)  
     urethrovesical suspension [59.4](#)  
 Millin- Read (urethrovesical suspension) [59.4](#)  
 Mitchell (hallux valgus repair) [77.51](#)  
 Mohs (chemosurgical excision of skin) [86.24](#)  
 Moore (arthroplasty) [81.52](#)  
 Moschowitz  
     enterocele repair [70.92](#)  
     with graft or prosthesis [70.93](#)  
     herniorrhaphy --see Repair, hernia, femoral  
     sigmoidopexy [46.63](#)  
 mouth NEC [27.99](#)  
 Muller (banding of pulmonary artery) [38.85](#)  
 Mumford (partial claviclectomy) [77.81](#)  
 muscle NEC [83.99](#)  
     extraocular --see Operation, extraocular  
     hand NEC [82.99](#)  
     papillary heart NEC [35.31](#)  
 musculoskeletal system NEC [84.99](#)  
 Mustard (interatrial transposition of venous return) [35.91](#)  
 nail (finger) (toe) NEC [86.99](#)

Operation ---*Cont.*

nasal sinus NEC [22.9](#)  
 nasopharynx NEC [29.99](#)  
 nerve (cranial) (peripheral) NEC [04.99](#)  
   adrenal NEC [07.49](#)  
   sympathetic NEC [05.89](#)  
 nervous system NEC [05.9](#)  
 Nicola (tenodesis for recurrent  
   dislocation of shoulder) [81.82](#)  
 nipple NEC [85.99](#)  
 Nissen (fundoplication of stomach) [44.66](#)  
   laparoscopic [44.67](#)  
 Noble (plication of small intestine) [46.62](#)  
 node (lymph) NEC [40.9](#)  
 Norman Miller (vaginopexy) [70.77](#)  
   with graft or prosthesis [70.78](#)  
 Norton(extraperitoneal cesarean operation)  
   [74.2](#)  
 nose, nasal NEC [21.99](#)  
   sinus NEC [22.9](#)  
 Ober(- Yount)(gluteal- iliotibial fasciotomy)  
   [83.14](#)  
 obstetric NEC [75.99](#)  
 ocular NEC [16.99](#)  
   muscle--*see* Operation, extraocular muscle  
 O'Donoghue (triad knee repair) [81.43](#)  
 Olshausen (uterine suspension) [69.22](#)  
 omentum NEC [54.99](#)  
 ophthalmologic NEC [16.99](#)  
 oral cavity NEC [27.99](#)  
 orbicularis muscle sling [08.36](#)  
 orbit NEC [16.98](#)  
 oropharynx NEC [29.99](#)  
 orthodontic NEC [24.8](#)  
 orthognathic NEC [76.69](#)  
 Oscar Miller (midtarsal arthrodesis) [81.14](#)  
 Osmond- Clark (soft tissue release with  
   peroneus brevis tendon transfer) [83.75](#)  
 ovary NEC [65.99](#)  
 Oxford (for urinary incontinence) [59.4](#)  
 palate NEC [27.99](#)  
 palpebral ligament sling [08.36](#)  
 Panas (linear proctotomy) [48.0](#)  
 Pancoast (division of trigeminal nerve at  
   foramen ovale) [04.02](#)  
 pancreas NEC [52.99](#)  
 pantaloon(revision of gastric anastomosis)  
   [44.5](#)  
 papillary muscle (heart) NEC [35.31](#)  
 Paquin (ureteroneocystostomy) [56.74](#)  
 parathyroid gland(s) NEC [06.99](#)  
 parotid gland or duct NEC [26.99](#)  
 Partsch (marsupialization of dental cyst)[24.4](#)  
 Pattee (auditory canal) [18.6](#)  
 Peet (splanchnic resection) [05.29](#)  
 Pemberton  
   osteotomy of ilium [77.39](#)  
   rectum (mobilization and fixation for  
   prolapse repair) [48.76](#)

Operation ---*Cont.*

penis NEC [64.98](#)  
 Pereyra (paraurethral suspension) [59.6](#)  
 pericardium NEC [37.99](#)  
 perineum (female) NEC [71.8](#)  
   male NEC [86.99](#)  
 perirectal tissue NEC [48.99](#)  
 perirenal tissue NEC [59.92](#)  
 peritoneum NEC [54.99](#)  
 periurethral tissue NEC [58.99](#)  
 perivesical tissue NEC [59.92](#)  
 pharyngeal flap (cleft palate repair) [27.62](#)  
   secondary or subsequent [27.63](#)  
 pharynx, pharyngeal (pouch) NEC [29.99](#)  
 pineal gland NEC [07.59](#)  
 Pinsker (obliteration of nasoseptal  
   telangiectasia) [21.07](#)  
 Piper (forceps) [72.6](#)  
 Pirogoff (ankle amputation through  
   malleoli of tibia and fibula) [84.14](#)  
 pituitary gland NEC [07.79](#)  
 plastic --*see* Repair, by site  
 pleural cavity NEC [34.99](#)  
 Politano- Leadbetter  
   (ureteroneocystostomy) [56.74](#)  
 pollicization (with nerves and blood  
   supply) [82.61](#)  
 Polya (gastrectomy) [43.7](#)  
 Pomeroy (ligation and division of  
   fallopian tubes) [66.32](#)  
 Poncet  
   lengthening of Achilles tendon [83.85](#)  
   urethrostomy, perineal [58.0](#)  
 Porro (cesarean section) [74.99](#)  
 posterior chamber (eye) NEC [14.9](#)  
 Potts- Smith (descending aorta- left  
   pulmonary artery anastomosis) [39.0](#)  
 Printen and Mason (high gastric bypass)  
   [44.31](#)  
 prostate NEC --*see also* Prostatectomy  
   [60.69](#)  
   specified type [60.99](#)  
 pterygium [11.39](#)  
   with corneal graft [11.32](#)  
 Puestow (pancreaticojejunostomy) [52.96](#)  
 pull- through NEC [48.49](#)  
 pulmonary NEC [33.99](#)  
 push- back (cleft palate repair) [27.62](#)  
 Putti- Platt (capsulorrhaphy of shoulder  
   for recurrent dislocation) [81.82](#)  
 pyloric exclusion [44.39](#)  
   laparoscopic [44.38](#)  
 pyriform sinus NEC [29.99](#)  
 "rabbit ear" (anterior urethropexy)  
   (Tudor) [59.79](#)  
 Ramadier (intrapetrosal drainage) [20.22](#)  
 Ramstedt (pyloromyotomy) (with wedge  
   resection) [43.3](#)

Operation ---Cont.

Rankin  
 exteriorization of intestine [46.03](#)  
 proctectomy (complete), NOS [48.50](#)  
 laparoscopic [48.51](#)  
 open [48.52](#)  
 other [48.59](#)  
 Rashkind (balloon septostomy) [35.41](#)  
 Rastelli (creation of conduit between right ventricle and pulmonary artery) [35.92](#)  
 in repair of  
 pulmonary artery atresia [35.92](#)  
 transposition of great vessels [35.92](#)  
 truncus arteriosus [35.83](#)  
 Raz- Peryra procedure (bladder neck suspension) [59.79](#)  
 rectal NEC [48.99](#)  
 rectocele NEC [70.52](#)  
 re- entry (aorta) [39.54](#)  
 renal NEC [55.99](#)  
 respiratory (tract) NEC [33.99](#)  
 retina NEC [14.9](#)  
 Ripstein (repair of rectal prolapse) [48.75](#)  
 Rodney Smith (radical subtotal pancreatectomy) [52.53](#)  
 Roux- en- Y  
 bile duct [51.36](#)  
 cholecystojejunostomy [51.32](#)  
 esophagus (intrathoracic) [42.54](#)  
 gastroenterostomy [44.39](#)  
 laparoscopic [44.38](#)  
 gastrojejunostomy [44.39](#)  
 laparoscopic [44.38](#)  
 pancreaticojejunostomy [52.96](#)  
 Roux- Goldthwait (repair of patellar dislocation) [81.44](#)  
 Roux- Herzen- Judine (jejunal loop interposition) [42.63](#)  
 Ruiz- Mora (proximal phalangectomy for hammer toe) [77.99](#)  
 Russe (bone graft of scaphoid) [78.04](#)  
 Saemisch (corneal section) [11.1](#)  
 salivary gland or duct NEC [26.99](#)  
 Salter (innominate osteotomy) [77.39](#)  
 Sauer- Bacon (abdominoperineal resection), NOS [48.50](#)  
 laparoscopic [48.51](#)  
 open [48.52](#)  
 other [48.59](#)  
 Schanz (femoral osteotomy) [77.35](#)  
 Schauta (- Amreich) (radical vaginal hysterectomy) [68.79](#)  
 Schede (thoracoplasty) [33.34](#)  
 Scheie  
 cautery of sclera [12.62](#)  
 sclerostomy [12.62](#)  
 Schlatter (total gastrectomy) [43.99](#)  
 Schroeder (endocervical excision) [67.39](#)  
 Schuchardt (nonobstetrical episiotomy) [71.09](#)

Operation ---Cont.

Schwartz (simple mastoidectomy) [20.41](#)  
 sclera NEC [12.89](#)  
 Scott  
 intestinal bypass for obesity [45.93](#)  
 jejunocolostomy (bypass) [45.93](#)  
 scrotum NEC [61.99](#)  
 Seddon- Brooks (transfer of pectoralis major tendon) [83.75](#)  
 Semb (apicolysis of lung) [33.39](#)  
 seminal vesicle NEC [60.79](#)  
 Senning (correction of transposition of great vessels) [35.91](#)  
 Sever (division of soft tissue of arm) [83.19](#)  
 Sewell (heart) [36.2](#)  
 sex transformation NEC [64.5](#)  
 Sharrard (iliopsoas muscle transfer) [83.77](#)  
 shelf (hip arthroplasty) [81.40](#)  
 Shirodkar (encirclement suture, cervix) [67.59](#)  
 sigmoid NEC [46.99](#)  
 Silver (bunionectomy) [77.59](#)  
 Sistrunk(excision of thyroglossal cyst) [06.7](#)  
 Skene's gland NEC [71.8](#)  
 skin NEC [86.99](#)  
 skull NEC [02.99](#)  
 sling  
 eyelid  
 fascia lata, palpebral [08.36](#)  
 frontalis fascial [08.32](#)  
 levator muscle [08.33](#)  
 orbicularis muscle [08.36](#)  
 palpebrae ligament, fascia lata [08.36](#)  
 tarsus muscle [08.35](#)  
 fascial (fascia lata)  
 eye [08.32](#)  
 for facial weakness (trigeminal nerve paralysis) [86.81](#)  
 palpebral ligament [08.36](#)  
 tongue [25.59](#)  
 tongue (fascial) [25.59](#)  
 urethra (suprapubic) [59.4](#)  
 retropubic [59.5](#)  
 urethrovesical [59.5](#)  
 Slocum (pes anserinus transfer) [81.47](#)  
 Sluder (tonsillectomy) [28.2](#)  
 Smith (open osteotomy of mandible) [76.62](#)  
 Smith- Peterson(radiocarpal arthrodesis) [81.25](#)  
 Smithwick (sympathectomy) [05.29](#)  
 Soave (endorectal pull- through) [48.41](#)  
 soft tissue NEC [83.99](#)  
 hand [82.99](#)  
 Sonneberg (inferior maxillary neurectomy) [04.07](#)  
 Sorondo- Ferré(hindquarter amputation) [84.19](#)  
 Soutter (iliac crest fasciotomy) [83.14](#)

Operation ---*Cont.*

Spalding- Richardson (uterine suspension)  
[69.22](#)  
 spermatic cord NEC [63.99](#)  
 sphincter of Oddi NEC [51.89](#)  
 spinal (canal) (cord) (structures) NEC  
[03.99](#)  
 Spinelli (correction of inverted uterus) [75.93](#)  
 Spivack (permanent gastrostomy) [43.19](#)  
 spleen NEC [41.99](#)  
 S.P. Rogers (knee disarticulation) [84.16](#)  
 Ssabanejew- Frank (permanent gastrostomy)  
[43.19](#)  
 Stacke (simple mastoidectomy) [20.41](#)  
 Stallard (conjunctivocystorhinostomy) [09.82](#)  
 with insertion of tube or stent [09.83](#)  
 Stamm (- Kader) (temporary gastrostomy)  
[43.19](#)  
 Steinberg [44.5](#)  
 Steindler  
 fascia stripping(for cavus deformity)[83.14](#)  
 flexorplasty (elbow) [83.77](#)  
 muscle transfer [83.77](#)  
 sterilization NEC  
 female --*see also* specific operation [66.39](#)  
 male--*see also* Ligation, vas deferens[63.70](#)  
 Stewart (renal plication with pyeloplasty)  
[55.87](#)  
 stomach NEC [44.99](#)  
 Stone (anoplasty) [49.79](#)  
 Strassman (metroplasty) [69.49](#)  
 metroplasty (Jones modification) [69.49](#)  
 uterus [68.22](#)  
 Strayer (gastrocnemius recession) [83.72](#)  
 stress incontinence --*see* Repair, stress  
 incontinence  
 Stromeyer- Little (hepatotomy) [50.0](#)  
 Strong (unbridling of celiac artery axis) [39.91](#)  
 Sturmdorf (conization of cervix) [67.2](#)  
 subcutaneous tissue NEC [86.99](#)  
 sublingual gland or duct NEC [26.99](#)  
 submaxillary gland or duct NEC [26.99](#)  
 Summerskill (dacryocystorhinostomy by  
 intubation) [09.81](#)  
 Surmay (jejunostomy) [46.39](#)  
 Swenson  
 bladder reconstruction [57.87](#)  
 proctectomy [48.49](#)  
 Swinney (urethral reconstruction) [58.46](#)  
 Syme  
 ankle amputation through malleoli of tibia  
 and fibula [84.14](#)  
 urethrotomy, external [58.0](#)  
 sympathetic nerve NEC [05.89](#)  
 Taarnhoj (trigeminal nerve root  
 decompression) [04.41](#)  
 Tack (sacculotomy) [20.79](#)  
 Talma- Morison (omentopexy) [54.74](#)  
 Tanner (devascularization of stomach) [44.99](#)

Operation ---*Cont.*

TAPVC NEC [35.82](#)  
 tarsus NEC [08.99](#)  
 muscle sling [08.35](#)  
 tendon NEC [83.99](#)  
 extraocular NEC [15.9](#)  
 hand NEC [82.99](#)  
 testis NEC [62.99](#)  
 tetralogy of Fallot  
 partial repair --*see* specific procedure  
 total (one- stage) [35.81](#)  
 Thal (repair of esophageal stricture)  
[42.85](#)  
 thalamus [01.41](#)  
 by stereotactic radiosurgery [92.32](#)  
 cobalt 60 [92.32](#)  
 linear accelerator (LINAC) [92.31](#)  
 multi- source [92.32](#)  
 particle beam [92.33](#)  
 particulate [92.33](#)  
 radiosurgery NEC [92.39](#)  
 single source photon [92.31](#)  
 Thiersch  
 anus [49.79](#)  
 skin graft [86.69](#)  
 hand [86.62](#)  
 Thompson  
 cleft lip repair [27.54](#)  
 correction of lymphedema [40.9](#)  
 quadricepsplasty [83.86](#)  
 thumb apposition with bone graft  
[82.69](#)  
 thoracic duct NEC [40.69](#)  
 thorax NEC [34.99](#)  
 Thorek (partial cholecystectomy) [51.21](#)  
 three- snip, punctum [09.51](#)  
 thymus NEC [07.99](#)  
 thoracoscopic, NEC 07.98  
 thyroid gland NEC [06.98](#)  
 TKP (thermokeratoplasty) [11.74](#)  
 Tomkins (metroplasty) [69.49](#)  
 tongue NEC [25.99](#)  
 flap, palate [27.62](#)  
 tie [25.91](#)  
 tonsil NEC [28.99](#)  
 Torek (- Bevan) (orchidopexy) (first stage)  
 (second stage) [62.5](#)  
 Torkildsen (ventriculocisternal shunt)  
[02.2](#)  
 Torpin (cul- de- sac resection) [70.92](#)  
 Toti (dacryocystorhinostomy) [09.81](#)  
 Touchas [86.83](#)  
 Touroff(ligation of subclavian artery) [38.85](#)  
 trabeculae corneae cordis(heart) NEC[35.35](#)  
 trachea NEC [31.99](#)  
 Trauner (lingual sulcus extension) [24.91](#)  
 truncus arteriosus NEC [35.83](#)  
 Tsuge (macroductyly repair) [82.83](#)  
 Tudor "rabbit ear" (anterior urethropexy) [59.79](#)

Operation ---*Cont.*

Tuffier  
 apicolysis of lung [33.39](#)  
 vaginal hysterectomy [68.59](#)  
 laparoscopically assisted(LAVH) [68.51](#)  
 tunica vaginalis NEC [61.99](#)  
 Turco (release of joint capsules in clubfoot) [80.48](#)  
 Uchida (tubal ligation with or without fimbriectomy) [66.32](#)  
 umbilicus NEC [54.99](#)  
 urachus NEC [57.51](#)  
 Urban (mastectomy) (unilateral) [85.47](#)  
 bilateral [85.48](#)  
 ureter NEC [56.99](#)  
 urethra NEC [58.99](#)  
 urinary system NEC [59.99](#)  
 uterus NEC [69.99](#)  
 supporting structures NEC [69.98](#)  
 uvula NEC [27.79](#)  
 vagina NEC [70.91](#)  
 vascular NEC [39.99](#)  
 vas deferens NEC [63.99](#)  
 ligation NEC [63.71](#)  
 vein NEC [39.99](#)  
 vena cava sieve [38.7](#)  
 vertebra NEC [78.49](#)  
 vesical (bladder) NEC [57.99](#)  
 vessel NEC [39.99](#)  
 cardiac NEC [36.99](#)  
 Vicq d'Azryr (larynx) [31.1](#)  
 Vidal (varicocele ligation) [63.1](#)  
 Vineberg (implantation of mammary artery into ventricle) [36.2](#)  
 vitreous NEC [14.79](#)  
 vocal cord NEC [31.98](#)  
 von Kraske (proctectomy) [48.64](#)  
 Voss (hanging hip operation) [83.19](#)  
 Vulpius (- Compere) (lengthening of gastrocnemius muscle) [83.85](#)  
 vulva NEC [71.8](#)  
 Ward- Mayo (vaginal hysterectomy) [68.59](#)  
 laparoscopically assisted (LAVH) [68.51](#)  
 Wardill (cleft palate) [27.62](#)  
 Waters (extraperitoneal cesarean section) [74.2](#)  
 Waterston (aorta- right pulmonary artery anastomosis) [39.0](#)  
 Watkins (- Wertheim) (uterus interposition) [69.21](#)  
 Watson- Jones  
 hip arthrodesis [81.21](#)  
 reconstruction of lateral ligaments, ankle [81.49](#)  
 shoulder arthrodesis(extra- articular) [81.23](#)  
 tenoplasty [83.88](#)  
 Weir  
 appendicostomy [47.91](#)  
 correction of nostrils [21.86](#)

Operation ---*Cont.*

Wertheim (radical hysterectomy) [68.69](#)  
 laparoscopic [68.61](#)  
 West (dacryocystorhinostomy) [09.81](#)  
 Wheeler  
 entropion repair [08.44](#)  
 halving procedure (eyelid) [08.24](#)  
 Whipple (radical  
 pancreaticoduodenectomy) [52.7](#)  
 Child modification (radical subtotal pancreatectomy) [52.53](#)  
 Rodney Smith modification (radical subtotal pancreatectomy) [52.53](#)  
 White (lengthening of tendo calcaneus by incomplete tenotomy) [83.11](#)  
 Whitehead  
 glossectomy, radical [25.4](#)  
 hemorrhoidectomy [49.46](#)  
 Whitman  
 foot stabilization (talectomy) [77.98](#)  
 hip reconstruction [81.40](#)  
 repair of serratus anterior muscle [83.87](#)  
 talectomy [77.98](#)  
 trochanter wedge osteotomy [77.25](#)  
 Wier (entropion repair) [08.44](#)  
 Williams- Richardson (vaginal construction) [70.61](#)  
 with graft or prosthesis [70.63](#)  
 Wilms (thoracoplasty) [33.34](#)  
 Wilson (angulation osteotomy for hallux valgus) [77.51](#)  
 window  
 antrum (nasal sinus) --see Antrotomy, maxillary  
 aorticopulmonary [39.59](#)  
 bone cortex--see also Incision, bone [77.10](#)  
 facial [76.09](#)  
 nasoastral --see Antrotomy, maxillary  
 pericardium [37.12](#)  
 pleural [34.09](#)  
 Winiwarter (cholecystoenterostomy) [51.32](#)  
 Witzel (temporary gastrostomy) [43.19](#)  
 Woodward (release of high riding scapula) [81.83](#)  
 Young  
 epispadias repair [58.45](#)  
 tendon transfer (anterior tibialis) (repair of flat foot) [83.75](#)  
 Yount (division of iliotibial band) [83.14](#)  
 Zancolli  
 capsuloplasty [81.72](#)  
 tendon transfer (biceps) [82.56](#)  
 Ziegler (iridectomy) [12.14](#)  
 Operculectomy [24.6](#)  
 Ophthalmectomy [16.49](#)  
 with implant (into Tenon's capsule) [16.42](#)  
 with attachment of muscles [16.41](#)

- Ophthalmoscopy [16.21](#)
- Opponensplasty (hand) [82.56](#)
- Optical coherence tomography (OCT) (intravascular imaging)  
 coronary vessel(s) [38.24](#)  
 non- coronary vessel(s) [38.25](#)
- Orbitomaxillectomy, radical [16.51](#)
- Orbitotomy (anterior) (frontal) (temporofrontal) (transfrontal) NEC [16.09](#)  
 with  
   bone flap [16.01](#)  
   insertion of implant [16.02](#)  
 Kroenlein (lateral) [16.01](#)  
 lateral [16.01](#)
- Orchidectomy (with epididymectomy) (unilateral) [62.3](#)  
 bilateral (radical) [62.41](#)  
 remaining or solitary testis [62.42](#)
- Orchidopexy [62.5](#)
- Orchidoplasty [62.69](#)
- Orchidorrhaphy [62.61](#)
- Orchidotomy [62.0](#)
- Orchiectomy (with epididymectomy) (unilateral) [62.3](#)  
 bilateral (radical) [62.41](#)  
 remaining or solitary testis [62.42](#)
- Orchiopexy [62.5](#)
- Orchioplasty [62.69](#)
- Orthoroentgenography --see Radiography
- Oscar Miller operation (midtarsal arthrodesis) [81.14](#)
- Osmond-Clark operation (soft tissue release with peroneus brevis tendon transfer) [83.75](#)
- Ossiculectomy NEC [19.3](#)  
 with  
   stapedectomy --see also Stapedectomy [19.19](#)  
   stapes mobilization [19.0](#)  
   tympanoplasty [19.53](#)  
     revision [19.6](#)
- Ossiculotomy NEC [19.3](#)
- Ostectomy (partial), except facial --see also category [77.8](#)  
 facial NEC [76.39](#)  
 total [76.45](#)  
   with reconstruction [76.44](#)  
 first metatarsal head --see Bunionectomy for graft (autograft) (homograft) --see also category [77.7](#)  
 mandible [76.31](#)  
   total [76.42](#)  
     with reconstruction [76.41](#)  
 total, except facial --see also category [77.9](#)  
 facial NEC [76.45](#)  
   with reconstruction [76.44](#)  
 mandible [76.42](#)  
   with reconstruction [76.41](#)
- Osteoarthrotomy  
 --see also Osteotomy [77.30](#)
- Osteoclasts [78.70](#)  
 carpal, metacarpal [78.74](#)  
 clavicle [78.71](#)  
 ear [20.79](#)  
 femur [78.75](#)  
 fibula [78.77](#)  
 humerus [78.72](#)  
 patella [78.76](#)  
 pelvic [78.79](#)  
 phalanges (foot) (hand) [78.79](#)  
 radius [78.73](#)  
 scapula [78.71](#)  
 specified site NEC [78.79](#)  
 tarsal, metatarsal [78.78](#)  
 thorax (ribs) (sternum) [78.71](#)  
 tibia [78.77](#)  
 ulna [78.73](#)  
 vertebrae [78.79](#)
- Osteolysis --see category [78.4](#)
- Osteopathic manipulation --see also Manipulation, osteopathic [93.67](#)
- Osteoplasty NEC --see category [78.4](#)  
 with bone graft --see Graft, bone for  
   bone lengthening--see Lengthening, bone  
   bone shortening --see Shortening, bone  
   repair of malunion or nonunion of fracture --see Repair, fracture, malunion or nonunion  
 carpal, metacarpal [78.44](#)  
 clavicle [78.41](#)  
 cranium NEC [02.06](#)  
 with  
   flap (bone) [02.03](#)  
   graft (bone) [02.04](#)  
 facial bone NEC [76.69](#)  
 femur [78.45](#)  
 fibula [78.47](#)  
 humerus [78.42](#)  
 mandible, mandibular NEC [76.64](#)  
   body [76.63](#)  
   ramus (open) [76.62](#)  
     closed [76.61](#)  
 maxilla (segmental) [76.65](#)  
   total [76.66](#)  
 nasal bones [21.89](#)  
 patella [78.46](#)  
 pelvic [78.49](#)  
 phalanges (foot) (hand) [78.49](#)  
 radius [78.43](#)  
 scapula [78.41](#)  
 skull NEC [02.06](#)  
 with  
   flap (bone) [02.03](#)  
   graft (bone) [02.04](#)  
 specified site NEC [78.49](#)  
 tarsal, metatarsal [78.48](#)

Osteoplasty NEC ---*Cont.*  
 thorax (ribs) (sternum) [78.41](#)  
 tibia [78.47](#)  
 ulna [78.43](#)  
 vertebrae [78.49](#)  
 Osteorrhaphy --*see also* Osteoplasty [78.40](#)  
 Osteosynthesis (fracture) --*see* Reduction, fracture  
 Osteotomy (adduction) (angulation) (block) (derotational) (displacement) (partial) (rotational) [77.30](#)  
 carpals, metacarpals [77.34](#)  
 wedge [77.24](#)  
 clavicle [77.31](#)  
 wedge [77.21](#)  
 facial bone NEC [76.69](#)  
 femur [77.35](#)  
 wedge [77.25](#)  
 fibula [77.37](#)  
 wedge [77.27](#)  
 humerus [77.32](#)  
 wedge [77.22](#)  
 mandible (segmental) (subapical) [76.64](#)  
 angle (open) [76.62](#)  
 closed [76.61](#)  
 body [76.63](#)  
 Gigli saw [76.61](#)  
 ramus (open) [76.62](#)  
 closed [76.61](#)  
 maxilla (segmental) [76.65](#)  
 total [76.66](#)  
 metatarsal [77.38](#)  
 wedge [77.28](#)  
 for hallux valgus repair [77.51](#)  
 patella [77.36](#)  
 wedge [77.26](#)  
 pelvic [77.39](#)  
 wedge [77.29](#)  
 phalanges (foot) (hand) [77.39](#)  
 for repair of  
 bunion --*see* Bunionectomy  
 bunionette [77.54](#)  
 hallux valgus --*see* Bunionectomy  
 wedge [77.29](#)  
 for repair of  
 bunion --*see* Bunionectomy  
 bunionette [77.54](#)  
 hallux valgus --*see* Bunionectomy  
 radius [77.33](#)  
 wedge [77.23](#)  
 scapula [77.31](#)  
 wedge [77.21](#)  
 specified site NEC [77.39](#)  
 wedge [77.29](#)  
 tarsal [77.38](#)  
 wedge [77.28](#)  
 thorax (ribs) (sternum) [77.31](#)  
 wedge [77.21](#)

Osteotomy ---*Cont.*  
 tibia [77.37](#)  
 wedge [77.27](#)  
 toe [77.39](#)  
 for repair of  
 bunion --*see* Bunionectomy  
 bunionette [77.54](#)  
 hallux valgus --*see* Bunionectomy  
 wedge [77.29](#)  
 for repair of  
 bunion --*see* Bunionectomy  
 bunionette [77.54](#)  
 hallux valgus --*see* Bunionectomy  
 ulna [77.33](#)  
 wedge [77.23](#)  
 vertebrae [77.39](#)  
 wedge [77.29](#)  
 Otonectomy (inner ear) [20.79](#)  
 Otoplasty (external) [18.79](#)  
 auditory canal or meatus [18.6](#)  
 auricle [18.79](#)  
 cartilage [18.79](#)  
 reconstruction [18.71](#)  
 prominent or protruding [18.5](#)  
 Otoloscopy [18.11](#)  
 Outfolding, sclera, for buckling --*see also*  
 Buckling, scleral [14.49](#)  
 Outfracture, turbinates (nasal) [21.62](#)  
 Output and clearance, circulatory [92.05](#)  
 Overdistension, bladder (therapeutic) [96.25](#)  
 Overlapping, sclera, for buckling  
 --*see also* Buckling, scleral [14.49](#)  
 Oversewing  
 left atrial appendage (LAA) [37.36](#)  
 pleural bleb [32.21](#)  
 ulcer crater (peptic) [44.40](#)  
 duodenum [44.42](#)  
 stomach [44.41](#)  
 Oxford operation (for urinary incontinence)  
[59.4](#)  
 Oximetry  
 fetal pulse [75.38](#)  
 Oxygenation [93.96](#)  
 extracorporeal membrane (ECMO) [39.65](#)  
 hyperbaric [93.95](#)  
 wound [93.59](#)  
 infusion therapy, Super [00.49](#)  
 Oxygen therapy (catalytic) (pump) [93.96](#)  
 hyperbaric [93.95](#)  
 SuperSaturated [00.49](#)



## P

- Pacemaker  
 cardiac --see also Insertion, pacemaker, cardiac  
 intraoperative (temporary) [39.64](#)  
 temporary (during and immediately following cardiac surgery) [39.64](#)
- Packing --see also Insertion, pack  
 auditory canal [96.11](#)  
 nose, for epistaxis (anterior) [21.01](#)  
 posterior (and anterior) [21.02](#)  
 rectal [96.19](#)  
 sella turcica [07.79](#)  
 vaginal [96.14](#)
- Palatoplasty [27.69](#)  
 for cleft palate [27.62](#)  
 secondary or subsequent [27.63](#)
- Palatorrhaphy [27.61](#)  
 for cleft palate [27.62](#)
- Pallidectomy [01.42](#)  
 Pallidoansotomy [01.42](#)  
 Pallidotomy [01.42](#)  
 by stereotactic radiosurgery [92.32](#)  
 cobalt 60 [92.32](#)  
 linear accelerator (LINAC) [92.31](#)  
 multi-source [92.32](#)  
 particle beam [92.33](#)  
 particulate [92.33](#)  
 radiosurgery NEC [92.39](#)  
 single source photon [92.31](#)
- Panas operation (linear proctotomy) [48.0](#)
- Pancoast operation (division of trigeminal nerve at foramen ovale) [04.02](#)
- Pancreatotomy (total) (with synchronous duodenectomy) [52.6](#)  
 partial NEC [52.59](#)  
 distal (tail) (with part of body) [52.52](#)  
 proximal (head) (with part of body) (with synchronous duodenectomy) [52.51](#)  
 radical [52.53](#)  
 subtotal [52.53](#)  
 radical [52.7](#)  
 subtotal [52.53](#)
- Pancreaticocystoduodenostomy [52.4](#)  
 Pancreaticocystoenterostomy [52.4](#)  
 Pancreaticocystogastrostomy [52.4](#)  
 Pancreaticocystojejunostomy [52.4](#)  
 Pancreaticoduodenectomy (total) [52.6](#)  
 partial NEC [52.59](#)  
 proximal [52.51](#)  
 radical subtotal [52.53](#)  
 radical (one-stage) (two-stage) [52.7](#)  
 subtotal [52.53](#)
- Pancreaticoduodenostomy [52.96](#)  
 Pancreaticoenterostomy [52.96](#)  
 Pancreaticogastrostomy [52.96](#)  
 Pancreaticoileostomy [52.96](#)  
 Pancreaticojejunostomy [52.96](#)
- Pancreatoduodenectomy (total) [52.6](#)  
 partial NEC [52.59](#)  
 radical (one-stage) (two-stage) [52.7](#)  
 subtotal [52.53](#)  
 Pancreatogram [87.66](#)  
 endoscopic retrograde (ERP) [52.13](#)
- Pancreolithotomy [52.09](#)  
 endoscopic [52.94](#)
- Pancreatotomy [52.09](#)
- Pancreolithotomy [52.09](#)  
 endoscopic [52.94](#)
- Panendoscopy [57.32](#)  
 specified site, other than bladder  
 --see Endoscopy, by site  
 through artificial stoma [57.31](#)
- Panhysterectomy (abdominal) [68.49](#)  
 laparoscopic [68.41](#)  
 vaginal [68.59](#)  
 laparoscopically assisted (LAVH) [68.51](#)
- Panniculectomy [86.83](#)  
 Panniculotomy [86.83](#)
- Pantaloon operation (revision of gastric anastomosis) [44.5](#)
- Papillectomy, anal [49.39](#)  
 endoscopic [49.31](#)
- Papillotomy (pancreas) [51.82](#)  
 endoscopic [51.85](#)
- Paquin operation (ureteroneocystostomy) [56.74](#)
- Paracentesis  
 abdominal (percutaneous) [54.91](#)  
 anterior chamber, eye [12.91](#)  
 bladder [57.11](#)  
 cornea [12.91](#)  
 eye (anterior chamber) [12.91](#)  
 thoracic, thoracis [34.91](#)  
 tympanum [20.09](#)  
 with intubation [20.01](#)
- Parasitology --see Examination, microscopic
- Parathyroidectomy (partial) (subtotal) NEC [06.89](#)  
 complete [06.81](#)  
 ectopic [06.89](#)  
 global removal [06.81](#)  
 mediastinal [06.89](#)  
 total [06.81](#)
- Parenteral nutrition, total [99.15](#)  
 peripheral [99.15](#)
- Parotidectomy [26.30](#)  
 complete [26.32](#)  
 partial [26.31](#)  
 radical [26.32](#)
- Partsch operation (marsupialization of dental cyst) [24.4](#)
- Passage --see Insertion and Intubation
- Passage of sounds, urethra [58.6](#)

- Patch  
 blood, spinal (epidural) [03.95](#)  
 graft --see Graft  
 spinal, blood (epidural) [03.95](#)  
 subdural, brain [02.12](#)
- Patellapexy [78.46](#)  
 Patellaplasty NEC [78.46](#)  
 Patellectomy [77.96](#)  
 partial [77.86](#)
- Pattee operation (auditory canal) [18.6](#)  
 PDT (percutaneous dilatational tracheostomy)  
 --see Tracheostomy
- Pectenotomy --see also Sphincterotomy, anal  
[49.59](#)
- Pedicule flap --see Graft, skin, pedicle
- Peet operation (splanchnic resection) [05.29](#)
- PEG (percutaneous endoscopic gastrostomy)  
[43.11](#)
- PEJ (percutaneous endoscopic jejunostomy)  
[46.32](#)
- PEGJJ (percutaneous [endoscopic]  
 gastrojejunostomy) [44.32](#)
- Pelvectomy, Kidney (partial) [55.4](#)
- Pelvimetry [88.25](#)  
 gynecological [89.26](#)
- Pelviolithotomy [55.11](#)
- Pelvioplasty, kidney [55.87](#)
- Pelviostomy [55.12](#)  
 closure [55.82](#)
- Pelviotomy [77.39](#)  
 to assist delivery [73.94](#)
- Pelvi-ureteroplasty [55.87](#)
- Pemberton operation  
 osteotomy of ilium [77.39](#)  
 rectum (mobilization and fixation for  
 prolapse repair) [48.76](#)
- Penectomy [64.3](#)
- Pereyra operation(paraurethral suspension)  
[59.6](#)
- Perforation  
 stapes footplate [19.0](#)
- Perfusion NEC [39.97](#)  
 carotid artery [39.97](#)  
 coronary artery [39.97](#)  
 for  
 chemotherapy NEC [99.25](#)  
 hormone therapy NEC [99.24](#)  
 head [39.97](#)  
 hyperthermic (lymphatic), localized region  
 or site [93.35](#)  
 intestine (large) (local) [46.96](#)  
 small [46.95](#)  
 kidney, local [55.95](#)  
 limb (lower) (upper) [39.97](#)  
 liver, localized [50.93](#)  
 neck [39.97](#)  
 subarachnoid (spinal cord)  
 (refrigerated saline) [03.92](#)  
 total body [39.96](#)
- Pericardiectomy [37.31](#)  
 Pericardiocentesis [37.0](#)  
 Pericardiolysis [37.12](#)  
 Pericardioplasty [37.49](#)  
 Pericardiorrhaphy [37.49](#)  
 Pericardiostomy (tube) [37.12](#)  
 Pericardiotomy [37.12](#)  
 Peridectomy [10.31](#)  
 Perilimbal suction [89.11](#)  
 Perimetry [95.05](#)  
 Perineoplasty [71.79](#)  
 Perineorrhaphy [71.71](#)  
 obstetrical laceration (current) [75.69](#)  
 Perineotomy (nonobstetrical) [71.09](#)  
 to assist delivery --see Episiotomy
- Periosteotomy--see also Incision, bone [77.10](#)  
 facial bone [76.09](#)
- Perirectofistulectomy [48.93](#)
- Peritectomy [10.31](#)
- Peritomy [10.1](#)
- Peritoneocentesis [54.91](#)  
 Peritoneoscopy [54.21](#)  
 Peritoneotomy [54.19](#)  
 Peritoneumectomy [54.4](#)
- Phacoemulsification (ultrasonic) (with  
 aspiration) [13.41](#)
- Phacofragmentation (mechanical) (with  
 aspiration) [13.43](#)  
 posterior route [13.42](#)  
 ultrasonic [13.41](#)
- Phalangectomy (partial) [77.89](#)  
 claw toe [77.57](#)  
 cockup toe [77.58](#)  
 hammer toe [77.56](#)  
 overlapping toe [77.58](#)  
 total [77.99](#)
- Phalangization (fifth metacarpal) [82.81](#)
- Pharyngeal flap operation (cleft palate  
 repair) [27.62](#)  
 secondary or subsequent [27.63](#)
- Pharyngectomy (partial) [29.33](#)  
 with laryngectomy [30.3](#)
- Pharyngogram [87.09](#)  
 contrast [87.06](#)
- Pharyngolaryngectomy [30.3](#)
- Pharyngoplasty (with silastic implant) [29.4](#)  
 for cleft palate [27.62](#)  
 secondary or subsequent [27.63](#)
- Pharyngorrhaphy [29.51](#)  
 for cleft palate [27.62](#)
- Pharyngoscopy [29.11](#)
- Pharyngotomy [29.0](#)
- Pheno peel (skin) [86.24](#)
- Phlebotomy [38.60](#)  
 with  
 anastomosis [38.30](#)  
 abdominal [38.37](#)  
 head and neck NEC [38.32](#)

ICD-9-CM INDEX TO PROCEDURES (FY10)

Phlebectomy --with anastomosis---*Cont.*

- intracranial NEC [38.31](#)
- lower limb [38.39](#)
- thoracic NEC [38.35](#)
- upper limb [38.33](#)
- graft replacement [38.40](#)
  - abdominal [38.47](#)
  - head and neck NEC [38.42](#)
  - intracranial NEC [38.41](#)
  - lower limb [38.49](#)
  - thoracic NEC [38.45](#)
  - upper limb [38.43](#)
- abdominal [38.67](#)
- head and neck NEC [38.62](#)
- intracranial NEC [38.61](#)
- lower limb [38.69](#)
- thoracic NEC [38.65](#)
- upper limb [38.63](#)
- varicose [38.50](#)
  - abdominal [38.57](#)
  - head and neck NEC [38.52](#)
  - intracranial NEC [38.51](#)
  - lower limb [38.59](#)
  - thoracic NEC [38.55](#)
  - upper limb [38.53](#)
- Phlebogoniostomy [12.52](#)
- Phlebography (contrast) (retrograde) [88.60](#)
  - by radioisotope --see Scan, radioisotope,
  - by site
  - adrenal [88.65](#)
  - femoral [88.66](#)
  - head [88.61](#)
  - hepatic [88.64](#)
  - impedance [88.68](#)
  - intra- abdominal NEC [88.65](#)
  - intrathoracic NEC [88.63](#)
  - lower extremity NEC [88.66](#)
  - neck [88.61](#)
  - portal system [88.64](#)
  - pulmonary [88.62](#)
  - specified site NEC [88.67](#)
  - vena cava (inferior) (superior) [88.51](#)
- Phleborrhaphy [39.32](#)
- Phlebotomy [38.99](#)
- Phonocardiogram, with ECG lead [89.55](#)
- Photochemotherapy NEC [99.83](#)
  - extracorporeal [99.88](#)
- Photocoagulation
  - ciliary body [12.73](#)
  - eye, eyeball [16.99](#)
  - iris [12.41](#)
  - macular hole--see Photocoagulation,
  - retina
  - orbital lesion [16.92](#)
  - retina
    - for
      - destruction of lesion [14.25](#)
      - reattachment [14.55](#)
      - repair of tear or defect [14.35](#)

Photocoagulation --retina- --*Cont.*

- laser (beam)
  - for
    - destruction of lesion [14.24](#)
    - reattachment [14.54](#)
    - repair of tear or defect [14.34](#)
  - xenon arc
    - for
      - destruction of lesion [14.23](#)
      - reattachment [14.53](#)
      - repair of tear or defect [14.33](#)
- Photography [89.39](#)
  - fundus [95.11](#)
- Photopheresis, therapeutic [99.88](#)
- Phototherapy NEC [99.83](#)
  - newborn [99.83](#)
  - ultraviolet [99.82](#)
- Phrenemphraxis [04.03](#)
  - for collapse of lung [33.31](#)
- Phrenicectomy [04.03](#)
  - for collapse of lung [33.31](#)
- Phrenicoexeresis [04.03](#)
  - for collapse of lung [33.31](#)
- Phrenicotomy [04.03](#)
  - for collapse of lung [33.31](#)
- Phrenicotripsy [04.03](#)
  - for collapse of lung [33.31](#)
- Phrenoplasty [34.84](#)
- Physical medicine --see Therapy, physical
- Physical therapy --see Therapy, physical
- Physiotherapy, chest [93.99](#)
- PICC (peripherally inserted central catheter) [38.93](#)
- Piercing ear, external (pinna) [18.01](#)
- Pigmenting, skin [86.02](#)
- Pilojection (aneurysm) (Gallagher) [39.52](#)
- Pinelectomy (complete) (total) [07.54](#)
  - partial [07.53](#)
- Pinealotomy (with drainage) [07.52](#)
- Pinning
  - bone --see Fixation, bone, internal
  - ear [18.5](#)
- Pinsker operation (obliteration of nasoseptal
  - telangiectasia) [21.07](#)
- Piper operation (forceps) [72.6](#)
- Pirogoff operation (ankle amputation through
  - malleoli of tibia and fibula) [84.14](#)
- Pituitectomy (complete) (total) --see also
  - Hypophysectomy [07.69](#)
- Placentogram, placentography [88.46](#)
  - with radioisotope (RISA) [92.17](#)
- Planing, skin [86.25](#)
- Plantation, tooth (bud) (germ) [23.5](#)
  - prosthetic [23.6](#)
- Plasma exchange [99.07](#)
- Plasmapheresis, therapeutic [99.71](#)
- Plastic repair --see Repair, by site

Plasty --see also Repair, by site  
 bladder neck (V- Y) [57.85](#)  
 skin (without graft) [86.89](#)  
 subcutaneous tissue [86.89](#)  
 Platelet inhibitor (GP IIB/IIIa inhibitor only),  
 infusion [99.20](#)  
 Plateletpheresis, therapeutic [99.74](#)  
 Play  
 psychotherapy [94.36](#)  
 therapy [93.81](#)  
 Pleating  
 eye muscle [15.22](#)  
 multiple (two or more muscles) [15.4](#)  
 sclera, for buckling --see also Buckling,  
 scleral [14.49](#)  
 Plethysmogram (carotid) [89.58](#)  
 air- filled (pneumatic) [89.58](#)  
 capacitance [89.58](#)  
 cerebral [89.58](#)  
 differential [89.58](#)  
 oculo-plethysmogram [89.58](#)  
 penile [89.58](#)  
 photoelectric [89.58](#)  
 regional [89.58](#)  
 respiratory function measurement (body)  
[89.38](#)  
 segmental [89.58](#)  
 strain- gauge [89.58](#)  
 thoracic impedance [89.38](#)  
 venous occlusion [89.58](#)  
 water- filled [89.58](#)  
 Plethysmography  
 CaverMap™ [89.58](#)  
 penile [89.58](#)  
 Pleuroctomy NEC [34.59](#)  
 Pleurocentesis [34.91](#)  
 Pleurodesis [34.6](#)  
 chemical [34.92](#)  
 with cancer chemotherapy substance  
[34.92](#) [[99.25](#)]  
 tetracycline [34.92](#) [[99.21](#)]  
 Pleurolysis (for collapse of lung) [33.39](#)  
 Pleuropexy [34.99](#)  
 Pleurosclerosis [34.6](#)  
 chemical [34.92](#)  
 with cancer chemotherapy substance  
[34.92](#) [[99.25](#)]  
 tetracycline [34.92](#) [[99.21](#)]  
 Pleurotomy [34.09](#)  
 Plexectomy  
 choroid [02.14](#)  
 hypogastric [05.24](#)  
 Plication  
 aneurysm  
 heart [37.32](#)  
 annulus, heart valve [35.33](#)  
 bleb (emphysematous), lung [32.21](#)  
 broad ligament [69.22](#)

Plication---Cont.  
 diaphragm(for hernia repair)(thoracic  
 approach) (thoracoabdominal  
 approach) [53.81](#)  
 eye muscle (oblique) (rectus) [15.22](#)  
 multiple (two or more muscles) [15.4](#)  
 fascia [83.89](#)  
 hand [82.89](#)  
 inferior vena cava [38.7](#)  
 intestine (jejunum) (Noble) [46.62](#)  
 Kelly(- Stoeckel) (urethrovessical junction) [59.3](#)  
 levator, for blepharoptosis [08.34](#)  
 ligament --see also Arthroplasty [81.96](#)  
 broad [69.22](#)  
 round [69.22](#)  
 uterosacral [69.22](#)  
 mesentery [54.75](#)  
 round ligament [69.22](#)  
 sphincter, urinary bladder [57.85](#)  
 stomach [44.69](#)  
 laparoscopic [44.68](#)  
 superior vena cava [38.7](#)  
 tendon [83.85](#)  
 hand [82.55](#)  
 tricuspid valve (with repositioning) [35.14](#)  
 ureter [56.89](#)  
 urethra [58.49](#)  
 urethrovessical junction [59.3](#)  
 vein (peripheral) [39.59](#)  
 vena cava (inferior) (superior) [38.7](#)  
 ventricle (heart)  
 aneurysm [37.32](#)  
 Plicotomy, tympanum [20.23](#)  
 Plombage, lung [33.39](#)  
 Pneumocentesis [33.93](#)  
 Pneumocisternogram [87.02](#)  
 Pneumoencephalogram [87.01](#)  
 Pneumogram, pneumography  
 extraperitoneal [88.15](#)  
 mediastinal [87.33](#)  
 orbit [87.14](#)  
 pelvic [88.13](#)  
 peritoneum NEC [88.13](#)  
 presacral [88.15](#)  
 retroperitoneum [88.15](#)  
 Pneumogynecography [87.82](#)  
 Pneumomediastinography [87.33](#)  
 Pneumonectomy (complete) (extended)  
 (radical) (standard) (total) (with  
 mediastinal dissection) [32.59](#)  
 partial  
 complete excision, one lobe [32.49](#)  
 resection (wedge), one lobe [32.39](#)  
 thoracoscopic [32.50](#)  
 Pneumonolysis (for collapse of lung) [33.39](#)  
 Pneumonotomy (with exploration) [33.1](#)  
 Pneumoperitoneum(surgically- induced)  
 for collapse of lung [33.33](#)  
 pelvic [88.12](#)

ICD-9-CM INDEX TO PROCEDURES (FY10)

Pneumothorax (artificial) (surgical) [33.32](#)  
 intrapleural [33.32](#)  
 Pneumoventriculogram [87.02](#)  
 Politano-Leadbetter operation  
 (ureteroneocystostomy) [56.74](#)  
 Politzerization, Eustachian tube [20.8](#)  
 Pollicization (with carry over of nerves and  
 blood supply) [82.61](#)  
 Polya operation (gastroectomy) [43.7](#)  
 Polypectomy--*see also* Excision,lesion,by site  
 esophageal [42.32](#)  
 endoscopic [42.33](#)  
 gastric (endoscopic) [43.41](#)  
 large intestine (colon) [45.42](#)  
 nasal [21.31](#)  
 rectum (endoscopic) [48.36](#)  
 Polysomnogram [89.17](#)  
 Pomeroy operation (ligation and division of  
 fallopian tubes) [66.32](#)  
 Poncet operation  
 lengthening of Achilles tendon [83.85](#)  
 urethrostomy, perineal [58.0](#)  
 Porro operation (cesarean section) [74.99](#)  
 Portoenterostomy (Kasai) [51.37](#)  
 Positrocephalogram [92.11](#)  
 Positron emission tomography (PET)  
 --*see* Scan, radioisotope  
 Postmortem examination [89.8](#)  
 Potts-Smith operation (descending aorta-  
 left pulmonary artery anastomosis) [39.0](#)  
 Poudrage  
 intrapericardial [36.39](#)  
 pleural [34.6](#)  
 PPN (peripheral parenteral nutrition) [99.15](#)  
 Preparation (cutting), pedicle (flap) graft  
[86.71](#)  
 Preputiotomy [64.91](#)  
 Prescription for glasses [95.31](#)  
 Pressurized  
 graft treatment [00.16](#)  
 Printen and Mason operation (high gastric  
 bypass) [44.31](#)  
 Probing  
 canaliculus, lacrimal (with irrigation) [09.42](#)  
 lacrimal  
 canaliculi [09.42](#)  
 punctum (with irrigation) [09.41](#)  
 nasolacrimal duct (with irrigation) [09.43](#)  
 with insertion of tube or stent [09.44](#)  
 salivary duct (for dilation of duct) (for  
 removal of calculus) [26.91](#)  
 with incision [26.0](#)

Procedure --*see also* specific procedure  
 diagnostic NEC  
 abdomen (region) [54.29](#)  
 adenoid [28.19](#)  
 adrenal gland [07.19](#)  
 alveolus [24.19](#)  
 amnion [75.35](#)  
 anterior chamber, eye [12.29](#)  
 anus [49.29](#)  
 appendix [45.28](#)  
 biliary tract [51.19](#)  
 bladder [57.39](#)  
 blood vessel (any site) [38.29](#)  
 bone [78.80](#)  
 carpal, metacarpal [78.84](#)  
 clavicle [78.81](#)  
 facial [76.19](#)  
 femur [78.85](#)  
 fibula [78.87](#)  
 humerus [78.82](#)  
 marrow [41.38](#)  
 patella [78.86](#)  
 pelvic [78.89](#)  
 phalanges (foot) (hand) [78.89](#)  
 radius [78.83](#)  
 scapula [78.81](#)  
 specified site NEC [78.89](#)  
 tarsal, metatarsal [78.88](#)  
 thorax (ribs) (sternum) [78.81](#)  
 tibia [78.87](#)  
 ulna [78.83](#)  
 vertebrae [78.89](#)  
 brain [01.18](#)  
 breast [85.19](#)  
 bronchus [33.29](#)  
 buccal [27.24](#)  
 bursa [83.29](#)  
 canthus [08.19](#)  
 cecum [45.28](#)  
 cerebral meninges [01.18](#)  
 cervix [67.19](#)  
 chest wall [34.28](#)  
 choroid [14.19](#)  
 ciliary body [12.29](#)  
 clitoris [71.19](#)  
 colon [45.28](#)  
 conjunctiva [10.29](#)  
 cornea [11.29](#)  
 cul- de- sac [70.29](#)  
 dental [24.19](#)  
 diaphragm [34.28](#)  
 duodenum [45.19](#)  
 ear  
 external [18.19](#)  
 inner and middle [20.39](#)  
 epididymis [63.09](#)  
 esophagus [42.29](#)  
 Eustachian tube [20.39](#)  
 extraocular muscle or tendon [15.09](#)

Procedure - diagnostic ---Cont.

eye [16.29](#)  
     anterior chamber [12.29](#)  
     posterior chamber [14.19](#)  
 eyeball [16.29](#)  
 eyelid [08.19](#)  
 fallopian tube [66.19](#)  
 fascia (any site) [83.29](#)  
 fetus [75.35](#)  
 gallbladder [51.19](#)  
 ganglion (cranial) (peripheral) [04.19](#)  
     sympathetic [05.19](#)  
 gastric [44.19](#)  
 globus pallidus [01.18](#)  
 gum [24.19](#)  
 heart [37.29](#)  
 hepatic [50.19](#)  
 hypophysis [07.19](#)  
 ileum [45.19](#)  
 intestine [45.29](#)  
     large [45.28](#)  
     small [45.19](#)  
 iris [12.29](#)  
 jejunum [45.19](#)  
 joint (capsule) (ligament) (structure)  
     NEC [81.98](#)  
     facial [76.19](#)  
 kidney [55.29](#)  
 labia [71.19](#)  
 lacrimal (system) [09.19](#)  
 large intestine [45.28](#)  
 larynx [31.48](#)  
 ligament [81.98](#)  
     uterine [68.19](#)  
 liver [50.19](#)  
 lung [33.29](#)  
 lymphatic structure (channel) (gland)  
     (node) (vessel) [40.19](#)  
 mediastinum [34.29](#)  
 meninges (cerebral) [01.18](#)  
     spinal [03.39](#)  
 mouth [27.29](#)  
 muscle [83.29](#)  
     extraocular (oblique) (rectus) [15.09](#)  
     papillary (heart) [37.29](#)  
 nail [86.19](#)  
 nasopharynx [29.19](#)  
 nerve (cranial) (peripheral) NEC [04.19](#)  
     sympathetic [05.19](#)  
 nipple [85.19](#)  
 nose, nasal [21.29](#)  
     sinus [22.19](#)  
 ocular [16.29](#)  
     muscle [15.09](#)  
 omentum [54.29](#)  
 ophthalmologic [16.29](#)  
 oral (cavity) [27.29](#)  
 orbit [16.29](#)  
 orthodontic [24.19](#)

Procedure - diagnostic ---Cont.

ovary [65.19](#)  
     laparoscopic [65.14](#)  
 palate [27.29](#)  
 pancreas [52.19](#)  
 papillary muscle (heart) [37.29](#)  
 parathyroid gland [06.19](#)  
 penis [64.19](#)  
 perianal tissue [49.29](#)  
 pericardium [37.29](#)  
 periprostatic tissue [60.18](#)  
 perirectal tissue [48.29](#)  
 perirenal tissue [59.29](#)  
 peritoneum [54.29](#)  
 periurethral tissue [58.29](#)  
 perivesical tissue [59.29](#)  
 pharynx [29.19](#)  
 pineal gland [07.19](#)  
 pituitary gland [07.19](#)  
 pleura [34.28](#)  
 posterior chamber, eye [14.19](#)  
 prostate [60.18](#)  
 pulmonary [33.29](#)  
 rectosigmoid [48.29](#)  
 rectum [48.29](#)  
 renal [55.29](#)  
 respiratory [33.29](#)  
 retina [14.19](#)  
 retroperitoneum [59.29](#)  
 salivary gland or duct [26.19](#)  
 sclera [12.29](#)  
 scrotum [61.19](#)  
 seminal vesicle [60.19](#)  
 sigmoid [45.28](#)  
 sinus, nasal [22.19](#)  
 skin [86.19](#)  
 skull [01.19](#)  
 soft tissue [83.29](#)  
 spermatic cord [63.09](#)  
 sphincter of Oddi [51.19](#)  
 spine, spinal (canal) (cord) (meninges)  
     (structure) [03.39](#)  
 spleen [41.39](#)  
 stomach [44.19](#)  
 subcutaneous tissue [86.19](#)  
 sympathetic nerve [05.19](#)  
 tarsus [09.19](#)  
 tendon NEC [83.29](#)  
     extraocular [15.09](#)  
 testicle [62.19](#)  
 thalamus [01.18](#)  
 thoracic duct [40.19](#)  
 thorax [34.28](#)  
 thymus [07.19](#)  
 thyroid gland [06.19](#)  
 tongue [25.09](#)  
 tonsils [28.19](#)  
 tooth [24.19](#)  
 trachea [31.49](#)

- Procedure - **diagnostic** ---*Cont.*  
 tunica vaginalis [61.19](#)  
 ureter [56.39](#)  
 urethra [58.29](#)  
 uterus and supporting structures [68.19](#)  
 uvula [27.29](#)  
 vagina [70.29](#)  
 vas deferens [63.09](#)  
 vesical [57.39](#)  
 vessel (blood) (any site) [38.29](#)  
 vitreous [14.19](#)  
 vulva [71.19](#)  
 fistulizing, sclera NEC [12.69](#)  
 miscellaneous (nonoperative) NEC [99.99](#)  
 respiratory (nonoperative) NEC [93.99](#)  
 surgical --see Operation
- Proctectasis [96.22](#)
- Proctectomy (partial) --see also Resection,  
 rectum [48.69](#)  
 Abdominoperineal, NOS [48.59](#)  
 laparoscopic [48.51](#)  
 open [48.52](#)  
 other [48.59](#)  
 complete (Miles) (Rankin), NOS [48.59](#)  
 laparoscopic [48.51](#)  
 open [48.52](#)  
 other [48.59](#)  
 pull- through  
 laparoscopic [48.42](#)  
 not otherwise specified [48.40](#)  
 open [48.43](#)  
 other [48.49](#)
- Proctoclysis [96.37](#)
- Proctolysis [48.99](#)
- Proctopexy (Delorme) [48.76](#)  
 abdominal (Ripstein) [48.75](#)
- Proctoplasty [48.79](#)
- Proctorrhaphy [48.71](#)
- Proctoscopy [48.23](#)  
 with biopsy [48.24](#)  
 through stoma (artificial) [48.22](#)  
 transabdominal approach [48.21](#)
- Proctosigmoidectomy --see also Resection,  
 rectum [48.69](#)
- Proctosigmoidopexy [48.76](#)
- Proctosigmoidoscopy (rigid) [48.23](#)  
 with biopsy [48.24](#)  
 flexible [45.24](#)  
 through stoma (artificial) [48.22](#)  
 transabdominal approach [48.21](#)
- Proctostomy [48.1](#)
- Proctotomy (decompression) (linear) [48.0](#)
- Production --see also Formation and Creation  
 atrial septal defect [35.42](#)  
 subcutaneous tunnel for esophageal  
 anastomosis [42.86](#)  
 with anastomosis --see Anastomosis,  
 esophagus, antesternal
- Prognathic recession [76.64](#)
- Prophylaxis, dental (scaling) (polishing) [96.54](#)
- Prostatectomy (complete) (partial) NEC [60.69](#)  
 loop [60.29](#)  
 perineal [60.62](#)  
 radical (any approach) [60.5](#)  
 retropubic (punch) (transcapsular) [60.4](#)  
 suprapubic (punch) (transvesical) [60.3](#)  
 transcapsular NEC [60.69](#)  
 retropubic [60.4](#)  
 transperineal [60.62](#)  
 transurethral [60.29](#)  
 ablation (contact) (noncontact) by laser [60.21](#)  
 electrovaporization [60.29](#)  
 enucleative [60.29](#)  
 resection of prostate (TURP) [60.29](#)  
 ultrasound guided laser induced (TULIP)  
[60.21](#)  
 transvesical punch (suprapubic) [60.3](#)
- Prostatocystotomy [60.0](#)
- Prostatolithotomy [60.0](#)
- Prostatotomy (perineal) [60.0](#)
- Prostatovesiculectomy [60.5](#)
- Protection (of)  
 individual from his surroundings [99.84](#)  
 surroundings from individual [99.84](#)
- Psychoanalysis [94.31](#)
- Psychodrama [94.43](#)
- Psychotherapy NEC [94.39](#)  
 biofeedback [94.39](#)  
 exploratory verbal [94.37](#)  
 group [94.44](#)  
 for psychosexual dysfunctions [94.41](#)  
 play [94.36](#)  
 psychosexual dysfunctions [94.34](#)  
 supportive verbal [94.38](#)
- PTCA (percutaneous transluminal coronary  
 angioplasty) --see Angioplasty, balloon,  
 coronary
- Ptyalectasis [26.91](#)
- Ptyalithotomy [26.0](#)
- Ptyalolithotomy [26.0](#)
- Pubiostomy [77.39](#)  
 assisting delivery [73.94](#)
- Pubococcygeoplasty [59.71](#)
- Puestow operation (pancreaticojejunostomy)  
[52.96](#)
- Pull- through  
 abdomino- anal [48.49](#)  
 abdominoperineal [48.49](#)  
 Duhamel type [48.65](#)  
 endorectal [48.41](#)
- Pulmowrap [93.99](#)
- Pulpectomy --see also Therapy, root canal [23.70](#)
- Pulpotomy --see also Therapy, root canal [23.70](#)
- Pump- oxygenator, for extracorporeal  
 circulation [39.61](#)  
 percutaneous [39.66](#)

Punch  
 operation  
   bladder neck, transurethral [57.49](#)  
   prostate --see Prostatectomy  
   resection, vocal cords [30.22](#)  
 Puncture  
   antrum (nasal) (bilateral) (unilateral) [22.01](#)  
   artery NEC [38.98](#)  
   for  
     arteriography --see also Arteriography  
     [88.40](#)  
   for  
     coronary arteriography --see also  
     Arteriography, coronary [88.57](#)  
   percutaneous vascular closure --omit  
   code  
   bladder, suprapubic (for drainage) NEC  
     [57.18](#)  
     needle [57.11](#)  
     percutaneous (suprapubic) [57.17](#)  
   bursa [83.94](#)  
     hand [82.92](#)  
   cisternal [01.01](#)  
     with contrast media [87.02](#)  
   cranial [01.09](#)  
     with contrast media [87.02](#)  
   craniobuccal pouch [07.72](#)  
   craniopharyngioma [07.72](#)  
   fallopian tube [66.91](#)  
   fontanel, anterior [01.09](#)  
   heart [37.0](#)  
     for intracardiac injection [37.92](#)  
   hypophysis [07.72](#)  
   iris [12.12](#)  
   joint [81.91](#)  
   kidney (percutaneous) [55.92](#)  
   larynx [31.98](#)  
   lumbar (diagnostic) (removal of dye) [03.31](#)  
   lung (for aspiration) [33.93](#)  
   nasal sinus [22.01](#)  
   pericardium [37.0](#)  
   pituitary gland [07.72](#)  
   pleural cavity [34.91](#)  
   Rathke's pouch [07.72](#)  
   spinal [03.31](#)  
   spleen [41.1](#)  
     for biopsy [41.32](#)  
   sternal (for bone marrow biopsy) [41.31](#)  
     donor for bone marrow transplant [41.91](#)  
   vein NEC [38.99](#)  
   for  
     phlebography--see also Phlebography  
     [88.60](#)  
     transfusion --see Transfusion  
   ventricular shunt tubing [01.02](#)

Pupillotomy [12.35](#)  
 Push-back operation (cleft palate repair)  
   [27.62](#)  
 Putti-Platt operation (capsulorrhaphy of  
   shoulder for recurrent dislocation) [81.82](#)  
 pVAD (percutaneous ventricular assist device)  
   [37.68](#)  
 Pyelogram (intravenous) [87.73](#)  
   infusion (continuous) (diuretic) [87.73](#)  
   percutaneous [87.75](#)  
   retrograde [87.74](#)  
 Pyeloileostomy [56.71](#)  
 Pyelolithotomy [55.11](#)  
 Pyeloplasty [55.87](#)  
 Pyelorrhaphy [55.81](#)  
 Pyeloscopy [55.22](#)  
 Pyelostolithotomy, percutaneous [55.03](#)  
 Pyelostomy [55.12](#)  
   closure [55.82](#)  
 Pyelotomy [55.11](#)  
 Pyeloureteroplasty [55.87](#)  
 Pylorectomy [43.6](#)  
 Pyloroduodenotomy --see category [44.2](#)  
 Pyloromyotomy (Ramstedt) (with wedge  
   resection) [43.3](#)  
 Pyloroplasty(Finney)(Heineke- Mikulicz) [44.29](#)  
   dilation, endoscopic [44.22](#)  
     by incision [44.21](#)  
     not elsewhere classified [44.29](#)  
     revision [44.29](#)  
 Pylorostomy --see Gastrostomy

Q

Quadrant resection of breast [85.22](#)  
 Quadriicepsplasty (Thompson) [83.86](#)  
 Quarantine [99.84](#)  
 Quenuthoracoplasty [77.31](#)  
 Quotient, respiratory [89.38](#)



## R

- Rachicentesis [03.31](#)  
 Rachitomy [03.09](#)  
 Radiation therapy--*see also* Therapy,  
     radiation  
     telerradiotherapy --*see* Teleradiotherapy  
 Radical neck dissection--*see*  
     Dissection,neck  
 Radicotomy [03.1](#)  
 Radicectomy [03.1](#)  
 Radiculotomy [03.1](#)  
 Radiography (diagnostic) NEC [88.39](#)  
   abdomen, abdominal (flat plate) NEC  
     [88.19](#)  
     wall (soft tissue) NEC [88.09](#)  
   adenoid [87.09](#)  
   ankle (skeletal) [88.28](#)  
     soft tissue [88.37](#)  
   bone survey [88.31](#)  
   bronchus [87.49](#)  
   chest (routine) [87.44](#)  
     wall NEC [87.39](#)  
   clavicle [87.43](#)  
   computer assisted surgery (CAS) with  
     fluoroscopy [00.33](#)  
   contrast (air) (gas) (radio- opaque  
     substance) NEC  
     abdominal wall [88.03](#)  
     arteries (by fluoroscopy)  
       --*see* Arteriography  
     bile ducts NEC [87.54](#)  
     bladder NEC [87.77](#)  
     brain [87.02](#)  
     breast [87.35](#)  
     bronchus NEC (transcrucoid) [87.32](#)  
     endotracheal [87.31](#)  
     epididymis [87.93](#)  
     esophagus [87.61](#)  
     fallopian tubes  
       gas [87.82](#)  
       opaque dye [87.83](#)  
     fistula (sinus tract) --*see also*  
       Radiography, contrast, by site  
       abdominal wall [88.03](#)  
       chest wall [87.38](#)  
     gallbladder NEC [87.59](#)  
     intervertebral disc(s) [87.21](#)  
     joints [88.32](#)  
     larynx [87.07](#)  
     lymph --*see* Lymphangiogram  
     mammary ducts [87.35](#)  
     mediastinum [87.33](#)  
     nasal sinuses [87.15](#)  
     nasolacrimal ducts [87.05](#)  
     nasopharynx [87.06](#)  
     orbit [87.14](#)
- Radiography - contrast ---*Cont.*  
   pancreas [87.66](#)  
   pelvis  
     gas [88.12](#)  
     opaque dye [88.11](#)  
   peritoneum NEC [88.13](#)  
   retroperitoneum NEC [88.15](#)  
   seminal vesicles [87.91](#)  
   sinus tract --*see also* Radiography,  
     contrast, by site  
     abdominal wall [88.03](#)  
     chest wall [87.38](#)  
     nose [87.15](#)  
   skull [87.02](#)  
   spinal disc(s) [87.21](#)  
   trachea [87.32](#)  
   uterus  
     gas [87.82](#)  
     opaque dye [87.83](#)  
   vas deferens [87.94](#)  
   veins (by fluoroscopy)--*see* Phlebography  
   vena cava (inferior) (superior) [88.51](#)  
   dental NEC [87.12](#)  
   diaphragm [87.49](#)  
   digestive tract NEC [87.69](#)  
     barium swallow [87.61](#)  
     lower GI series [87.64](#)  
     small bowel series [87.63](#)  
     upper GI series [87.62](#)  
   elbow (skeletal) [88.22](#)  
     soft tissue [88.35](#)  
   epididymis NEC [87.95](#)  
   esophagus [87.69](#)  
     barium- swallow [87.61](#)  
   eye [95.14](#)  
   face, head, and neck [87.09](#)  
   facial bones [87.16](#)  
   fallopian tubes [87.85](#)  
   foot [88.28](#)  
   forearm (skeletal) [88.22](#)  
     soft tissue [88.35](#)  
   frontal area, facial [87.16](#)  
   genital organs  
     female NEC [87.89](#)  
     male NEC [87.99](#)  
   hand (skeletal) [88.23](#)  
     soft tissue [88.35](#)  
   head NEC [87.09](#)  
   heart [87.49](#)  
   hip (skeletal) [88.26](#)  
     soft tissue [88.37](#)  
   intestine NEC [87.65](#)  
   kidney- ureter- bladder (KUB) [87.79](#)  
   knee (skeletal) [88.27](#)  
     soft tissue [88.37](#)

Radiography ---Cont.

KUB (kidney- ureter- bladder) [87.79](#)  
 larynx [87.09](#)  
 lower leg (skeletal) [88.27](#)  
     soft tissue [88.37](#)  
 lower limb (skeletal) NEC [88.29](#)  
     soft tissue NEC [88.37](#)  
 lung [87.49](#)  
 mandible [87.16](#)  
 maxilla [87.16](#)  
 mediastinum [87.49](#)  
 nasal sinuses [87.16](#)  
 nasolacrimal duct [87.09](#)  
 nasopharynx [87.09](#)  
 neck NEC [87.09](#)  
 nose [87.16](#)  
 orbit [87.16](#)  
 pelvis (skeletal) [88.26](#)  
     pelvimetry [88.25](#)  
     soft tissue [88.19](#)  
 prostate NEC [87.92](#)  
 retroperitoneum NEC [88.16](#)  
 ribs [87.43](#)  
 root canal [87.12](#)  
 salivary gland [87.09](#)  
 seminal vesicles NEC [87.92](#)  
 shoulder (skeletal) [88.21](#)  
     soft tissue [88.35](#)  
 skeletal NEC [88.33](#)  
     series (whole or complete) [88.31](#)  
 skull (lateral, sagittal or tangential projection) NEC [87.17](#)  
 spine NEC [87.29](#)  
     cervical [87.22](#)  
     lumbosacral [87.24](#)  
     sacrococcygeal [87.24](#)  
     thoracic [87.23](#)  
 sternum [87.43](#)  
 supraorbital area [87.16](#)  
 symphysis menti [87.16](#)  
 teeth NEC [87.12](#)  
     full- mouth [87.11](#)  
 thigh (skeletal) [88.27](#)  
     soft tissue [88.37](#)  
 thyroid region [87.09](#)  
 tonsils and adenoids [87.09](#)  
 trachea [87.49](#)  
 ultrasonic --see Ultrasonography  
 upper arm (skeletal) [88.21](#)  
     soft tissue [88.35](#)  
 upper limb (skeletal) NEC [88.24](#)  
     soft tissue NEC [88.35](#)  
 urinary system NEC [87.79](#)  
 uterus NEC [87.85](#)  
     gravid [87.81](#)  
 uvula [87.09](#)  
 vas deferens NEC [87.95](#)  
 wrist [88.23](#)  
 zygomaticomaxillary complex [87.16](#)

Radioimmunotherapy [92.28](#)  
 Radioisotope  
     scanning --see Scan, radioisotope  
     therapy --see Therapy, radioisotope  
 Radiology  
     diagnostic --see Radiography  
     therapeutic --see Therapy, radiation  
 Radiosurgery, stereotactic [92.30](#)  
     cobalt 60 [92.32](#)  
     linear accelerator (LINAC) [92.31](#)  
     multi- source [92.32](#)  
     particle beam [92.33](#)  
     particulate [92.33](#)  
     radiosurgery NEC [92.39](#)  
     single source photon [92.31](#)  
 Raising, pedicle graft [86.71](#)  
 Ramadier operation (intrapetrosal drainage) [20.22](#)  
 Ramisection (sympathetic) [05.0](#)  
 Ramstedt operation (pyloromyotomy) (with wedge resection) [43.3](#)  
 Range of motion testing [93.05](#)  
 Rankin operation  
     exteriorization of intestine [46.03](#)  
     proctectomy (complete), NOS [48.50](#)  
         laparoscopic [48.51](#)  
         open [48.52](#)  
         other [48.59](#)  
 Rashkind operation (balloon septostomy) [35.41](#)  
 Rastelli operation (creation of conduit between rightventricle and pulmonary artery) [35.92](#)  
     in repair of  
         pulmonary artery atresia [35.92](#)  
         transposition of great vessels [35.92](#)  
         truncus arteriosus [35.83](#)  
 Raz-Pereyra procedure (bladder neck suspension) [59.79](#)  
 RCSA(radical cryosurgical ablation) of prostate [60.62](#)  
 Readjustment --see Adjustment  
 Reamputation, stump [84.3](#)  
 Reanastomosis --see Anastomosis  
 Reattachment  
     amputated ear [18.72](#)  
     ankle [84.27](#)  
     arm (upper) NEC [84.24](#)  
     choroid and retina NEC [14.59](#)  
     by  
         cryotherapy [14.52](#)  
         diathermy [14.51](#)  
         electrocoagulation [14.51](#)  
         photocoagulation [14.55](#)  
         laser [14.54](#)  
         xenon arc [14.53](#)  
     ear (amputated) [18.72](#)  
     extremity [84.29](#)  
     ankle [84.27](#)

## Reattachment - extremity ---Cont.

- arm (upper) NEC [84.24](#)
  - fingers, except thumb [84.22](#)
    - thumb [84.21](#)
  - foot [84.26](#)
  - forearm [84.23](#)
  - hand [84.23](#)
  - leg (lower) NEC [84.27](#)
  - thigh [84.28](#)
  - thumb [84.21](#)
  - toe [84.25](#)
  - wrist [84.23](#)
  - finger [84.22](#)
    - thumb [84.21](#)
  - foot [84.26](#)
  - forearm [84.23](#)
  - hand [84.23](#)
  - joint capsule --see also Arthroplasty [81.96](#)
  - leg (lower) NEC [84.27](#)
  - ligament --see also Arthroplasty
    - uterosacral [69.22](#)
  - muscle [83.74](#)
    - hand [82.54](#)
      - papillary (heart) [35.31](#)
    - nerve (peripheral) [04.79](#)
    - nose (amputated) [21.89](#)
    - papillary muscle (heart) [35.31](#)
    - penis (amputated) [64.45](#)
    - retina (and choroid) NEC [14.59](#)
      - by
        - cryotherapy [14.52](#)
        - diathermy [14.51](#)
        - electrocoagulation [14.51](#)
        - photocoagulation [14.55](#)
          - laser [14.54](#)
          - xenon arc [14.53](#)
  - tendon (to tendon) [83.73](#)
    - hand [82.53](#)
      - to skeletal attachment [83.88](#)
        - hand [82.85](#)
    - thigh [84.28](#)
    - thumb [84.21](#)
    - toe [84.25](#)
    - tooth [23.5](#)
    - uterosacral ligament(s) [69.22](#)
    - vessels (peripheral) [39.59](#)
      - renal, aberrant [39.55](#)
    - wrist [84.23](#)
- Recession
  - extraocular muscle [15.11](#)
    - multiple (two or more muscles) (with advancement or resection) [15.3](#)
  - gastrocnemius tendon(Strayer operation) [83.72](#)
  - levator palpebrae (superioris)muscle [08.38](#)
  - prognathic jaw [76.64](#)
  - tendon [83.72](#)
    - hand [82.52](#)

- Reclosure --see also Closure disrupted
  - abdominal wall (postoperative) [54.61](#)
- Reconstruction (plastic) --see also
  - Construction and Repair, by site
    - alveolus, alveolar (process) (ridge) (with graft or implant) [24.5](#)
  - artery (graft) --see Graft, artery
  - artificial stoma, intestine [46.40](#)
  - auditory canal (external) [18.6](#)
  - auricle (ear) [18.71](#)
  - bladder [57.87](#)
    - with
      - ileum [57.87](#) [[45.51](#)]
      - sigmoid [57.87](#) [[45.52](#)]
  - bone,except facial--see also
    - Osteoplasty[78.40](#)
  - facial NEC [76.46](#)
    - with total osteotomy [76.44](#)
    - mandible [76.43](#)
      - with total mandibulectomy [76.41](#)
  - breast, total, NOS [85.70](#)
    - deep inferior epigastric artery perforator (DIEP) flap, free [85.74](#)
    - gluteal artery perforator (GAP) flap, free [85.76](#)
    - latissimus dorsi myocutaneous flap [85.71](#)
    - other [85.79](#)
    - superficial inferior epigastric artery (SIEA) flap, free [85.75](#)
    - transverse rectus abdominis musculo - cutaneous (TRAM) flap, free [85.73](#)
    - transverse rectus abdominis myocutaneous (TRAM) flap, pedicled [85.72](#)
  - bronchus [33.48](#)
  - canthus (lateral) [08.59](#)
  - cardiac annulus [35.33](#)
  - chest wall (mesh) (silastic) [34.79](#)
  - cleft lip [27.54](#)
  - conjunctival cul- de- sac [10.43](#)
    - with graft (buccal mucous membrane) (free) [10.42](#)
  - cornea NEC [11.79](#)
  - diaphragm [34.84](#)
  - ear (external) (auricle) [18.71](#)
    - external auditory canal [18.6](#)
    - meatus (new) (osseous skin- lined) [18.6](#)
    - ossicles [19.3](#)
    - prominent or protruding [18.5](#)
  - eyebrow [08.70](#)
  - eyelid [08.70](#)
    - with graft or flap [08.69](#)
      - hair follicle [08.63](#)
      - mucous membrane [08.62](#)
      - skin [08.61](#)
      - tarsconjunctival (one- stage) (two- stage) [08.64](#)
    - full- thickness [08.74](#)
      - involving lid margin [08.73](#)
    - partial- thickness [08.72](#)
      - involving lid margin [08.71](#)

- Reconstruction ---*Cont.*  
 eye socket [16.64](#)  
     with graft [16.63](#)  
 fallopian tube [66.79](#)  
 foot and toes (with fixation device) [81.57](#)  
     with prosthetic implant [81.57](#)  
 frontonasal duct [22.79](#)  
 hip (total) (with prosthesis) [81.51](#)  
 intraoral [27.59](#)  
 joint --*see* Arthroplasty  
 lymphatic (by transplantation) [40.9](#)  
 mandible [76.43](#)  
     with total mandibulectomy [76.41](#)  
 mastoid cavity [19.9](#)  
 mouth [27.59](#)  
 nipple NEC [85.87](#)  
 nose (total) (with arm flap) (with forehead flap) [21.83](#)  
 ossicles (graft) (prosthesis) NEC [19.3](#)  
     with  
         stapedectomy [19.19](#)  
         tympanoplasty [19.53](#)  
 pelvic floor [71.79](#)  
 penis (rib graft) (skin graft)  
     (myocutaneous flap) [64.44](#)  
 pharynx [29.4](#)  
 scrotum (with pedicle flap) (with rotational flap) [61.49](#)  
 skin (plastic) (without graft) NEC [86.89](#)  
     with graft --*see* Graft, skin  
 subcutaneous tissue (plastic) (without skin graft) NEC [86.89](#)  
     with graft --*see* Graft, skin  
 tendon pulley(with graft)(with local tissue)[83.83](#)  
     for opponensplasty [82.71](#)  
     hand [82.71](#)  
 thumb (osteoplastic) (with bone graft) (with skin graft) [82.69](#)  
 trachea (with graft) [31.75](#)  
 umbilicus  
     laparoscopic [53.43](#)  
     with graft or prosthesis [53.42](#)  
     other and open with graft or prosthesis [53.41](#)  
     other open [53.49](#)  
 ureteropelvic junction [55.87](#)  
 urethra [58.46](#)  
 vagina [70.62](#)  
     with graft or prosthesis [70.64](#)  
 vas deferens, surgically divided [63.82](#)  
 Recontour, gingiva [24.2](#)  
 Recreational therapy [93.81](#)  
 Rectectomy--*see also* Resection,rectum[48.69](#)  
 Rectopexy (Delorme) [48.76](#)  
     abdominal (Ripstein) [48.75](#)  
 Rectoplasty [48.79](#)  
 Rectorectostomy [48.74](#)  
 Rectorrhaphy [48.71](#)
- Rectosigmoidectomy --*see also* Resection, rectum [48.69](#)  
     transsacral [48.61](#)  
 Rectosigmoidostomy [45.94](#)  
 Rectostomy [48.1](#)  
     closure [48.72](#)  
 Red cell survival studies [92.05](#)  
 Reduction  
     adipose tissue [86.83](#)  
     batwing arms [86.83](#)  
     breast (bilateral) [85.32](#)  
         unilateral [85.31](#)  
     bulbous tuberosities (mandible) (maxilla) (fibrous) (osseous) [24.31](#)  
     buttocks [86.83](#)  
     diastasis, ankle mortise (closed) [79.77](#)  
         open [79.87](#)  
     dislocation (of joint) (manipulation) (with cast) (with splint) (with traction device) (closed) [79.70](#)  
         with fracture --*see* Reduction,fracture,by site  
         ankle (closed) [79.77](#)  
             open [79.87](#)  
         elbow (closed) [79.72](#)  
             open [79.82](#)  
         finger (closed) [79.74](#)  
             open [79.84](#)  
         foot (closed) [79.78](#)  
             open [79.88](#)  
         hand (closed) [79.74](#)  
             open [79.84](#)  
         hip (closed) [79.75](#)  
             open [79.85](#)  
         knee (closed) [79.76](#)  
             open [79.86](#)  
         open (with external fixation) (with internal fixation) [79.80](#)  
             specified site NEC [79.89](#)  
         shoulder (closed) [79.71](#)  
             open [79.81](#)  
             specified site (closed) NEC [79.79](#)  
             open [79.89](#)  
         temporomandibular (closed) [76.93](#)  
             open [76.94](#)  
         toe (closed) [79.78](#)  
             open [79.88](#)  
         wrist (closed) [79.73](#)  
             open [79.83](#)  
 elephantiasis, scrotum [61.3](#)  
 epistaxis--*see also* Control, epistaxis [21.00](#)  
 fracture (bone) (with cast) (with splint) (with traction device) (closed) [79.00](#)  
     with internal fixation [79.10](#)  
     alveolar process(with stabilization of teeth)  
         mandible (closed) [76.75](#)  
             open [76.77](#)  
         maxilla (closed) [76.73](#)  
             open [76.77](#)  
             open [76.77](#)

ICD-9-CM INDEX TO PROCEDURES (FY10)

Reduction-fracture --Cont.

- ankle --see Reduction, fracture, leg
- arm (closed) NEC [79.02](#)
  - with internal fixation [79.12](#)
  - open [79.22](#)
    - with internal fixation [79.32](#)
- blow-out --see Reduction, fracture, orbit
- carpal, metacarpal (closed) [79.03](#)
  - with internal fixation [79.13](#)
  - open [79.23](#)
    - with internal fixation [79.33](#)
- epiphysis --see Reduction, separation
- facial (bone) NEC [76.70](#)
  - closed [76.78](#)
  - open [76.79](#)
- femur (closed) [79.05](#)
  - with internal fixation [79.15](#)
  - open [79.25](#)
    - with internal fixation [79.35](#)
- fibula (closed) [79.06](#)
  - with internal fixation [79.16](#)
  - open [79.26](#)
    - with internal fixation [79.36](#)
- foot (closed) NEC [79.07](#)
  - with internal fixation [79.17](#)
  - open [79.27](#)
    - with internal fixation [79.37](#)
- hand (closed) NEC [79.03](#)
  - with internal fixation [79.13](#)
  - open [79.23](#)
    - with internal fixation [79.33](#)
- humerus (closed) [79.01](#)
  - with internal fixation [79.11](#)
  - open [79.21](#)
    - with internal fixation [79.31](#)
- jaw (lower) --see also Reduction, fracture, mandible
  - upper--see Reduction,fracture,maxilla
- larynx [31.64](#)
- leg (closed) NEC [79.06](#)
  - with internal fixation [79.16](#)
  - open [79.26](#)
    - with internal fixation [79.36](#)
- malar (closed) [76.71](#)
  - open [76.72](#)
- mandible(with dental wiring)(closed) [76.75](#)
  - open [76.76](#)
- maxilla(with dental wiring)(closed) [76.73](#)
  - open [76.74](#)
- nasal (closed) [21.71](#)
  - open [21.72](#)
- open [79.20](#)
  - with internal fixation [79.30](#)
    - specified site NEC [79.29](#)
    - with internal fixation [79.39](#)
- orbit (rim) (wall) (closed) [76.78](#)
  - open [76.79](#)
- patella(open)(with internal fixation) [79.36](#)

Reduction-fracture --Cont.

- phalanges
  - foot (closed) [79.08](#)
    - with internal fixation [79.18](#)
    - open [79.28](#)
      - with internal fixation [79.38](#)
  - hand (closed) [79.04](#)
    - with internal fixation [79.14](#)
    - open [79.24](#)
      - with internal fixation [79.34](#)
  - radius (closed) [79.02](#)
    - with internal fixation [79.12](#)
    - open [79.22](#)
      - with internal fixation [79.32](#)
  - skull [02.02](#)
  - specified site (closed) NEC [79.09](#)
    - with internal fixation [79.19](#)
    - open [79.29](#)
      - with internal fixation [79.39](#)
  - spine [03.53](#)
  - tarsal, metatarsal (closed) [79.07](#)
    - with internal fixation [79.17](#)
    - open [79.27](#)
      - with internal fixation [79.37](#)
  - tibia (closed) [79.06](#)
    - with internal fixation [79.16](#)
    - open [79.26](#)
      - with internal fixation [79.36](#)
  - ulna (closed) [79.02](#)
    - with internal fixation [79.12](#)
    - open [79.22](#)
      - with internal fixation [79.32](#)
  - vertebra [03.53](#)
  - zygoma, zygomatic arch (closed) [76.71](#)
    - open [76.72](#)
  - fracture dislocation--see Reduction,fracture
  - heart volume [37.35](#)
  - hemorrhoids (manual) [49.41](#)
  - hernia --see also Repair, hernia manual [96.27](#)
  - intussusception (open) [46.80](#)
    - with
      - fluoroscopy [96.29](#)
      - ionizing radiation enema [96.29](#)
      - ultrasonography guidance [96.29](#)
    - hydrostatic [96.29](#)
    - large intestine [46.82](#)
      - endoscopic (balloon) [46.85](#)
    - pneumatic [96.29](#)
    - small intestine [46.81](#)
  - lung volume [32.22](#)
    - biologic lung volume reduction (BLVR)
      - see category [33.7](#)
  - malrotation,intestine(manual)(surgical) [46.80](#)
    - large [46.82](#)
      - endoscopic (balloon) [46.85](#)
    - small [46.81](#)
  - mammoplasty (bilateral) [85.32](#)
    - unilateral [85.31](#)

Reduction --Cont.

- prolapse
  - anus (operative) [49.94](#)
  - colostomy (manual) [96.28](#)
  - enterostomy (manual) [96.28](#)
  - ileostomy (manual) [96.28](#)
  - rectum (manual) [96.26](#)
  - uterus
    - by pessary [96.18](#)
    - surgical [69.22](#)
- ptosis overcorrection [08.37](#)
- retroversion, uterus by pessary [96.18](#)
- separation, epiphysis (with internal fixation) (closed) [79.40](#)
  - femur (closed) [79.45](#)
    - open [79.55](#)
  - fibula (closed) [79.46](#)
    - open [79.56](#)
  - humerus (closed) [79.41](#)
    - open [79.51](#)
  - open [79.50](#)
  - specified site (closed) NEC --see also category [79.4](#)
    - open --see category [79.5](#)
  - tibia (closed) [79.46](#)
    - open [79.56](#)
- size
  - abdominal wall (adipose) (pendulous) [86.83](#)
  - arms (adipose) (batwing) [86.83](#)
  - breast (bilateral) [85.32](#)
    - unilateral [85.31](#)
  - buttocks (adipose) [86.83](#)
  - finger (macroductyly repair) [82.83](#)
  - skin [86.83](#)
  - subcutaneous tissue [86.83](#)
  - thighs (adipose) [86.83](#)
- torsion
  - intestine (manual) (surgical) [46.80](#)
    - large [46.82](#)
    - endoscopic (balloon) [46.85](#)
    - small [46.81](#)
  - kidney pedicle [55.84](#)
  - omentum [54.74](#)
  - spermatic cord [63.52](#)
    - with orchiopexy [62.5](#)
  - testis [63.52](#)
    - with orchiopexy [62.5](#)
  - uterus NEC [69.98](#)
    - gravid [75.99](#)
- ventricular [37.35](#)
- volvulus
  - intestine [46.80](#)
    - large [46.82](#)
    - endoscopic (balloon) [46.85](#)
    - small [46.81](#)
  - stomach [44.92](#)
- Reefing, joint capsule --see also Arthroplasty [81.96](#)
- Re-entry operation (aorta) [39.54](#)

- Re-establishment, continuity
  - see also Anastomosis
  - bowel [46.50](#)
  - fallopian tube [66.79](#)
  - vas deferens [63.82](#)
- Referral (for)
  - psychiatric aftercare (halfway house) (outpatient clinic) [94.52](#)
  - psychotherapy [94.51](#)
  - rehabilitation
    - alcoholism [94.53](#)
    - drug addiction [94.54](#)
    - psychologic NEC [94.59](#)
    - vocational [94.55](#)
- Reformation
  - cardiac pacemaker pocket, new site (skin) (subcutaneous) [37.79](#)
  - cardioverter/defibrillator (automatic) pocket, new site (skin) (subcutaneous) [37.79](#)
  - chamber of eye [12.99](#)
- Refracture
  - bone (for faulty union) --see also Osteoclasia [78.70](#)
  - nasal bones [21.88](#)
- Refusion
  - spinal, NOS [81.30](#)
    - atlas- axis (anterior) (transoral) (posterior) [81.31](#)
    - cervical (C2 level or below) NEC [81.32](#)
      - anterior (interbody), anterolateral technique [81.32](#)
      - C1- C2 level (anterior)(posterior) [81.31](#)
      - posterior (interbody), posterolateral technique [81.33](#)
    - craniocervical
      - (anterior)(transoral)(posterior) [81.31](#)
    - dorsal, dorsolumbar NEC [81.35](#)
      - anterior (interbody), anterolateral technique [81.34](#)
      - posterior (interbody) posterolateral technique [81.35](#)
    - lumbar, lumbosacral NEC [81.38](#)
      - anterior (interbody), anterolateral technique [81.36](#)
      - anterior lumbar interbody fusion (ALIF) [81.36](#)
      - lateral transverse process technique [81.37](#)
      - posterior (interbody), posterolateral technique [81.38](#)
      - posterior lumbar interbody fusion (PLIF) [81.38](#)
      - transforaminal lumbar interbody fusion (TLIF) [81.38](#)
  - number of vertebrae
    - see codes [81.62](#) - [81.64](#)
  - occiput- C2 (anterior) (transoral) (posterior) [81.31](#)

## Refusion --Cont

refusion NEC [81.39](#)

Note : Also use either [81.62](#), [81.63](#), or [81.64](#) as an additional code to show the total number of vertebrae fused

Regional blood flow study [92.05](#)Regulation, menstrual [69.6](#)Rehabilitation programs NEC [93.89](#)alcohol [94.61](#)with detoxification [94.63](#)combined alcohol and drug [94.67](#)with detoxification [94.69](#)drug [94.64](#)with detoxification [94.66](#)combined drug and alcohol [94.67](#)with detoxification [94.69](#)sheltered employment [93.85](#)vocational [93.85](#)

## Reimplantation

adrenal tissue (heterotopic) (orthotopic) [07.45](#)artery [39.59](#)renal, aberrant [39.55](#)bile ducts following excision of ampulla of Vater [51.62](#)

extremity --see Reattachment, extremity

fallopian tube into uterus [66.74](#)kidney [55.61](#)lung [33.5](#)ovary [65.72](#)laparoscopic [65.75](#)pancreatic tissue [52.81](#)parathyroid tissue (heterotopic) (orthotopic) [06.95](#)pulmonary artery for hemitruncus repair [35.83](#)renal vessel, aberrant [39.55](#)testis in scrotum [62.5](#)thyroid tissue (heterotopic) (orthotopic) [06.94](#)tooth [23.5](#)ureter into bladder [56.74](#)

Reinforcement --see also Repair, by site

sclera NEC [12.88](#)with graft [12.87](#)

Reinsertion --see also Insertion or Revision

cystostomy tube [59.94](#)fixation device (internal) --see also Fixation, bone, internal [78.50](#)heart valve (prosthetic) [35.95](#)Holter (- Spitz) valve [02.42](#)

implant (expelled) (extruded)

eyeball (with conjunctival graft) [16.62](#)orbital [16.62](#)nephrostomy tube [55.93](#)pyelostomy tube [55.94](#)

## Reinsertion --Cont

ureteral stent (transurethral) [59.8](#)with ureterotomy [59.8](#) [[56.2](#)]ureterostomy tube [59.93](#)

valve

heart (prosthetic) [35.95](#)ventricular (cerebral) [02.42](#)Relaxation --see also Release training [94.33](#)

## Release

carpal tunnel (for nerve decompression) [04.43](#)celiac artery axis [39.91](#)central slip, extensor tendon hand (mallet finger repair) [82.84](#)chordee [64.42](#)clubfoot NEC [83.84](#)de Quervain's tenosynovitis [82.01](#)Dupuytren's contracture (by palmar fasciectomy) [82.35](#)by fasciectomy (subcutaneous) [82.12](#)with excision [82.35](#)Fowler (mallet finger repair) [82.84](#)

joint (capsule) (adherent) (constrictive)

--see also Division, joint capsule [80.40](#)laryngeal [31.92](#)ligament --see also Division, ligament [80.40](#)median arcuate [39.91](#)median arcuate ligament [39.91](#)muscle (division) [83.19](#)hand [82.19](#)nerve (peripheral) NEC [04.49](#)cranial NEC [04.42](#)trigeminal [04.41](#)pressure, intraocular [12.79](#)

scar tissue

skin [86.84](#)

stoma --see Revision, stoma

tarsal tunnel [04.44](#)tendon [83.13](#)hand [82.11](#)extensor, central slip (repair mallet finger) [82.84](#)sheath [83.01](#)hand [82.01](#)tenosynovitis [83.01](#)abductor pollicis longus [82.01](#)de Quervain's [82.01](#)external pollicis brevis [82.01](#)hand [82.01](#)

## torsion

intestine [46.80](#)large [46.82](#)endoscopic (balloon) [46.85](#)small [46.81](#)kidney pedicle [55.84](#)ovary [65.95](#)testes [63.52](#)transverse carpal ligament (for nerve decompression) [04.43](#)

Release ---*Cont.*  
 trigger finger or thumb [82.01](#)  
 urethral stricture [58.5](#)  
 Volkmann's contracture  
   excision of scar, muscle [83.32](#)  
   fasciotomy [83.14](#)  
   muscle transplantation [83.77](#)  
   web contracture (skin) [86.84](#)  
 Relief --*see* Release  
 Relocation --*see also* Revision  
   cardiac device (CRT- D)(CRT- P)(defibrillator)  
     (pacemaker) pocket, new site (skin)  
     (subcutaneous) [37.79](#)  
   CRT- D pocket [37.79](#)  
   CRT- P pocket [37.79](#)  
   subcutaneous device pocket NEC [86.09](#)  
 Remobilization  
   joint [93.16](#)  
   stapes [19.0](#)  
 Remodel  
   ventricle [37.35](#)  
 Removal --*see also* Excision  
   Abrams bar (chest wall) [34.01](#)  
   abscess --*see* Incision, by site  
   adenoid tag(s) [28.6](#)  
   anal sphincter  
     with revision [49.75](#)  
     without revision [49.76](#)  
   arch bars (orthodontic) [24.8](#)  
   immobilization device [97.33](#)  
   artificial heart  
     internal biventricular replacement system  
     [37.55](#)  
   arterial graft or prosthesis [39.49](#)  
   arteriovenous shunt (device) [39.43](#)  
     with creation of new shunt [39.42](#)  
   Barton's tongs (skull) [02.95](#)  
     with synchronous replacement [02.94](#)  
   bladder sphincter, artificial [58.99](#)  
     with replacement [58.93](#)  
   blood clot --*see also* Incision, by site  
     bladder (by incision) [57.19](#)  
     without incision [57.0](#)  
     kidney (without incision) [56.0](#)  
     by incision [55.01](#)  
     ureter  
       by incision [56.2](#)  
   bone fragment (chip) --*see also* Incision,  
     bone [77.10](#)  
     joint --*see also* Arthrotomy [80.10](#)  
     necrotic --*see also* Sequestrectomy, bone  
     [77.00](#)  
     joint --*see also* Arthrotomy [80.10](#)  
     skull [01.25](#)  
     with debridement compound fracture  
     [02.02](#)  
   bone growth stimulator--*see* category [78.6](#)  
   bony spicules, spinal canal [03.53](#)  
   brace [97.88](#)

Removal ---*Cont.*  
   breast implant [85.94](#)  
     tissue expander [85.96](#)  
   bronchial device or substance  
     endoscopic [33.78](#)  
   calcareous deposit  
     bursa [83.03](#)  
       hand [82.03](#)  
     tendon, intratendinous [83.39](#)  
       hand [82.29](#)  
   calcification, heart valve leaflets  
     --*see* Valvuloplasty,heart  
   calculus  
     bile duct (by incision) [51.49](#)  
       endoscopic [51.88](#)  
       laparoscopic [51.88](#)  
       percutaneous [51.98](#)  
     bladder (by incision) [57.19](#)  
       without incision [57.0](#)  
     common duct (by incision) [51.41](#)  
       endoscopic [51.88](#)  
       laparoscopic [51.88](#)  
       percutaneous [51.96](#)  
     gallbladder [51.04](#)  
       endoscopic [51.88](#)  
       laparoscopic [51.88](#)  
     kidney (by incision) [55.01](#)  
       without incision (transurethral) [56.0](#)  
       percutaneous [55.03](#)  
       with fragmentation (ultrasound) [55.04](#)  
     renal pelvis (by incision) [55.11](#)  
     percutaneous nephostomy [55.03](#)  
       with fragmentation [55.04](#)  
     transurethral [56.0](#)  
   lacrimal  
     canaliculi [09.42](#)  
       by incision [09.52](#)  
     gland [09.3](#)  
       by incision [09.0](#)  
       passage(s) [09.49](#)  
       by incision [09.59](#)  
     punctum [09.41](#)  
       by incision [09.51](#)  
     sac [09.49](#)  
       by incision [09.53](#)  
     pancreatic duct (by incision) [52.09](#)  
       endoscopic [52.94](#)  
   perirenal tissue [59.09](#)  
   pharynx [29.39](#)  
   prostate [60.0](#)  
   salivary gland (by incision) [26.0](#)  
     by probe [26.91](#)  
   ureter (by incision) [56.2](#)  
     without incision [56.0](#)  
   urethra (by incision) [58.0](#)  
     without incision [58.6](#)  
   caliper tongs (skull) [02.95](#)



## Removal ---Cont.

- cannula
  - for extracorporeal membrane oxygenation (ECMO) --omit code
- cardiac pacemaker (device) (initial) (permanent)(cardiac resynchronization device,CRT- P) [37.89](#)
  - with replacement (by)
    - cardiac resynchronization pacemaker (CRT- P)
      - device only [00.53](#)
      - total system [00.50](#)
    - dual chamber device [37.87](#)
    - single- chamber device [37.85](#)
    - rate responsive [37.86](#)
- cardioverter/defibrillator pulse generator without replacement (cardiac resynchronization defibrillator device (CRT- D)) [37.79](#)
- cast [97.88](#)
  - with reapplication [97.13](#)
    - lower limb [97.12](#)
    - upper limb [97.11](#)
- catheter (indwelling) --see also Removal, tube
  - bladder [97.64](#)
  - cranial cavity [01.27](#)
  - middle ear (tympanum) [20.1](#)
  - ureter [97.62](#)
  - urinary [97.64](#)
  - ventricular (cerebral) [02.43](#)
    - with synchronous replacement [02.42](#)
- CCM (cardiac contractility modulation) without replacement (rechargeable pulse generator) (total system) [37.79](#)
- cerclage material, cervix [69.96](#)
- cerumen, ear [96.52](#)
- corneal epithelium [11.41](#)
  - for smear or culture [11.21](#)
- coronary artery obstruction (thrombus) [36.09](#)
  - direct intracoronary artery infusion [36.04](#)
- open chest approach [36.03](#)
- percutaneous transluminal (balloon)
 

Note: Also use [00.40](#), [00.41](#), [00.42](#), or [00.43](#) to show the total number of vessels treated. Use code [00.44](#) once to show procedure on a bifurcated vessel. In addition, use [00.45](#), [00.46](#), [00.47](#), or [00.48](#) to show the number of vascular stents inserted.

  - with thrombolytic agent infusion [36.02](#)
  - multiple vessels [36.05](#)

## Removal---Cont.

- Crutchfield tongs (skull) [02.95](#)
    - with synchronous replacement [02.94](#)
  - cyst --see also Excision, lesion, by site
    - dental [24.4](#)
    - lung [32.29](#)
      - endoscopic [32.28](#)
      - thoracoscopic [32.20](#)
  - cystic duct remnant [51.61](#)
  - decidua (by)
    - aspiration curettage [69.52](#)
    - curettage (D and C) [69.02](#)
    - manual [75.4](#)
  - dental wiring(immobilization device) [97.33](#)
    - orthodontic [24.8](#)
  - device (therapeutic) NEC [97.89](#)
    - abdomen NEC [97.86](#)
    - bronchus [33.78](#)
    - valve [33.78](#)
    - digestive system NEC [97.59](#)
    - drainage --see Removal, tube
    - external fixation device [97.88](#)
      - mandibular NEC [97.36](#)
    - minifixator (bone) --see category [78.6](#)
    - for musculoskeletal immobilization NEC [97.88](#)
    - genital tract NEC [97.79](#)
    - head and neck NEC [97.39](#)
    - intrauterine contraceptive [97.71](#)
    - spine [80.09](#)
    - thorax NEC [97.49](#)
    - trunk NEC [97.87](#)
    - urinary system NEC [97.69](#)
  - diaphragm, vagina [97.73](#)
  - drainage device --see Removal, tube
  - dye, spinal canal [03.31](#)
  - ectopic fetus (from) [66.02](#)
    - abdominal cavity [74.3](#)
    - extraperitoneal (intraligamentous) [74.3](#)
    - fallopian tube (by salpingostomy) [66.02](#)
      - by salpingotomy [66.01](#)
      - with salpingectomy [66.62](#)
    - intraligamentous [74.3](#)
  - ovarian [74.3](#)
  - peritoneal (following uterine or tubal rupture) [74.3](#)
  - site NEC [74.3](#)
  - tubal (by salpingostomy) [66.02](#)
    - by salpingotomy [66.01](#)
    - with salpingectomy [66.62](#)
- electrodes
  - bone growth stimulator--see category [78.6](#)
- brain [01.22](#)
  - depth [01.22](#)
    - with synchronous replacement [02.93](#)
  - foramen ovale [01.22](#)
    - with synchronous replacement [02.93](#)
  - sphenoidal --omit code
  - with synchronous replacement [02.96](#)

Removal --electrodes ---*Cont.*  
 cardiac pacemaker (atrial) (transvenous)  
     (ventricular) [37.77](#)  
     with replacement [37.76](#)  
 carotid sinus [04.93](#)  
     with synchronous replacement [04.92](#)  
 depth [01.22](#)  
     with synchronous replacement [02.93](#)  
 epicardial (myocardial) [37.77](#)  
     with replacement (by)  
         atrial and/or ventricular lead(s)  
             (electrode) [37.76](#)  
         epicardial lead [37.74](#)  
 epidural pegs [01.22](#)  
     with synchronous replacement [02.93](#)  
 foramen ovale [01.22](#)  
     with synchronous replacement [02.93](#)  
 gastric [04.93](#)  
     with synchronous replacement [04.92](#)  
 intracranial [01.22](#)  
     with synchronous replacement [02.93](#)  
 peripheral nerve [04.93](#)  
     with synchronous replacement [04.92](#)  
 sacral nerve [04.93](#)  
 sphenoidal --*omit code*  
     with synchronous replacement [02.96](#)  
 spinal [03.94](#)  
     with synchronous replacement [03.93](#)  
 temporary transvenous pacemaker  
     system --*omit code*  
 electroencephalographic receiver (brain)  
     (intracranial) [01.22](#)  
     with synchronous replacement [02.93](#)  
 electronic  
     stimulator --*see* Removal,  
         neurostimulator, by site  
         bladder [57.98](#)  
         bone [78.6](#)  
         skeletal muscle [83.93](#)  
         with synchronous replacement [83.92](#)  
         ureter [56.94](#)  
 electrostimulator --*see* Removal, electronic,  
     stimulator, by site  
 embolus [38.00](#)  
     with endarterectomy  
         --*see* Endarterectomy  
     abdominal  
         artery [38.06](#)  
         vein [38.07](#)  
 aorta (arch) (ascending) (descending)  
     [38.04](#)  
 arteriovenous shunt or cannula [39.49](#)  
 bovine graft [39.49](#)  
 head and neck vessel  
     endovascular approach [39.74](#)  
     open approach, intracranial vessels  
         [38.01](#)  
     open approach, other vessels of  
         head and neck [38.02](#)

Removal --embolus ---*Cont.*  
 intracranial vessel  
     endovascular approach [39.74](#)  
     open approach, intracranial vessels  
         [38.01](#)  
     open approach, other vessels of  
         head and neck [38.02](#)  
 lower limb  
     artery [38.08](#)  
     vein [38.09](#)  
     pulmonary (artery) (vein) [38.05](#)  
     thoracic vessel NEC [38.05](#)  
     upper limb (artery) (vein) [38.03](#)  
 embryo --*see* Removal, ectopic fetus  
 encircling tube, eye (episcleral) [14.6](#)  
 epithelial downgrowth, anterior chamber  
     [12.93](#)  
 external fixation device [97.88](#)  
     mandibular NEC [97.36](#)  
     minifixator (bone) --*see* category [78.6](#)  
 extrauterine embryo --*see* Removal, ectopic  
     fetus  
 eyeball [16.49](#)  
     with implant [16.42](#)  
         with attachment of muscles [16.41](#)  
 fallopian tube --*see* Salpingectomy  
 feces (impacted) (by flushing) (manual) [96.38](#)  
 fetus, ectopic --*see* Removal, ectopic fetus  
 fingers, supernumerary [86.26](#)  
 fixation device  
     external [97.88](#)  
         mandibular NEC [97.36](#)  
         minifixator (bone) --*see* category [78.6](#)  
     internal [78.60](#)  
         carpal, metacarpal [78.64](#)  
         clavicle [78.61](#)  
         facial (bone) [76.97](#)  
         femur [78.65](#)  
         fibula [78.67](#)  
         humerus [78.62](#)  
         patella [78.66](#)  
         pelvic [78.69](#)  
         phalanges (foot) (hand) [78.69](#)  
         radius [78.63](#)  
         scapula [78.61](#)  
         specified site NEC [78.69](#)  
         tarsal, metatarsal [78.68](#)  
         thorax (ribs) (sternum) [78.61](#)  
         tibia [78.67](#)  
         ulna [78.63](#)  
         vertebrae [78.69](#)  
 foreign body NEC --*see also* Incision, by  
     site [98.20](#)  
     abdominal (cavity) [54.92](#)  
         wall [54.0](#)  
     adenoid [98.13](#)  
         by incision [28.91](#)  
     alveolus, alveolar bone [98.22](#)  
         by incision [24.0](#)

## Removal - foreign body ---Cont.

antecubital fossa [98.27](#)  
   by incision [86.05](#)  
 anterior chamber [12.00](#)  
   by incision [12.02](#)  
     with use of magnet [12.01](#)  
 anus (intraluminal) [98.05](#)  
   by incision [49.93](#)  
 artificial stoma (intraluminal) [98.18](#)  
 auditory canal, external [18.02](#)  
 axilla [98.27](#)  
   by incision [86.05](#)  
 bladder (without incision) [57.0](#)  
   by incision [57.19](#)  
 bone, except fixation device --see also  
   Incision, bone [77.10](#)  
   alveolus, alveolar [98.22](#)  
   by incision [24.0](#)  
 brain [01.39](#)  
   without incision into brain [01.24](#)  
 breast [85.0](#)  
 bronchus (intraluminal) [98.15](#)  
   by incision [33.0](#)  
 bursa [83.03](#)  
   hand [82.03](#)  
 canthus [98.22](#)  
   by incision [08.51](#)  
 cerebral meninges [01.31](#)  
 cervix (intraluminal) NEC [98.16](#)  
   penetrating [69.97](#)  
 choroid (by incision) [14.00](#)  
   with use of magnet [14.01](#)  
   without use of magnet [14.02](#)  
 ciliary body (by incision) [12.00](#)  
   with use of magnet [12.01](#)  
   without use of magnet [12.02](#)  
 conjunctiva (by magnet) [98.22](#)  
   by incision [10.0](#)  
 cornea [98.21](#)  
   by  
     incision [11.1](#)  
     magnet [11.0](#)  
 duodenum [98.03](#)  
   by incision [45.01](#)  
 ear (intraluminal) [98.11](#)  
   with incision [18.09](#)  
 epididymis [63.92](#)  
 esophagus (intraluminal) [98.02](#)  
   by incision [42.09](#)  
 extrapleural (by incision) [34.01](#)  
 eye, eyeball (by magnet) [98.21](#)  
   anterior segment (by incision) [12.00](#)  
   with use of magnet [12.01](#)  
   without use of magnet [12.02](#)  
   posterior segment (by incision) [14.00](#)  
   with use of magnet [14.01](#)  
   without use of magnet [14.02](#)  
   superficial [98.21](#)

## Removal - foreign body ---Cont.

eyelid [98.22](#)  
   by incision [08.09](#)  
 fallopian tube  
   by salpingostomy [66.02](#)  
   by salpingotomy [66.01](#)  
 fascia [83.09](#)  
   hand [82.09](#)  
 foot [98.28](#)  
 gall bladder [51.04](#)  
 groin region (abdominal wall) (inguinal)  
   [54.0](#)  
 gum [98.22](#)  
   by incision [24.0](#)  
 hand [98.26](#)  
 head and neck NEC [98.22](#)  
 heart [37.11](#)  
 internal fixation device --see Removal,  
   fixation device, internal  
 intestine  
   by incision [45.00](#)  
   large (intraluminal) [98.04](#)  
   by incision [45.03](#)  
   small (intraluminal) [98.03](#)  
   by incision [45.02](#)  
 intraocular (by incision) [12.00](#)  
   with use of magnet [12.01](#)  
   without use of magnet [12.02](#)  
 iris (by incision) [12.00](#)  
   with use of magnet [12.01](#)  
   without use of magnet [12.02](#)  
 joint structures --see also Arthrotomy [80.10](#)  
 kidney (transurethral) (by endoscopy) [56.0](#)  
   by incision [55.01](#)  
   pelvis (transurethral) [56.0](#)  
   by incision [55.11](#)  
 labia [98.23](#)  
   by incision [71.09](#)  
 lacrimal  
   canaliculi [09.42](#)  
   by incision [09.52](#)  
   gland [09.3](#)  
   by incision [09.0](#)  
   passage(s) [09.49](#)  
   by incision [09.59](#)  
   punctum [09.41](#)  
   by incision [09.51](#)  
   sac [09.49](#)  
   by incision [09.53](#)  
 large intestine (intraluminal) [98.04](#)  
   by incision [45.03](#)  
 larynx (intraluminal) [98.14](#)  
   by incision [31.3](#)  
 lens [13.00](#)  
   by incision [13.02](#)  
   with use of magnet [13.01](#)  
 liver [50.0](#)  
 lower limb, except foot [98.29](#)  
   foot [98.28](#)

Removal - foreign body --Cont.

lung [33.1](#)  
mediastinum [34.1](#)  
meninges (cerebral) [01.31](#)  
spinal [03.01](#)  
mouth (intraluminal) [98.01](#)  
by incision [27.92](#)  
muscle [83.02](#)  
hand [82.02](#)  
nasal sinus [22.50](#)  
antrum [22.2](#)  
with Caldwell- Luc approach [22.39](#)  
ethmoid [22.51](#)  
frontal [22.41](#)  
maxillary [22.2](#)  
with Caldwell- Luc approach [22.39](#)  
sphenoid [22.52](#)  
nerve (cranial) (peripheral) NEC [04.04](#)  
root [03.01](#)  
nose (intraluminal) [98.12](#)  
by incision [21.1](#)  
oral cavity (intraluminal) [98.01](#)  
by incision [27.92](#)  
orbit (by magnet) [98.21](#)  
by incision [16.1](#)  
palate (penetrating) [98.22](#)  
by incision [27.1](#)  
pancreas [52.09](#)  
penis [98.24](#)  
by incision [64.92](#)  
pericardium [37.12](#)  
perineum (female) [98.23](#)  
by incision [71.09](#)  
male [98.25](#)  
by incision [86.05](#)  
perirenal tissue [59.09](#)  
peritoneal cavity [54.92](#)  
perivesical tissue [59.19](#)  
pharynx (intraluminal) [98.13](#)  
by pharyngotomy [29.0](#)  
pleura (by incision) [34.09](#)  
popliteal space [98.29](#)  
by incision [86.05](#)  
rectum (intraluminal) [98.05](#)  
by incision [48.0](#)  
renal pelvis (transurethral) [56.0](#)  
by incision [56.1](#)  
retina (by incision) [14.00](#)  
with use of magnet [14.01](#)  
without use of magnet [14.02](#)  
retroperitoneum [54.92](#)  
sclera (by incision) [12.00](#)  
with use of magnet [12.01](#)  
without use of magnet [12.02](#)  
scrotum [98.24](#)  
by incision [61.0](#)  
sinus (nasal) [22.50](#)  
antrum [22.2](#)  
with Caldwell- Luc approach [22.39](#)

Removal - foreign body --sinus --Cont.

ethmoid [22.51](#)  
frontal [22.41](#)  
maxillary [22.2](#)  
with Caldwell- Luc approach [22.39](#)  
sphenoid [22.52](#)  
skin NEC [98.20](#)  
by incision [86.05](#)  
skull [01.24](#)  
with incision into brain [01.39](#)  
small intestine (intraluminal) [98.03](#)  
by incision [45.02](#)  
soft tissue NEC [83.09](#)  
hand [82.09](#)  
spermatic cord [63.93](#)  
spinal (canal) (cord) (meninges) [03.01](#)  
stomach (intraluminal) [98.03](#)  
bubble (balloon) [44.94](#)  
by incision [43.0](#)  
subconjunctival (by magnet) [98.22](#)  
by incision [10.0](#)  
subcutaneous tissue NEC [98.20](#)  
by incision [86.05](#)  
supraclavicular fossa [98.27](#)  
by incision [86.05](#)  
tendon (sheath) [83.01](#)  
hand [82.01](#)  
testis [62.0](#)  
thorax (by incision) [34.09](#)  
thyroid (field) (gland) (by incision) [06.09](#)  
tonsil [98.13](#)  
by incision [28.91](#)  
trachea (intraluminal) [98.15](#)  
by incision [31.3](#)  
trunk NEC [98.25](#)  
tunica vaginalis [98.24](#)  
upper limb, except hand [98.27](#)  
hand [98.26](#)  
ureter (transurethral) [56.0](#)  
by incision [56.2](#)  
urethra (intraluminal) [98.19](#)  
by incision [58.0](#)  
uterus (intraluminal) [98.16](#)  
vagina (intraluminal) [98.17](#)  
by incision [70.14](#)  
vas deferens [63.6](#)  
vitreous (by incision) [14.00](#)  
with use of magnet [14.01](#)  
without use of magnet [14.02](#)  
vulva [98.23](#)  
by incision [71.09](#)  
gallstones  
bile duct (by incision) NEC [51.49](#)  
endoscopic [51.88](#)  
common duct (by incision) [51.41](#)  
endoscopic [51.88](#)  
percutaneous [51.96](#)  
duodenum [45.01](#)

- Removal - gallstones ---*Cont.*  
 gallbladder [51.04](#)  
   endoscopic [51.88](#)  
   laparoscopic [51.88](#)  
 hepatic ducts [51.49](#)  
   endoscopic [51.88](#)  
 intestine [45.00](#)  
   large [45.03](#)  
   small NEC [45.02](#)  
 liver [50.0](#)  
 Gardner Wells tongs (skull) [02.95](#)  
   with synchronous replacement [02.94](#)  
 gastric band(adjustable),laparoscopic[44.97](#)  
 gastric bubble (balloon) [44.94](#)  
 granulation tissue --*see also* Excision,  
   lesion, by site  
   with repair --*see* Repair, by site  
 cranial [01.6](#)  
 skull [01.6](#)  
 halo traction device (skull) [02.95](#)  
   with synchronous replacement [02.94](#)  
 heart assist system  
   with replacement [37.63](#)  
   intra- aortic balloon pump (IABP) [97.44](#)  
   nonoperative [97.44](#)  
   open removal [37.64](#)  
   percutaneous external device [97.44](#)  
 heart replacement system  
   internal biventricular [37.55](#)  
 hematoma --*see* Drainage, by site  
 Hoffman minifixator device (bone)  
   --*see* category [78.6](#)  
 hydratidiform mole [68.0](#)  
 impacted  
   feces (rectum)(by flushing)(manual)[96.38](#)  
   tooth [23.19](#)  
     from nasal sinus (maxillary) [22.61](#)  
 implant  
   breast [85.94](#)  
   cochlear prosthetic device [20.99](#)  
   cornea [11.92](#)  
   lens (prosthetic) [13.8](#)  
   middle ear NEC [20.99](#)  
   ocular [16.71](#)  
     posterior segment [14.6](#)  
   orbit [16.72](#)  
   retina [14.6](#)  
   tympa-num [20.1](#)  
 implantable hemodynamic sensor (lead)  
   and monitor device [37.79](#)  
 internal biventricular heart replacement  
   system [37.55](#)  
 internal fixation device --*see* Removal,  
   fixation device, internal  
 intra- aortic balloon pump (IABP) [97.44](#)  
 intrauterine contraceptive device (IUD)  
   [97.71](#)  
 joint (structure) NOS [80.90](#)  
   ankle [80.97](#)
- Removal -joint ---*Cont.*  
 elbow [80.92](#)  
 foot and toe [80.98](#)  
 hand and finger [80.94](#)  
 hip [80.95](#)  
 knee [80.96](#)  
 other specified sites [80.99](#)  
 shoulder [80.91](#)  
 spine [80.99](#)  
 toe [80.98](#)  
 wrist [80.93](#)  
 Kantrowitz heart pump [37.64](#)  
   nonoperative [97.44](#)  
 keel (tantalum plate), larynx [31.98](#)  
 kidney --*see also* Nephrectomy  
   mechanical [55.98](#)  
   transplanted or rejected [55.53](#)  
 laminaria (tent), uterus [97.79](#)  
 leads (cardiac) --*see* Removal, electrodes,  
   cardiac pacemaker  
 lesion --*see* Excision, lesion, by site  
 ligamentum flavum (spine) --*omit code*  
 ligature  
   fallopian tube [66.79](#)  
   ureter [56.86](#)  
   vas deferens [63.84](#)  
 limb lengthening device, internal  
   --*see* category [78.6](#)  
 loop recorder [86.05](#)  
 loose body  
   bone --*see* Sequestrectomy, bone  
   joint [80.10](#)  
   mesh (surgical) --*see* Removal, foreign  
   body, by site  
 lymph node --*see* Excision, lymph, node  
 minifixator device (bone)  
   --*see* category [78.6](#)  
   external fixation device [97.88](#)  
 Mulligan hood, fallopian tube [66.94](#)  
   with synchronous replacement [66.93](#)  
 muscle stimulator (skeletal) [83.93](#)  
   with replacement [83.92](#)  
 myringotomy device or tube [20.1](#)  
 nail (bed) (fold) [86.23](#)  
   internal fixation device --*see* Removal,  
   fixation device, internal  
 necrosis  
   skin [86.28](#)  
     excisional [86.22](#)  
 neuropacemaker --*see* Removal,  
   neurostimulator, by site  
 neurostimulator  
   electrodes  
     brain [01.22](#)  
     with synchronous replacement [02.93](#)  
   carotid sinus [04.93](#)  
     with synchronous replacement [04.92](#)  
   gastric [04.93](#)  
     with synchronous replacement [04.92](#)

Removal --neurostimulator electrodes --*Cont.*  
 intracranial [01.22](#)  
     with synchronous replacement [02.93](#)  
 peripheral nerve [04.93](#)  
     with synchronous replacement [04.92](#)  
 sacral nerve [04.93](#)  
     with synchronous replacement [04.92](#)  
 spinal [03.94](#)  
     with synchronous replacement [03.93](#)  
 pulse generator (single array, dual array)  
     [86.05](#)  
     with synchronous replacement [86.96](#)  
     dual array [86.95](#)  
         rechargeable [86.98](#)  
     single array [86.94](#)  
         rechargeable [86.97](#)  
 nonabsorbable surgical material NEC  
     --see Removal, foreign body, by site  
 odontoma (tooth) [24.4](#)  
 orbital implant [16.72](#)  
 osteocartilagenous loose body, joint  
     structures --see also Arthrotomy [80.10](#)  
 outer attic wall (middle ear) [20.59](#)  
 ovo- testis (unilateral) [62.3](#)  
     bilateral [62.41](#)  
 pacemaker  
     brain (intracranial) - - see Removal,  
         neurostimulator  
     cardiac (device)(initial)(permanent)[37.89](#)  
         with replacement  
             dual- chamber device [37.87](#)  
             single- chamber device [37.85](#)  
             rate responsive [37.86](#)  
     electrodes (atrial) (transvenous)  
         (ventricular) [37.77](#)  
         with replacement [37.76](#)  
     epicardium (myocardium) [37.77](#)  
         with replacement (by)  
             atrial and/or ventricular lead(s)  
                 (electrode) [37.76](#)  
             epicardial lead [37.74](#)  
     temporary transvenous pacemaker  
         system --omit code  
     intracranial--see Removal, neurostimulator  
     neural --see Removal, neurostimulator  
     peripheral nerve --see Removal,  
         neurostimulator  
     spinal --see Removal, neurostimulator  
 pack, packing  
     dental [97.34](#)  
     intrauterine [97.72](#)  
     nasal [97.32](#)  
     rectum [97.59](#)  
     trunk NEC [97.85](#)  
     vagina [97.75](#)  
     vulva [97.75](#)  
 pantopaque dye, spinal canal [03.31](#)  
 patella (complete) [77.96](#)  
     partial [77.86](#)

Removal --*Cont.*  
 pectus deformity implant device [34.01](#)  
 pelvic viscera, en masse (female) [68.8](#)  
     male [57.71](#)  
 pessary, vagina NEC [97.74](#)  
 pharynx (partial) [29.33](#)  
 phlebolith --see Removal, embolus  
 placenta (by)  
     aspiration curettage [69.52](#)  
     D and C [69.02](#)  
     manual [75.4](#)  
 plaque, dental [96.54](#)  
 plate, skull [02.07](#)  
     with synchronous replacement [02.05](#)  
 polyp --see also Excision, lesion, by site  
     esophageal [42.32](#)  
         endoscopic [42.33](#)  
     gastric (endoscopic) [43.41](#)  
     intestine [45.41](#)  
         endoscopic [45.42](#)  
     nasal [21.31](#)  
 prosthesis  
     bile duct [51.95](#)  
         nonoperative [97.55](#)  
     cochlear prosthetic device [20.99](#)  
     dental [97.35](#)  
     eye [97.31](#)  
     facial bone [76.99](#)  
     fallopian tube [66.94](#)  
         with synchronous replacement [66.93](#)  
     joint structures  
         with replacement --see Revision, joint  
         replacement, by site  
         without replacement  
     ankle [80.07](#)  
     elbow [80.02](#)  
     foot and toe [80.08](#)  
     hand and finger [80.04](#)  
     hip [80.05](#)  
     knee [80.06](#)  
     shoulder [80.01](#)  
     specified site NEC [80.09](#)  
     spine [80.09](#)  
     unspecified site [80.00](#)  
     wrist [80.03](#)  
     lens [13.8](#)  
     penis (internal) without replacement [64.96](#)  
     Rosen (urethra) [59.99](#)  
     testicular, by incision [62.0](#)  
     urinary sphincter, artificial [58.99](#)  
         with replacement [58.93](#)  
 pseudophakos [13.8](#)  
 pterygium [11.39](#)  
     with corneal graft [11.32](#)  
 pulse generator  
     cardiac pacemaker [37.86](#)  
     cardioverter/defibrillator [37.79](#)  
     neurostimulator --see Removal,  
         neurostimulator, pulse generator

## Removal ---Cont.

- pump assist device, heart [37.64](#)
  - with replacement [37.63](#)
  - nonoperative [97.44](#)
- radioactive material --see Removal,
  - foreign body, by site
  - redundant skin, eyelid [08.86](#)
- rejected organ
  - kidney [55.53](#)
  - testis [62.42](#)
- reservoir, ventricular (Ommaya) (Rickham) [02.43](#)
  - with synchronous replacement [02.42](#)
- retained placenta (by)
  - aspiration curettage [69.52](#)
  - D and C [69.02](#)
  - manual [75.4](#)
- retinal implant [14.6](#)
- Rheos™ carotid sinus baroreflex activation device 86.05
- rhinolith [21.31](#)
- rice bodies, tendon sheaths [83.01](#)
  - hand [82.01](#)
- Roger-Anderson minifixator device (bone)
  - see category [78.6](#)
- root, residual (tooth) (buried) (retained) [23.11](#)
- Rosen prosthesis (urethra) [59.99](#)
- scleral buckle or implant [14.6](#)
- Scribner shunt [39.43](#)
- secondary membranous cataract (with iridectomy) [13.65](#)
- secundines (by)
  - aspiration curettage [69.52](#)
  - D and C [69.02](#)
  - manual [75.4](#)
- sequestrum --see Sequestrectomy
- seton, anus [49.93](#)
- Shepard's tube (ear) [20.1](#)
- Shirodkar suture, cervix [69.96](#)
- shunt
  - arteriovenous [39.43](#)
    - with creation of new shunt [39.42](#)
  - lumbar- subarachnoid NEC [03.98](#)
  - pleurothecal [03.98](#)
  - salpingothecal [03.98](#)
  - spinal (thecal) NEC [03.98](#)
  - subarachnoid- peritoneal [03.98](#)
  - subarachnoid- ureteral [03.98](#)
- silastic tubes
  - ear [20.1](#)
  - fallopian tubes [66.94](#)
    - with synchronous replacement [66.93](#)
- skin
  - necrosis or slough [86.28](#)
  - excisional [86.22](#)
    - superficial layer(by dermabrasion)[86.25](#)
- skull tongs [02.95](#)
  - with synchronous replacement [02.94](#)

## Removal ---Cont.

- spacer (cement) (joint) [84.57](#)
- splint [97.88](#)
- stent
  - bile duct [97.55](#)
  - larynx [31.98](#)
  - ureteral [97.62](#)
  - urethral [97.65](#)
- stimoceiver - see Removal,neurostimulator
- subdural
  - grids [01.22](#)
  - strips [01.22](#)
- supernumerary digit(s) [86.26](#)
- suture(s) NEC [97.89](#)
  - abdominal wall [97.83](#)
    - by incision --see Incision, by site
  - genital tract [97.79](#)
  - head and neck [97.38](#)
  - thorax [97.43](#)
  - trunk NEC [97.84](#)
- symblepharon --see Repair, symblepharon
- temporary transvenous pacemaker system
  - omit code
- testis (unilateral) [62.3](#)
  - bilateral [62.41](#)
  - remaining or solitary [62.42](#)
- thrombus [38.00](#)
  - with endarterectomy
    - see Endarterectomy
  - abdominal
    - artery [38.06](#)
    - vein [38.07](#)
  - aorta (arch) (ascending) (descending) [38.04](#)
  - arteriovenous shunt or cannula [39.49](#)
  - bovine graft [39.49](#)
  - coronary artery [36.09](#)
  - head and neck vessel NEC [38.02](#)
  - intracranial vessel NEC [38.01](#)
  - lower limb
    - artery [38.08](#)
    - vein [38.09](#)
  - pulmonary (artery) (vein) [38.05](#)
  - thoracic vessel NEC [38.05](#)
  - upper limb (artery) (vein) [38.03](#)
- tissue expander (skin) NEC [86.05](#)
  - breast [85.96](#)
- toes, supernumerary [86.26](#)
- tongs, skull [02.95](#)
  - with synchronous replacement [02.94](#)
- tonsil tag [28.4](#)
- tooth (by forceps) (multiple) (single) NEC [23.09](#)
  - deciduous [23.01](#)
  - surgical NEC [23.19](#)
    - impacted [23.19](#)
    - residual root [23.11](#)
    - root apex [23.73](#)
      - with root canal therapy [23.72](#)

Removal---*Cont.*

trachoma follicles [10.33](#)  
T- tube (bile duct) [97.55](#)  
tube  
    appendix [97.53](#)  
    bile duct (T- tube) NEC [97.55](#)  
    cholecystostomy [97.54](#)  
    cranial cavity 01.27  
    cystostomy [97.63](#)  
    ear (button) [20.1](#)  
    gastrostomy [97.51](#)  
    large intestine [97.53](#)  
    liver [97.55](#)  
    mediastinum [97.42](#)  
    nephrostomy [97.61](#)  
    pancreas [97.56](#)  
    peritoneum [97.82](#)  
    pleural cavity [97.41](#)  
    pyelostomy [97.61](#)  
    retroperitoneum [97.81](#)  
    small intestine [97.52](#)  
    thoracotomy [97.41](#)  
    tracheostomy [97.37](#)  
    tympanostomy [20.1](#)  
    tympanum [20.1](#)  
    ureterostomy [97.62](#)  
ureteral splint (stent) [97.62](#)  
urethral sphincter, artificial [58.99](#)  
    with replacement [58.93](#)  
urinary sphincter, artificial [58.99](#)  
    with replacement [58.93](#)  
utricle [20.79](#)  
valve  
    vas deferens [63.85](#)  
    ventricular (cerebral) [02.43](#)  
vascular graft or prosthesis [39.49](#)  
ventricular shunt or reservoir [02.43](#)  
    with synchronous replacement [02.42](#)  
Vinke tongs (skull) [02.95](#)  
    with synchronous replacement [02.94](#)  
vitreous (with replacement) [14.72](#)  
    anterior approach (partial) [14.71](#)  
    open sky technique [14.71](#)  
Wagner- Brooker minifixator device (bone)  
    --see category [78.6](#)  
wiring, dental (immobilization device) [97.33](#)  
    orthodontic [24.8](#)  
Renipuncture (percutaneous) [55.92](#)  
Renogram [92.03](#)  
Renotransplantation NEC [55.69](#)  
    Note: To report donor source:  
        cadaver [00.93](#)  
        live non- related donor [00.92](#)  
        live related donor [00.91](#)  
        live unrelated donor [00.92](#)  
Reopening --see *also* Incision, by site  
    blepharorrhaphy [08.02](#)  
    canthorrhaphy [08.02](#)  
    cilia base [08.71](#)

Reopening ---*Cont.*

craniotomy or craniectomy site [01.23](#)  
fallopian tube (divided) [66.79](#)  
iris in anterior chambers [12.97](#)  
laminectomy or laminotomy site [03.02](#)  
laparotomy site [54.12](#)  
osteotomy site --see *also* Incision, bone [77.10](#)  
    facial bone [76.09](#)  
tarsorrhaphy [08.02](#)  
thoracotomy site (for control of hemorrhage)  
    (for examination) (for exploration) [34.03](#)  
thyroid field wound (for control of hemorrhage)  
    (for examination) (for exploration) (for  
    removal of hematoma) [06.02](#)  
Repacking --see Replacement, pack, by site  
Repair  
    abdominal wall [54.72](#)  
    adrenal gland [07.44](#)  
    alveolus, alveolar (process) (ridge) (with  
    graft) (with implant) [24.5](#)  
    anal sphincter [49.79](#)  
    artificial sphincter  
        implantation [49.75](#)  
        revision [49.75](#)  
    laceration (by suture) [49.71](#)  
    obstetric (current) [75.62](#)  
    old [49.79](#)  
aneurysm (false) (true) [39.52](#)  
    by or with  
        clipping [39.51](#)  
        coagulation [39.52](#)  
        coil, NEC (endovascular approach) [39.79](#)  
            head and neck  
                bare coils [39.75](#)  
                bioactive coils [39.76](#)  
        electrocoagulation [39.52](#)  
        excision or resection of vessel  
        --see *also* Aneurysmectomy, by site  
        with  
            anastomosis  
                --see Aneurysmectomy, with  
                anastomosis, by site  
            graft replacement  
                --see Aneurysmectomy, with  
                graft replacement, by site  
        endovascular graft [39.79](#)  
        abdominal aorta [39.71](#)  
        head and neck [39.72](#)  
        lower extremity artery(s) [39.79](#)  
        thoracic aorta [39.73](#)  
        upper extremity artery(s) [39.79](#)  
        filipuncture [39.52](#)  
        graft replacement --see Aneurysmectomy,  
            with graft replacement, by site  
        ligation [39.52](#)  
        liquid tissue adhesive (glue) [39.79](#)  
        endovascular approach [39.79](#)  
        head and neck [39.72](#)



Repair - aneurysm - by or with ---*Cont.*  
 methyl methacrylate [39.52](#)  
 endovascular approach [39.79](#)  
 head and neck [39.72](#)  
 occlusion [39.52](#)  
 endovascular approach [39.79](#)  
 head and neck [39.72](#)  
 suture [39.52](#)  
 trapping [39.52](#)  
 wiring [39.52](#)  
 wrapping (gauze) (methyl methacrylate) (plastic) [39.52](#)  
 coronary artery [36.91](#)  
 heart [37.32](#)  
 sinus of Valsalva [35.39](#)  
 thoracic aorta (dissecting), by fenestration [39.54](#)  
 anomalous pulmonary venous connection (total)  
 one- stage [35.82](#)  
 partial --*see* specific procedure  
 total [35.82](#)  
 anular disc [80.54](#)  
 with graft or prosthesis [80.53](#)  
 anulus fibrosus [80.54](#)  
 with graft or prosthesis [80.53](#)  
 anus [49.79](#)  
 laceration (by suture) [49.71](#)  
 obstetric (current) [75.62](#)  
 old [49.79](#)  
 aorta [39.31](#)  
 aorticopulmonary window [39.59](#)  
 arteriovenous fistula [39.53](#)  
 by or with  
 clipping [39.53](#)  
 coagulation [39.53](#)  
 coil, NEC (endovascular approach) [39.79](#)  
 head and neck vessels  
 bare coils [39.75](#)  
 bioactive coils [39.76](#)  
 division [39.53](#)  
 excision or resection --*see also* Aneurysmectomy, by site  
 with  
 anastomosis --*see* Aneurysmectomy, with anastomosis, by site  
 graft replacement  
 --*see* Aneurysmectomy, with graft replacement, by site  
 ligation [39.53](#)  
 coronary artery [36.99](#)  
 occlusion [39.53](#)  
 endovascular approach [39.79](#)  
 head and neck [39.72](#)  
 suture [39.53](#)

Repair---*Cont.*

artery NEC [39.59](#)

by

abdominal aorta [39.71](#)  
 endovascular approach  
 head and neck (embolization or occlusion) [39.72](#)  
 other repair (of aneurysm) [39.79](#)  
 percutaneous repair of intracranial vessel(s) (for stent insertion) [00.62](#)

Note: Also use [00.40](#), [00.41](#), [00.42](#), or [00.43](#) to show the total number of vessels treated. Use code [00.44](#) once to show procedure on a bifurcated vessel. In addition, use [00.45](#), [00.46](#), [00.47](#), or [00.48](#) to show the number of vascular stents inserted.

percutaneous repair of precerebral (extracranial) vessel(s) (for stent insertion) [00.61](#)

Note: Also use [00.40](#), [00.41](#), [00.42](#), or [00.43](#) to show the total number of vessels treated. Use code [00.44](#) once to show procedure on a bifurcated vessel. In addition, use [00.45](#), [00.46](#), [00.47](#), or [00.48](#) to show the number of vascular stents inserted.

non- coronary percutaneous transluminal angioplasty or atherectomy

Note: Also use [00.40](#), [00.41](#), [00.42](#), or [00.43](#) to show the total number of vessels treated. Use code [00.44](#) once to show procedure on a bifurcated vessel. In addition, use [00.45](#), [00.46](#), [00.47](#), or [00.48](#) to show the number of vascular stents inserted.

basilar [00.61](#)

carotid [00.61](#)

femoropopliteal [39.50](#)

iliac [39.50](#)

lower extremity NOS [39.50](#)

mesenteric [39.50](#)

renal [39.50](#)

upper extremity NOS [39.50](#)

vertebral [00.61](#)

Repair - artery ---*Cont.*  
 with  
   patch graft [39.58](#)  
   with excision or resection of vessel  
     --see Arteriotomy, with graft  
     replacement, by site  
   synthetic (Dacron) (Teflon) [39.57](#)  
   tissue (vein) (autogenous)  
     (homograft) [39.56](#)  
   suture [39.31](#)  
   coronary NEC [36.99](#)  
   by angioplasty --see Angioplasty,  
     coronary  
   by atherectomy --see Angioplasty,  
     coronary  
 artificial opening --see Repair, stoma  
 atrial septal defect [35.71](#)  
 with  
   prosthesis (open heart technique)  
     [35.51](#)  
   closed heart technique [35.52](#)  
   tissue graft [35.61](#)  
   combined with repair of valvular and  
     ventricular septal defects --see  
     Repair, endocardial cushion defect  
   in total repair of total anomalous  
     pulmonary venous connection [35.82](#)  
 atrioventricular canal defect (any type) [35.73](#)  
 with  
   prosthesis [35.54](#)  
   tissue graft [35.63](#)  
 bifid digit (finger) [82.89](#)  
 bile duct NEC [51.79](#)  
   laceration (by suture) NEC [51.79](#)  
     common bile duct [51.71](#)  
 bladder NEC [57.89](#)  
   exstrophy [57.86](#)  
   for stress incontinence --see Repair,  
     stress incontinence  
   laceration (by suture) [57.81](#)  
     obstetric (current) [75.61](#)  
     old [57.89](#)  
   neck [57.85](#)  
 blepharophimosis [08.59](#)  
 blepharoptosis [08.36](#)  
   by  
     frontalis muscle technique (with)  
       fascial sling [08.32](#)  
       suture [08.31](#)  
   levator muscle technique [08.34](#)  
     with resection or advancement [08.33](#)  
   orbicularis oculi muscle sling [08.36](#)  
   tarsal technique [08.35](#)  
 blood vessel NEC [39.59](#)  
 with  
   patch graft [39.58](#)  
   with excision or resection --see  
     Angiectomy, with graft replacement  
   synthetic (Dacron) (Teflon) [39.57](#)

Repair - blood vessel NEC -with ---*Cont.*  
   tissue (vein) (autogenous) (homograft)  
     [39.56](#)  
   resection --see Angiectomy  
   suture [39.30](#)  
 coronary artery NEC [36.99](#)  
   by angioplasty--see Angioplasty, coronary  
   by atherectomy--see Angioplasty, coronary  
 peripheral vessel NEC [39.59](#)  
   by angioplasty [39.50](#)

Note: Also use [00.40](#), [00.41](#),  
[00.42](#), or [00.43](#) to show  
the total number of  
vessels treated. Use code  
[00.44](#) once to show  
procedure on a bifurcated  
vessel. In addition, use  
[00.45](#), [00.46](#), [00.47](#), or  
[00.48](#) to show the number  
of vascular stents inserted.

by atherectomy [39.50](#)

Note: Also use [00.40](#), [00.41](#),  
[00.42](#), or [00.43](#) to show  
the total number of  
vessels treated. Use code  
[00.44](#) once to show  
procedure on a bifurcated  
vessel. In addition, use  
[00.45](#), [00.46](#), [00.47](#), or  
[00.48](#) to show the number  
of vascular stents inserted.

by endovascular approach [39.79](#)  
bone NEC --see *also* Osteoplasty --see  
category [78.4](#)  
by synostosis technique --see Arthrodesis  
accessory sinus [22.79](#)  
cranium NEC [02.06](#)  
with  
  flap (bone) [02.03](#)  
  graft (bone) [02.04](#)  
for malunion, nonunion, or delayed  
union of fracture --see Repair,  
fracture, malunion or nonunion  
nasal [21.89](#)  
skull NEC [02.06](#)  
with  
  flap (bone) [02.03](#)  
  graft (bone) [02.04](#)  
bottle, hydrocele of tunica vaginalis [61.2](#)  
brain (trauma) NEC [02.92](#)  
breast (plastic)--see *also* Mammoplasty [85.89](#)  
broad ligament [69.29](#)  
bronchus NEC [33.48](#)  
  laceration (by suture) [33.41](#)  
  bunionette (with osteotomy) [77.54](#)  
  canaliculus, lacrimal [09.73](#)

Repair ---*Cont.*

canthus (lateral) [08.59](#)  
 cardiac pacemaker NEC [37.89](#)  
   electrode(s) (lead) NEC [37.75](#)  
 cardioverter/defibrillator (automatic)  
   pocket, (skin) (subcutaneous) [37.99](#)  
 cerebral meninges [02.12](#)  
 cervix [67.69](#)  
   internal os [67.59](#)  
     transabdominal [67.51](#)  
     transvaginal [67.59](#)  
   aceration (by suture) [67.61](#)  
     obstetric (current) [75.51](#)  
     old [67.69](#)  
 chest wall (mesh) (silastic) NEC [34.79](#)  
 chordae tendineae [35.32](#)  
 choroid NEC [14.9](#)  
   with retinal repair --see Repair, retina  
 cisterna chyli [40.69](#)  
 claw toe [77.57](#)  
 cleft  
   hand [82.82](#)  
   laryngotracheal [31.69](#)  
   lip [27.54](#)  
   palate [27.62](#)  
     secondary or subsequent [27.63](#)  
 coarctation of aorta --see Excision,  
   coarctation of aorta  
 cochlear prosthetic device [20.99](#)  
   external components only [95.49](#)  
 cockup toe [77.58](#)  
 colostomy [46.43](#)  
 conjunctiva NEC [10.49](#)  
   with scleral repair [12.81](#)  
   laceration [10.6](#)  
     with repair of sclera [12.81](#)  
   late effect of trachoma [10.49](#)  
 cornea NEC [11.59](#)  
   with  
     conjunctival flap [11.53](#)  
     transplant --see Keratoplasty  
   postoperative dehiscence [11.52](#)  
 coronary artery NEC [36.99](#)  
   by angioplasty --see Angioplasty,  
     coronary  
   by atherectomy --see Angioplasty,  
     coronary  
 cranium NEC [02.06](#)  
   with  
     flap (bone) [02.03](#)  
     graft (bone) [02.04](#)  
 cusp, valve --see Repair, heart, valve  
 cystocele [70.51](#)  
   with graft or prosthesis [70.54](#)  
   and rectocele [70.50](#)  
   with graft or prosthesis [70.53](#)  
 dental arch [24.8](#)  
 diaphragm NEC [34.84](#)  
 diastasis recti [83.65](#)

Repair ---*Cont.*

diastematomyelia [03.59](#)  
 ear (external) [18.79](#)  
   auditory canal or meatus [18.6](#)  
   auricle NEC [18.79](#)  
   cartilage NEC [18.79](#)  
   laceration (by suture) [18.4](#)  
   lop ear [18.79](#)  
   middle NEC [19.9](#)  
   prominent or protruding [18.5](#)  
 ectropion [08.49](#)  
   by or with  
     lid reconstruction [08.44](#)  
     suture (technique) [08.42](#)  
     thermocauterization [08.41](#)  
     wedge resection [08.43](#)  
 encephalocele (cerebral) [02.12](#)  
 endocardial cushion defect [35.73](#)  
   with  
     prosthesis (grafted to septa) [35.54](#)  
     tissue graft [35.63](#)  
 enterocele (female) [70.92](#)  
   with graft or prosthesis [70.93](#)  
   male [53.9](#)  
 enterostomy [46.40](#)  
 entropion [08.49](#)  
   by or with  
     lid reconstruction [08.44](#)  
     suture (technique) [08.42](#)  
     thermocauterization [08.41](#)  
     wedge resection [08.43](#)  
 epicanthus (fold) [08.59](#)  
 epididymis (and spermatic cord) NEC [63.59](#)  
   with vas deferens [63.89](#)  
 epiglottis [31.69](#)  
 episiotomy  
   routine following delivery  
     --see Episiotomy  
   secondary [75.69](#)  
 epispadias [58.45](#)  
 esophagus, esophageal NEC [42.89](#)  
   fistula NEC [42.84](#)  
   stricture [42.85](#)  
 exstrophy of bladder [57.86](#)  
 eye, eyeball [16.89](#)  
   multiple structures [16.82](#)  
   rupture [16.82](#)  
   socket [16.64](#)  
     with graft [16.63](#)  
 eyebrow [08.89](#)  
   linear [08.81](#)  
 eyelid [08.89](#)  
   full- thickness [08.85](#)  
     involving lid margin [08.84](#)  
   laceration [08.81](#)  
     full- thickness [08.85](#)  
     involving lid margin [08.84](#)  
     partial- thickness [08.83](#)  
     involving lid margin [08.82](#)

Repair - eyelid ---*Cont.*

- linear [08.81](#)
- partial- thickness [08.83](#)
  - involving lid margin [08.82](#)
- retraction [08.38](#)
- fallopian tube (with prosthesis) [66.79](#)
  - by
    - reanastomosis [66.79](#)
    - reimplantation into
      - ovary [66.72](#)
      - uterus [66.74](#)
    - suture [66.71](#)
  - false aneurysm --*see* Repair, aneurysm
  - fascia [83.89](#)
    - by or with
      - arthroplasty --*see* Arthroplasty
      - graft (fascial) (muscle) [83.82](#)
        - hand [82.72](#)
        - tendon [83.81](#)
        - hand [82.79](#)
      - suture (direct) [83.65](#)
        - hand [82.46](#)
    - hand [82.89](#)
      - by
        - graft NEC [82.79](#)
          - fascial [82.72](#)
          - muscle [82.72](#)
        - suture (direct) [82.46](#)
      - joint --*see* Arthroplasty
      - filtering bleb (corneal) (scleral) (by excision) [12.82](#)
      - by
        - corneal graft --*see also* Keratoplasty [11.60](#)
        - scleroplasty [12.82](#)
        - suture [11.51](#)
          - with conjunctival flap [11.53](#)
    - fistula --*see also* Closure, fistula
      - anovaginal [70.73](#)
      - arteriovenous [39.53](#)
        - clipping [39.53](#)
        - coagulation [39.53](#)
        - endovascular approach [39.79](#)
          - head and neck [39.72](#)
        - division [39.53](#)
        - excision or resection --*see also* Aneurysmectomy, by site
        - with
          - anastomosis--*see* Aneurysmectomy, with anastomosis, by site
          - graft replacement
            - see* Aneurysmectomy, with graft replacement, by site
        - ligation [39.53](#)
          - coronary artery [36.99](#)
        - occlusion [39.53](#)
          - endovascular approach [39.79](#)
            - head and neck [39.72](#)
          - suture [39.53](#)

Repair - fistula ---*Cont.*

- cervicovesical [57.84](#)
- cervix [67.62](#)
- choledochoduodenal [51.72](#)
- colovaginal [70.72](#)
- enterovaginal [70.74](#)
- enterovesical [57.83](#)
- esophagocutaneous [42.84](#)
- ileovesical [57.83](#)
- intestinovaginal [70.74](#)
- intestinovesical [57.83](#)
- oroanal [22.71](#)
- perirectal [48.93](#)
- pleuropericardial [37.49](#)
- rectovaginal [70.73](#)
- rectovesical [57.83](#)
- rectovesicovaginal [57.83](#)
- scrotum [61.42](#)
- sigmoidovaginal [70.74](#)
- sinus
  - nasal [22.71](#)
    - of Valsalva [35.39](#)
- splenicocolic [41.95](#)
- urethroperineovesical [57.84](#)
- urethrovesical [57.84](#)
- urethrovesicovaginal [57.84](#)
- uterovesical [57.84](#)
- vagina NEC [70.75](#)
- vaginocutaneous [70.75](#)
- vaginoenteric NEC [70.74](#)
- vaginoileal [70.74](#)
- vaginoperineal [70.75](#)
- vaginovesical [57.84](#)
- vesicocervicovaginal [57.84](#)
- vesicocolic [57.83](#)
- vesicocutaneous [57.84](#)
- vesicoenteric [57.83](#)
- vesicointestinal [57.83](#)
- vesicometrorectal [57.83](#)
- vesicoperineal [57.84](#)
- vesicorectal [57.83](#)
- vesicosigmoidal [57.83](#)
- vesicosigmoidovaginal [57.83](#)
- vesicourethral [57.84](#)
- vesicourethrorectal [57.83](#)
- vesicouterine [57.84](#)
- vesicovaginal [57.84](#)
- vulva [71.72](#)
- vulvorectal [48.73](#)
- foramen ovale (patent) [35.71](#)
  - with
    - prosthesis (open heart technique) [35.51](#)
    - closed heart technique [35.52](#)
    - tissue graft [35.61](#)
- fracture --*see also* Reduction, fracture
- larynx [31.64](#)

- Repair - fracture ---*Cont.*  
malunion or nonunion (delayed) NEC  
--see category [78.4](#)  
with  
graft --see Graft, bone  
insertion (of)  
bone growth stimulator (invasive)  
--see category [78.9](#)  
internal fixation device [78.5](#)  
manipulation for realignment--see  
Reduction, fracture, by site, closed  
osteotomy  
with  
correction of alignment  
--see category [77.3](#)  
with internal fixation device  
--see categories [77.3](#)[78.5](#)  
with intramedullary rod  
--see categories [77.3](#)[78.5](#)  
replacement arthroplasty  
--see Arthroplasty  
sequestrectomy --see category [77.0](#)  
Sofield type procedure  
--see categories [77.3](#) [78.5](#)  
synostosis technique  
--see Arthrodesis  
vertebra [03.53](#)  
funnel chest (with implant) [34.74](#)  
gallbladder [51.91](#)  
gastroschisis [54.71](#)  
great vessels NEC [39.59](#)  
laceration (by suture) [39.30](#)  
artery [39.31](#)  
vein [39.32](#)  
hallux valgus NEC [77.59](#)  
resection of joint with prosthetic implant  
[77.59](#)  
hammer toe [77.56](#)  
hand [82.89](#)  
with graft or implant [82.79](#)  
fascia [82.72](#)  
muscle [82.72](#)  
tendon [82.79](#)  
heart [37.49](#)  
assist system [37.63](#)  
septum [35.70](#)  
with  
prosthesis [35.50](#)  
tissue graft [35.60](#)  
atrial [35.71](#)  
with  
prosthesis (open heart technique)  
[35.51](#)  
closed heart technique [35.52](#)  
tissue graft [35.61](#)  
combined with repair of valvular  
and ventricular septal defects  
--see Repair, endocardial  
cushion defect
- Repair -heart -septal - atrial ---*Cont.*  
in total repair of  
tetralogy of Fallot [35.81](#)  
total anomalous pulmonary  
venous connection [35.82](#)  
truncus arteriosus [35.83](#)  
combined with repair of valvular defect  
--see Repair, endocardial cushion defect  
ventricular [35.72](#)  
with  
prosthesis (open heart technique)  
[35.53](#)  
closed heart technique [35.55](#)  
tissue graft [35.62](#)  
combined with repair of valvular and  
atrial septal defects --see Repair,  
endocardial cushion defect  
in total repair of  
tetralogy of Fallot [35.81](#)  
total anomalous pulmonary venous  
connection [35.82](#)  
truncus arteriosus [35.83](#)  
total internal biventricular replacement  
system [37.52](#)  
implantable battery [37.54](#)  
implantable controller [37.54](#)  
thoracic unit [37.53](#)  
transcutaneous energy transfer [TET]  
device [37.54](#)  
valve (cusps) (open heart technique) [35.10](#)  
with prosthesis or tissue graft [35.20](#)  
aortic (without replacement) [35.11](#)  
with  
prosthesis [35.22](#)  
tissue graft [35.21](#)  
combined with repair of atrial and  
ventricular septal defects  
--see Repair, endocardial cushion defect  
mitral (without replacement) [35.12](#)  
with  
prosthesis [35.24](#)  
tissue graft [35.23](#)  
pulmonary (without replacement) [35.13](#)  
with  
prosthesis [35.26](#)  
in total repair of tetralogy of  
Fallot [35.81](#)  
tissue graft [35.25](#)  
tricuspid (without replacement) [35.14](#)  
with  
prosthesis [35.28](#)  
tissue graft [35.27](#)  
hepatic duct [51.79](#)  
hernia NEC [53.9](#)  
anterior abdominal wall NEC [53.59](#)  
with prosthesis or graft  
laparoscopic [53.63](#)  
other and open [53.69](#)  
colostomy [46.42](#)

Repair - hernia ---Cont.

- crural [53.29](#)
- cul- de- sac (Douglas') [70.92](#)
- diaphragmatic
  - abdominal approach
    - laparoscopic [53.71](#)
    - other and open [53.72](#)
    - unspecified [53.75](#)
  - thoracic, thoracoabdominal approach [53.80](#)
    - laparoscopic [53.83](#)
    - other and open [53.84](#)
- epigastric [53.59](#)
  - with prosthesis or graft [53.69](#)
- esophageal hiatus
  - abdominal approach
    - laparoscopic [53.71](#)
    - other and open [53.72](#)
    - unspecified [53.75](#)
  - thoracic, thoracoabdominal approach [53.80](#)
- fascia [83.89](#)
  - hand [82.89](#)
- femoral (unilateral) [53.29](#)
  - with prosthesis or graft [53.21](#)
  - bilateral [53.39](#)
    - with prosthesis or graft [53.31](#)
- Ferguson [53.00](#)
- Halsted [53.00](#)
- Hill- Allison (hiatal hernia repair, transpleural approach) [53.80](#)
- hypogastric [53.59](#)
  - with prosthesis or graft [53.69](#)
- incisional [53.51](#)
  - laparoscopic with prosthesis or graft [53.62](#)
  - other open with prosthesis or graft [53.61](#)
- inguinal (unilateral) [53.00](#)
  - with prosthesis or graft [53.05](#)
  - bilateral [53.10](#)
    - with prosthesis or graft [53.17](#)
    - laparoscopic [17.24](#)
  - direct
    - laparoscopic with graft or prosthesis [17.21](#)
    - other and open [53.11](#)
      - with prosthesis or graft [53.14](#)
  - direct and indirect
    - laparoscopic with graft or prosthesis [17.23](#)
    - other and open [53.13](#)
      - with prosthesis or graft [53.16](#)
  - indirect
    - laparoscopic with graft or prosthesis [17.22](#)
    - other and open [53.12](#)
      - with prosthesis or graft [53.15](#)

Repair -hernia - inguinal ---Cont.

- direct (unilateral)
  - and indirect (unilateral)
    - laparoscopic with graft or prosthesis [17.11](#)
    - other and open [53.01](#)
      - with prosthesis or graft [53.03](#)
  - laparoscopic with graft or prosthesis [17.11](#)
  - other and open [53.01](#)
    - with prosthesis or graft [53.03](#)
- indirect (unilateral)
  - laparoscopic with graft or prosthesis [17.12](#)
  - other and open [53.02](#)
    - with prosthesis or graft [53.04](#)
  - laparoscopic with graft or prosthesis, NOS [17.13](#)
- internal [53.9](#)
- ischiatric [53.9](#)
- ischioirectal [53.9](#)
- lumbar [53.9](#)
- manual [96.27](#)
- obturator [53.9](#)
- omental [53.9](#)
- paraesophageal
  - laparoscopic [53.71](#)
  - other and open [53.72](#)
  - unspecified [53.75](#)
- parahiatal
  - laparoscopic [53.71](#)
  - other and open [53.72](#)
  - unspecified [53.75](#)
- paraileostomy [46.41](#)
- parasternal [53.82](#)
- paraumbilical
  - laparoscopic [53.43](#)
    - with graft or prosthesis [53.42](#)
  - other and open with prosthesis [53.41](#)
  - other open [53.49](#)
- pericolostomy [46.42](#)
- perineal (enterocele) [53.9](#)
- preperitoneal [53.29](#)
- pudendal [53.9](#)
- retroperitoneal [53.9](#)
- sciatic [53.9](#)
- scrotal --see Repair, hernia, inguinal
- spigelian [53.59](#)
  - with prosthesis or graft [53.69](#)
- umbilical
  - laparoscopic [53.43](#)
    - with graft or prosthesis [53.42](#)
  - other and open with prosthesis [53.41](#)
  - other open [53.49](#)
- uveal [12.39](#)
- ventral [53.59](#)
  - with prosthesis or graft
    - laparoscopic [53.63](#)
    - other and open [53.69](#)

- Repair --hernia - ventral ---*Cont.*  
 incisional [53.51](#)  
   other open with prosthesis or graft  
     [53.61](#)  
 hydrocele  
   round ligament [69.19](#)  
   spermatic cord [63.1](#)  
   tunica vaginalis [61.2](#)  
 hymen [70.76](#)  
 hypospadias [58.45](#)  
 ileostomy [46.41](#)  
 ingrown toenail [86.23](#)  
 intestine, intestinal NEC [46.79](#)  
   fistula --see Closure, fistula, intestine  
   laceration  
     large intestine [46.75](#)  
     small intestine NEC [46.73](#)  
   stoma --see Repair, stoma  
 inverted uterus NEC [69.29](#)  
 manual  
   nonobstetric [69.94](#)  
   obstetric [75.94](#)  
 obstetrical  
   manual [75.94](#)  
   surgical [75.93](#)  
   vaginal approach [69.23](#)  
 iris (rupture) NEC [12.39](#)  
 jejunostomy [46.41](#)  
 joint (capsule) (cartilage) NEC --see also  
   Arthroplasty [81.96](#)  
 kidney NEC [55.89](#)  
 knee (joint) NEC [81.47](#)  
   collateral ligaments [81.46](#)  
   cruciate ligaments [81.45](#)  
   five-in-one [81.42](#)  
   triad [81.43](#)  
 labia --see Repair, vulva  
 laceration --see Suture, by site  
 lacrimal system NEC [09.99](#)  
   canaliculus [09.73](#)  
   punctum [09.72](#)  
     for eversion [09.71](#)  
 laryngostomy [31.62](#)  
 laryngotracheal cleft [31.69](#)  
 larynx [31.69](#)  
   fracture [31.64](#)  
   laceration [31.61](#)  
 leads (cardiac) NEC [37.75](#)  
 ligament --see also Arthroplasty [81.96](#)  
   broad [69.29](#)  
   collateral, knee NEC [81.46](#)  
   cruciate, knee NEC [81.45](#)  
   round [69.29](#)  
   uterine [69.29](#)  
 lip NEC [27.59](#)  
   cleft [27.54](#)  
   laceration (by suture) [27.51](#)  
 liver NEC [50.69](#)  
   laceration [50.61](#)
- Repair ---*Cont.*  
 lop ear [18.79](#)  
 lung NEC [33.49](#)  
 lymphatic (channel) (peripheral) NEC [40.9](#)  
   duct, left (thoracic) NEC [40.69](#)  
 macrodactyly [82.83](#)  
 mallet finger [82.84](#)  
 mandibular ridge [76.64](#)  
 mastoid (antrum) (cavity) [19.9](#)  
 meninges (cerebral) NEC [02.12](#)  
   spinal NEC [03.59](#)  
     meningocele [03.51](#)  
     myelomeningocele [03.52](#)  
 meningocele (spinal) [03.51](#)  
   cranial [02.12](#)  
 mesentery [54.75](#)  
 mouth NEC [27.59](#)  
   laceration NEC [27.52](#)  
 muscle NEC [83.87](#)  
 by  
   graft or implant(fascia)(muscle) [83.82](#)  
   hand [82.72](#)  
   tendon [83.81](#)  
     hand [82.79](#)  
   suture (direct) [83.65](#)  
   hand [82.46](#)  
   transfer or transplantation (muscle) [83.77](#)  
   hand [82.58](#)  
 hand [82.89](#)  
 by  
   graft or implant NEC [82.79](#)  
   fascia [82.72](#)  
   suture (direct) [82.46](#)  
   transfer or transplantation (muscle)  
     [82.58](#)  
 musculotendinous cuff, shoulder [83.63](#)  
 myelomeningocele [03.52](#)  
 nasal  
   septum (perforation) NEC [21.88](#)  
   sinus NEC [22.79](#)  
     fistula [22.71](#)  
 nasolabial flaps (plastic) [21.86](#)  
 nasopharyngeal atresia [29.4](#)  
 nerve (cranial) (peripheral) NEC [04.79](#)  
   old injury [04.76](#)  
   revision [04.75](#)  
   sympathetic [05.81](#)  
 nipple NEC [85.87](#)  
 nose (external) (internal) (plastic) NEC  
   --see also Rhinoplasty [21.89](#)  
   laceration (by suture) [21.81](#)  
 notched lip [27.59](#)  
 omentum [54.74](#)  
 omphalocele  
   laparoscopic [53.43](#)  
   with graft or prosthesis [53.42](#)  
   other and open with graft or prosthesis  
     [53.41](#)  
   other open [53.49](#)

Repair ---*Cont.*

orbit [16.89](#)  
wound [16.81](#)  
ostium  
primum defect [35.73](#)  
with  
prosthesis [35.54](#)  
tissue graft [35.63](#)  
secundum defect [35.71](#)  
with  
prosthesis(open heart technique) [35.51](#)  
closed heart technique [35.52](#)  
tissue graft [35.61](#)  
ovary [65.79](#)  
with tube [65.73](#)  
laparoscopic [65.76](#)  
overlapping toe [77.58](#)  
pacemaker  
cardiac  
device (permanent) [37.89](#)  
electrodes (leads) NEC [37.75](#)  
pocket (skin) (subcutaneous) [37.79](#)  
palate NEC [27.69](#)  
cleft [27.62](#)  
secondary or subsequent [27.63](#)  
laceration (by suture) [27.61](#)  
pancreas NEC [52.95](#)  
Wirsung's duct [52.99](#)  
papillary muscle (heart) [35.31](#)  
patent ductus arteriosus [38.85](#)  
pectus deformity (chest) (carinatum)  
(excavatum) [34.74](#)  
pelvic floor NEC [70.79](#)  
obstetric laceration (current) [75.69](#)  
old [70.79](#)  
penis NEC [64.49](#)  
for epispadias or hypospadias [58.45](#)  
inflatable prosthesis [64.99](#)  
laceration [64.41](#)  
pericardium [37.49](#)  
perineum (female) [71.79](#)  
laceration (by suture) [71.71](#)  
obstetric (current) [75.69](#)  
old [71.79](#)  
male NEC [86.89](#)  
laceration (by suture) [86.59](#)  
peritoneum NEC [54.73](#)  
by suture [54.64](#)  
pharynx NEC [29.59](#)  
laceration (by suture) [29.51](#)  
plastic [29.4](#)  
pleura NEC [34.93](#)  
postcataract wound dehiscence [11.52](#)  
with conjunctival flap [11.53](#)  
pouch of Douglas [70.52](#)  
primum ostium defect [35.73](#)  
with  
prosthesis [35.54](#)  
tissue graft [35.63](#)

Repair ---*Cont.*

prostate [60.93](#)  
ptosis, eyelid --see Repair, blepharoptosis  
punctum, lacrimal NEC [09.72](#)  
for correction of eversion [09.71](#)  
quadriceps (mechanism) [83.86](#)  
rectocele (posterior colporrhaphy) [70.52](#)  
with graft or prosthesis [70.55](#)  
and cystocele [70.50](#)  
with graft or prosthesis [70.53](#)  
rectum NEC [48.79](#)  
laceration (by suture) [48.71](#)  
prolapse NEC [48.76](#)  
abdominal approach [48.75](#)  
STARR procedure [48.74](#)  
retina, retinal  
detachment [14.59](#)  
by  
cryotherapy [14.52](#)  
diathermy [14.51](#)  
photocoagulation [14.55](#)  
laser [14.54](#)  
xenon arc [14.53](#)  
scleral buckling --see *also* Buckling,  
scleral [14.49](#)  
tear or defect [14.39](#)  
by  
cryotherapy [14.32](#)  
diathermy [14.31](#)  
photocoagulation [14.35](#)  
laser [14.34](#)  
xenon arc [14.33](#)  
retroperitoneal tissue [54.73](#)  
rotator cuff (graft) (suture) [83.63](#)  
round ligament [69.29](#)  
ruptured tendon NEC [83.88](#)  
hand [82.86](#)  
salivary gland or duct NEC [26.49](#)  
sclera, scleral [12.89](#)  
fistula [12.82](#)  
staphylococci NEC [12.86](#)  
with graft [12.85](#)  
scrotum [61.49](#)  
sinus  
nasal NEC [22.79](#)  
of Valsalva (aneurysm) [35.39](#)  
skin (plastic) (without graft) [86.89](#)  
laceration (by suture) [86.59](#)  
skull NEC [02.06](#)  
with  
flap (bone) [02.03](#)  
graft (bone) [02.04](#)  
spermatocord NEC [63.59](#)  
laceration (by suture) [63.51](#)  
sphincter ani [49.79](#)  
laceration (by suture) [49.71](#)  
obstetric (current) [75.62](#)  
old [49.79](#)



Repair ---*Cont.*

- spina bifida NEC [03.59](#)
  - meningocele [03.51](#)
  - myelomeningocele [03.52](#)
- spinal (cord) (meninges) (structures) NEC [03.59](#)
  - meningocele [03.51](#)
  - myelomeningocele [03.52](#)
- spleen [41.95](#)
- sternal defect [78.41](#)
- stoma
  - bile duct [51.79](#)
  - bladder [57.22](#)
  - bronchus [33.42](#)
  - common duct [51.72](#)
  - esophagus [42.89](#)
  - gallbladder [51.99](#)
  - hepatic duct [51.79](#)
  - intestine [46.40](#)
    - large [46.43](#)
    - small [46.41](#)
  - kidney [55.89](#)
  - larynx [31.63](#)
  - rectum [48.79](#)
  - stomach [44.69](#)
    - laparoscopic [44.68](#)
  - thorax [34.79](#)
  - trachea [31.74](#)
  - ureter [56.62](#)
  - urethra [58.49](#)
- stomach NEC [44.69](#)
  - laceration (by suture) [44.61](#)
  - laparoscopic [44.68](#)
- stress incontinence (urinary) NEC [59.79](#)
  - by
    - anterior urethropexy [59.79](#)
    - Burch [59.5](#)
    - cystourethropy (with levator muscle sling) [59.71](#)
    - injection of implant (fat) (collagen) (polytef) [59.72](#)
    - paraurethral suspension (Pereyra) [59.6](#)
    - periurethral suspension [59.6](#)
    - plication of urethrovesical junction [59.3](#)
    - pubococcygeal sling [59.71](#)
    - retropubic urethral suspension [59.5](#)
    - suprapubic sling [59.4](#)
    - tension free vaginal tape [59.79](#)
    - urethrovesical suspension [59.4](#)
    - gracilis muscle transplant [59.71](#)
    - levator muscle sling [59.71](#)
    - subcutaneous tissue (plastic) (without skin graft) [86.89](#)
    - laceration (by suture) [86.59](#)
  - supracristal defect (heart) [35.72](#)
    - with
      - prosthesis (open heart technique) [35.53](#)
      - closed heart technique [35.55](#)
      - tissue graft [35.62](#)

Repair ---*Cont.*

- symbblepharon NEC [10.49](#)
  - by division (with insertion of conformer) [10.5](#)
    - with free graft [10.41](#)
  - syndactyly [86.85](#)
  - synovial membrane, joint2
    - see Arthroplasty
- telecanthus [08.59](#)
- tendon [83.88](#)
  - by or with
    - arthroplasty --see Arthroplasty
    - graft or implant (tendon) [83.81](#)
      - fascia [83.82](#)
        - hand [82.72](#)
      - hand [82.79](#)
      - muscle [83.82](#)
        - hand [82.72](#)
    - suture (direct) (immediate) (primary)
      - see also Suture, tendon [83.64](#)
      - hand [82.45](#)
    - transfer for transplantation (tendon)
      - hand [82.56](#)
  - hand [82.86](#)
    - by
      - graft or implant (tendon) [82.79](#)
      - suture (direct) (immediate) (primary)
        - see also Suture, tendon, hand [82.45](#)
    - transfer or transplantation (tendon)
      - hand [82.56](#)
  - rotator cuff (direct suture) [83.63](#)
  - ruptured NEC [83.88](#)
    - hand [82.86](#)
  - sheath (direct suture) [83.61](#)
    - hand [82.41](#)
- testis NEC [62.69](#)
- tetralogy of Fallot
  - partial --see specific procedure
  - total (one- stage) [35.81](#)
- thoracic duct NEC [40.69](#)
- thoracostomy [34.72](#)
- thymus (gland) [07.93](#)
- tongue NEC [25.59](#)
- tooth NEC [23.2](#)
  - by
    - crown (artificial) [23.41](#)
    - filling (amalgam) (plastic) (silicate) [23.2](#)
    - inlay [23.3](#)
- total anomalous pulmonary venous connection
  - partial --see specific procedure
  - total (one- stage) [35.82](#)
- trachea NEC [31.79](#)
  - laceration (by suture) [31.71](#)
- tricuspid atresia [35.94](#)
- truncus arteriosus
  - partial --see specific procedure
  - total (one- stage) [35.83](#)

Repair ---*Cont.*

tunica vaginalis [61.49](#)  
 laceration (by suture) [61.41](#)  
 tympanum --see Tympanoplasty  
 ureter NEC [56.89](#)  
 laceration (by suture) [56.82](#)  
 ureterocele [56.89](#)  
 urethra NEC [58.49](#)  
 laceration (by suture) [58.41](#)  
     obstetric (current) [75.61](#)  
     old [58.49](#)  
     meatus [58.47](#)  
 urethrocele (anterior colporrhaphy) (female) [70.51](#)  
     with graft or prosthesis [70.54](#)  
     and rectocele [70.50](#)  
         with graft or prosthesis [70.53](#)  
 urinary sphincter, artificial (component) [58.99](#)  
 urinary stress incontinence --see Repair, stress incontinence  
 uterus, uterine [69.49](#)  
     inversion --see Repair, inverted uterus  
     laceration (by suture) [69.41](#)  
         obstetric (current) [75.50](#)  
         old [69.49](#)  
     ligaments [69.29](#)  
         by  
             interposition [69.21](#)  
             plication [69.22](#)  
 uvula [27.73](#)  
     with synchronous cleft palate repair [27.62](#)  
 vagina, vaginal (cuff) (wall) NEC [70.79](#)  
     anterior [70.51](#)  
         with graft or prosthesis [70.54](#)  
         with posterior repair [70.50](#)  
             with graft or prosthesis [70.53](#)  
     cystocele [70.51](#)  
         with graft or prosthesis [70.54](#)  
         and rectocele [70.50](#)  
             with graft or prosthesis [70.53](#)  
     enterocele [70.92](#)  
         with graft or prosthesis [70.93](#)  
     laceration (by suture) [70.71](#)  
         obstetric (current) [75.69](#)  
         old [70.79](#)  
     posterior [70.52](#)  
         with anterior repair [70.50](#)  
             with graft or prosthesis [70.53](#)  
     rectocele [70.52](#)  
         with graft or prosthesis [70.55](#)  
         and cystocele [70.50](#)  
             with graft or prosthesis [70.53](#)  
     urethrocele [70.51](#)  
         with graft or prosthesis [70.54](#)  
         and rectocele [70.50](#)  
             with graft or prosthesis [70.53](#)  
 varicocele [63.1](#)

Repair ---*Cont.*

vas deferens [63.89](#)  
 by  
     anastomosis [63.82](#)  
     to epididymis [63.83](#)  
     reconstruction [63.82](#)  
     laceration (by suture) [63.81](#)  
 vein NEC [39.59](#)  
 by  
     endovascular approach  
     head and neck(embolization or occlusion) [39.72](#)  
 with  
     patch graft [39.58](#)  
     with excision or resection of vessel  
         --see Phlebectomy, with graft replacement, by site  
         synthetic (Dacron) (Teflon) [39.57](#)  
         tissue (vein) (autogenous) (homograft) [39.56](#)  
     suture [39.32](#)  
 ventricular septal defect [35.72](#)  
 with  
     prosthesis (open heart technique) [35.53](#)  
     closed heart technique [35.55](#)  
     in total repair of tetralogy of Fallot [35.81](#)  
     tissue graft [35.62](#)  
     combined with repair of valvular and atrial septal defects --see Repair, endocardial cushion defect  
     in total repair of  
         tetralogy of Fallot [35.81](#)  
         truncus arteriosus [35.83](#)  
 vertebral arch defect (spina bifida) [03.59](#)  
 vulva NEC [71.79](#)  
     laceration (by suture) [71.71](#)  
     obstetric (current) [75.69](#)  
     old [71.79](#)  
 Wirsung's duct [52.99](#)  
 wound (skin) (without graft) [86.59](#)  
     abdominal wall [54.63](#)  
     dehiscence [54.61](#)  
     postcataract dehiscence (corneal) [11.52](#)  
 Replacement  
     acetabulum (with prosthesis) [81.52](#)  
     ankle, total [81.56](#)  
     revision [81.59](#)  
     aortic valve (with prosthesis) [35.22](#)  
     with tissue graft [35.21](#)  
     artery --see Graft, artery  
     bag --see Replacement, pack or bag  
     Barton's tongs (skull) [02.94](#)  
     bladder  
         with  
             ileal loop [57.87](#) [[45.51](#)]  
             sigmoid [57.87](#) [[45.52](#)]  
             sphincter, artificial [58.93](#)  
     bronchial device NOS [33.79](#)

Replacement ---*Cont.*  
 bronchial substance NOS [33.79](#)  
 bronchial valve(s)  
   multiple lobes [33.73](#)  
   single lobe [33.71](#)  
 caliper tongs (skull) [02.94](#)  
 cannula  
   arteriovenous shunt [39.94](#)  
   pancreatic duct [97.05](#)  
   vessel- to- vessel (arteriovenous) [39.94](#)  
 cardiac contractility modulation (CCM)  
   rechargeable pulse generator only [17.52](#)  
   total system [17.51](#)  
 cardiac resynchronization device  
   defibrillator (biventricular defibrillator)  
     (BiV ICD) (BiV pacemaker with  
     defibrillator) (BiV pacing with  
     defibrillator) (CRT- D) (device and one  
     or more leads) (total system) [00.51](#)  
     left ventricular coronary venous  
     lead only [00.52](#)  
     pulse generator only [00.54](#)  
   pacemaker (biventricular pacemaker)  
     (BiV pacemaker) (CRT- P) (device  
     and one or more leads) (total  
     system) [00.50](#)  
     left ventricular coronary venous  
     lead only [00.52](#)  
     pulse generator only [00.53](#)  
 cardioverter/defibrillator(total system) [37.94](#)  
   leads only (electrodes) (sensing)  
     (pacing) [37.97](#)  
     pulse generator only [37.98](#)  
 cast NEC [97.13](#)  
   lower limb [97.12](#)  
   upper limb [97.11](#)  
 catheter  
   bladder (indwelling) [57.95](#)  
   cystostomy [59.94](#)  
   ventricular shunt (cerebral) [02.42](#)  
   wound [97.15](#)  
 CCM (cardiac contractility modulation)  
   rechargeable pulse generator only [17.52](#)  
   total system [17.51](#)  
 CRT- D (biventricular defibrillator) (BiV ICD)  
   (BiV pacemaker with defibrillator) (BiV  
   pacing with defibrillator) (cardiac  
   resynchronization defibrillator)(device  
   and one or more leads) [00.51](#)  
   left ventricular coronary venous lead only  
     [00.52](#)  
     pulse generator only [00.54](#)  
 CRT- P (biventricular pacemaker) (BiV  
 pacemaker) (cardiac resynchronization  
 pacemaker) (device and one or more  
 leads) [00.50](#)  
 left ventricular coronary venous lead only  
   [00.52](#)  
 pulse generator only [00.53](#)

Replacement ---*Cont.*  
 Crutchfield tongs (skull) [02.94](#)  
 cystostomy tube (catheter) [59.94](#)  
 device  
   subcutaneous for intracardiac or great  
     vessel hemodynamic monitoring [00.57](#)  
 diaphragm, vagina [97.24](#)  
 disc --*see* Replacement, intervertebral disc  
 drain --*see also* Replacement, tube  
   vagina [97.26](#)  
   vulva [97.26](#)  
   wound, musculoskeletal or skin [97.16](#)  
 ear (prosthetic) [18.71](#)  
 elbow (joint), total [81.84](#)  
 electrode(s) --*see* Implant, electrode or lead  
   by site or name of device  
   brain  
     depth [02.93](#)  
     foramen ovale [02.93](#)  
     sphenoidal [02.96](#)  
   carotid sinus [04.92](#)  
   depth [02.93](#)  
   foramen ovale [02.93](#)  
   gastric [04.92](#)  
   intracranial [02.93](#)  
   pacemaker --*see* Replacement, pacemaker,  
     electrode(s)  
   peripheral nerve [04.92](#)  
   sacral nerve [04.92](#)  
   sphenoidal [02.96](#)  
   spine [03.93](#)  
 electroencephalographic receiver (brain)  
   (intracranial) [02.93](#)  
 electronic  
   cardioverter/defibrillator  
     --*see* Replacement, cardioverter/  
     defibrillator  
   leads (electrode)(s) --*see* Replacement,  
     electrode(s)  
   stimulator --*see also* Implant, electronic  
     stimulator, by site  
     bladder [57.97](#)  
     muscle (skeletal) [83.92](#)  
     ureter [56.93](#)  
 electrostimulator --*see* Implant, electronic  
 stimulator, by site  
 enterostomy device (tube)  
   large intestine [97.04](#)  
   small intestine [97.03](#)  
 epidural pegs [02.93](#)  
 femoral head, by prosthesis [81.52](#)  
   revision [81.53](#)  
 Gardner Wells tongs (skull) [02.94](#)  
 gastric band, laparoscopic [44.96](#)  
 gastric port device (subcutaneous) [44.96](#)  
 graft --*see* Graft  
 halo traction device (skull) [02.94](#)  
 Harrington rod (with refusion of spine)  
   --*see* Refusion, spinal

Replacement ---Cont.

heart

artificial

- total internal biventricular replacement system [37.52](#)
- implantable battery [37.54](#)
- implantable controller [37.54](#)
- thoracic unit [37.53](#)
- transcutaneous energy transfer [TET] device [37.54](#)
- total internal biventricular replacement system [37.52](#)
- implantable battery [37.54](#)
- implantable controller [37.54](#)
- thoracic unit [37.53](#)
- transcutaneous energy transfer [TET] device [37.54](#)
- valve (with prosthesis) (with tissue graft) [35.20](#)
- aortic (with prosthesis) [35.22](#)
- with tissue graft [35.21](#)
- mitral (with prosthesis) [35.24](#)
- with tissue graft [35.23](#)
- poppet (prosthetic) [35.95](#)
- pulmonary (with prosthesis) [35.26](#)
- with tissue graft [35.25](#)
- in total repair of tetralogy of Fallot [35.81](#)
- tricuspid (with prosthesis) [35.28](#)
- with tissue graft [35.27](#)

hip (partial) (with fixation device) (with prosthesis) (with traction) [81.52](#)

- acetabulum [81.52](#)
- revision [81.53](#)
- femoral head [81.52](#)
- revision [81.53](#)
- total [81.51](#)
- revision [81.53](#)

intervertebral disc

- artificial, NOS [84.60](#)
- cervical [84.62](#)
- nucleus [84.61](#)
- partial [84.61](#)
- total [84.62](#)
- lumbar, lumbosacral [84.65](#)
- nucleus [84.64](#)
- partial [84.64](#)
- total [84.65](#)
- thoracic (partial) (total) [84.63](#)

inverted uterus --see Repair, inverted uterus

iris NEC [12.39](#)

- kidney, mechanical [55.97](#)
- knee (bicompartamental) (hemijoint) (partial) (total) (tricompartamental) (unicompartamental) [81.54](#)
- revision [81.55](#)

laryngeal stent [31.93](#)

leads (electrode)(s) --see Replacement, electrode(s)

Replacement ---Cont.

- mechanical kidney [55.97](#)
- mitral valve (with prosthesis) [35.24](#)
- with tissue graft [35.23](#)
- Mulligan hood, fallopian tube [66.93](#)
- muscle stimulator (skeletal) [83.92](#)
- nephrostomy tube [55.93](#)
- neuropacemaker --see Implant, neurostimulator, by site
- neurostimulator --see also Implant, neurostimulator, by site
- skeletal muscle [83.92](#)
- pacemaker
- brain --see Implant, neurostimulator, brain
- cardiac device (initial) (permanent) dual-chamber device [37.87](#)
- resynchronization --see Replacement, CRT-P
- single-chamber device [37.85](#)
- rate responsive [37.86](#)
- electrode(s), cardiac (atrial) (transvenous) (ventricular) [37.76](#)
- epicardium (myocardium) [37.74](#)
- left ventricular coronary venous system [00.52](#)
- gastric --see Implant, neurostimulator, gastric
- intracranial --see Implant, neurostimulator, intracranial
- neural --see Implant, neurostimulator, by site
- peripheral nerve --see Implant, neurostimulator, peripheral nerve
- sacral nerve --see Implant, neurostimulator, sacral nerve
- spine --see Implant, neurostimulator, spine
- temporary transvenous pacemaker system [37.78](#)
- pack or bag
- nose [97.21](#)
- teeth, tooth [97.22](#)
- vagina [97.26](#)
- vulva [97.26](#)
- wound [97.16](#)
- pessary, vagina NEC [97.25](#)
- prosthesis
- acetabulum [81.53](#)
- arm (bioelectric) (cineplastic) (kineplastic) [84.44](#)
- biliary tract [51.99](#)
- cochlear [20.96](#)
- channel (single) [20.97](#)
- multiple [20.98](#)
- elbow [81.97](#)
- extremity (bioelectric) (cineplastic) (kineplastic) [84.40](#)
- lower [84.48](#)
- upper [84.44](#)

ICD-9-CM INDEX TO PROCEDURES (FY10)

Replacement --prosthesis --Cont.  
 fallopian tube(Mulligan hood)(stent) [66.93](#)  
 femur [81.53](#)  
 knee [81.55](#)  
 leg (bioelectric) (cineplastic)  
 (kineplastic) [84.48](#)  
 penis (internal) (non- inflatable) [64.95](#)  
 inflatable (internal) [64.97](#)  
 pulmonary valve (with prosthesis) [35.26](#)  
 with tissue graft [35.25](#)  
 in total repair of tetralogy of Fallot [35.81](#)  
 pyelostomy tube [55.94](#)  
 rectal tube [96.09](#)  
 Rheos™ carotid sinus baroreflex activation  
 device [39.8](#)  
 sensor (lead)  
 intracardiac or great vessel hemodynamic  
 monitoring [00.56](#)  
 shoulder NEC [81.83](#)  
 partial [81.81](#)  
 total [81.80](#)  
 skull  
 plate [02.05](#)  
 tongs [02.94](#)  
 spacer (cement) (joint)  
 (methylmethacrylate) [84.56](#)  
 specified appliance or device NEC [97.29](#)  
 spinal motion preservation device  
 facet replacement device(s) [84.84](#)  
 interspinous process device(s) [84.80](#)  
 pedicle- based dynamic stabilization  
 device(s) [84.82](#)  
 splint [97.14](#)  
 stent  
 bile duct [97.05](#)  
 fallopian tube [66.93](#)  
 larynx [31.93](#)  
 pancreatic duct [97.05](#)  
 trachea [31.93](#)  
 stimoceiver--see Implant, stimoceiver,  
 by site  
 stimulator  
 carotid sinus [39.8](#)  
 subdural  
 grids [02.93](#)  
 strips [02.93](#)  
 testis in scrotum [62.5](#)  
 tongs, skull [02.94](#)  
 tracheal stent [31.93](#)  
 tricuspid valve (with prosthesis) [35.28](#)  
 with tissue graft [35.27](#)  
 tube  
 bile duct [97.05](#)  
 bladder [57.95](#)  
 cystostomy [59.94](#)  
 esophagostomy [97.01](#)  
 gastrostomy [97.02](#)  
 large intestine [97.04](#)  
 nasogastric [97.01](#)

Replacement --tube --Cont.  
 nephrostomy [55.93](#)  
 pancreatic duct [97.05](#)  
 pyelostomy [55.94](#)  
 rectal [96.09](#)  
 small intestine [97.03](#)  
 tracheostomy [97.23](#)  
 ureterostomy [59.93](#)  
 ventricular (cerebral) [02.42](#)  
 umbilical cord, prolapsed [73.92](#)  
 ureter (with)  
 bladder flap [56.74](#)  
 ileal segment implanted into bladder  
[56.89](#) [\[45.51\]](#)  
 ureterostomy tube [59.93](#)  
 urethral sphincter, artificial [58.93](#)  
 urinary sphincter, artificial [58.93](#)  
 valve  
 heart --see also Replacement, heart valve  
 poppet (prosthetic) [35.95](#)  
 ventricular (cerebral) [02.42](#)  
 ventricular shunt (catheter) (valve) [02.42](#)  
 Vinke tongs (skull) [02.94](#)  
 vitreous (silicone) [14.75](#)  
 for retinal reattachment [14.59](#)  
 Replant, replantation --see also Reattachment  
 extremity --see Reattachment, extremity  
 penis [64.45](#)  
 scalp [86.51](#)  
 tooth [23.5](#)  
 Reposition  
 cardiac pacemaker  
 electrode(s) (atrial) (transvenous)  
 (ventricular) [37.75](#)  
 pocket [37.79](#)  
 cardiac resynchronization defibrillator  
 (CRT- D) --see Revision, cardiac  
 resynchronization defibrillator  
 cardiac resynchronization pacemaker  
 (CRT- P) --see Revision, cardiac  
 resynchronization pacemaker  
 cardioverter/defibrillator (automatic)  
 lead(s) (sensing) (pacing) (epicardial patch)  
[37.75](#)  
 pocket [37.79](#)  
 pulse generator [37.79](#)  
 cilia base [08.71](#)  
 implantable hemodynamic sensor (lead)  
 and monitor device [37.79](#)  
 iris [12.39](#)  
 neurostimulator  
 leads  
 subcutaneous, without device  
 replacement [86.09](#)  
 within brain [02.93](#)  
 within or over gastric nerve [04.92](#)  
 within or over peripheral nerve [04.92](#)  
 within or over sacral nerve [04.92](#)  
 within spine [03.93](#)

Reposition - neurostimulator---*Cont.*

- pulse generator
  - subcutaneous, without device replacement [86.09](#)
- renal vessel, aberrant [39.55](#)
- subcutaneous device pocket NEC [86.09](#)
- thyroid tissue [06.94](#)
- tricuspid valve (with plication) [35.14](#)

Resection --*see also* Excision, by site

- abdominoendorectal (combined), NOS [48.50](#)
  - laparoscopic [48.51](#)
  - open [48.52](#)
  - other [48.59](#)
- abdominoperineal (rectum), NOS [48.50](#)
  - pull-through(Altemeier)(Swenson) NEC [48.49](#)
    - Duhamel type [48.65](#)
    - laparoscopic [48.42](#)
    - not otherwise specified [48.40](#)
    - open [48.43](#)
- alveolar process and palate (en bloc) [27.32](#)
- aneurysm --*see* Aneurysmectomy
- aortic valve (for subvalvular stenosis) [35.11](#)
- artery --*see* Arteriectomy
- bile duct NEC [51.69](#)
  - common duct NEC [51.63](#)
- bladder (partial) (segmental) (transvesical) (wedge) [57.6](#)
  - complete or total [57.79](#)
  - lesion NEC [57.59](#)
    - transurethral approach [57.49](#)
  - neck [57.59](#)
    - transurethral approach [57.49](#)
- blood vessel --*see* Angiectomy
- brain [01.59](#)
  - by
    - stereotactic radiosurgery [92.30](#)
      - cobalt 60 [92.32](#)
      - linear accelerator (LINAC) [92.31](#)
      - multi- source [92.32](#)
      - particle beam [92.33](#)
      - particulate [92.33](#)
      - radiosurgery NEC [92.39](#)
      - single source photon [92.31](#)
    - hemisphere [01.52](#)
    - lobe [01.53](#)
- breast --*see also* Mastectomy
  - quadrant [85.22](#)
  - segmental [85.23](#)
  - broad ligament [69.19](#)
- bronchus (sleeve) (wide sleeve) [32.1](#)
  - block (en bloc) (with radical dissection of brachial plexus, bronchus, lobe of lung, ribs, and sympathetic nerves) [32.6](#)
- bursa [83.5](#)
  - hand [82.31](#)

Resection ---*Cont.*

- cecum (and terminal ileum)
  - laparoscopic [17.32](#)
  - open and other [45.72](#)
- cerebral meninges [01.51](#)
- chest wall [34.4](#)
- clavicle [77.81](#)
- clitoris [71.4](#)
- colon (partial) (segmental) [45.79](#)
  - ascending (cecum and terminal ileum)
    - laparoscopic [17.32](#)
    - open and other [45.72](#)
  - cecum (and terminal ileum)
    - laparoscopic [17.32](#)
    - open and other [45.72](#)
  - complete
    - laparoscopic [45.81](#)
    - open [45.82](#)
    - other [45.83](#)
    - unspecified [45.83](#)
  - descending (sigmoid)
    - laparoscopic [17.36](#)
    - open and other [45.76](#)
  - for interposition [45.52](#)
  - Hartmann
    - laparoscopic [17.35](#)
    - open and other [45.75](#)
  - hepatic flexure
    - laparoscopic [17.33](#)
    - open and other [45.73](#)
  - laparoscopic [17.39](#)
  - left radical (hemicolon)
    - laparoscopic [17.35](#)
    - open and other [45.75](#)
  - multiple segmental
    - laparoscopic [17.31](#)
    - open and other [45.71](#)
  - open and other [45.79](#)
  - right radical (hemicolon) (ileocelectomy)
    - laparoscopic [17.33](#)
    - open and other [45.73](#)
  - segmental NEC
    - segmental NEC
      - laparoscopic [17.39](#)
    - Multiple
      - laparoscopic [17.31](#)
      - open and other [45.71](#)
      - open and other [45.79](#)
  - sigmoid
    - laparoscopic [17.36](#)
    - open and other [45.76](#)
  - splenic flexure
    - laparoscopic [17.35](#)
    - open and other [45.75](#)
  - total
    - laparoscopic [45.81](#)
    - open [45.82](#)
    - other [45.83](#)
    - unspecified [45.83](#)

Resection –colon ---*Cont.*

- transverse
  - laparoscopic [17.34](#)
  - open and other [45.74](#)
- conjunctiva, for pterygium [11.39](#)
- corneal graft [11.32](#)
- cornual (fallopian tube) (unilateral) [66.69](#)
- bilateral [66.63](#)
- diaphragm [34.81](#)
- endaural [20.79](#)
- endorectal (pull- through) (Soave) [48.41](#)
- combined abdominal, NOS [48.50](#)
- laparoscopic [48.51](#)
- open [48.52](#)
- other [48.59](#)
- esophagus (partial) (subtotal) --*see also* Esophagectomy [42.41](#)
- total [42.42](#)
- exteriorized intestine --*see* Resection, intestine, exteriorized
- fascia [83.44](#)
- for graft [83.43](#)
- hand [82.34](#)
- hand [82.35](#)
- for graft [82.34](#)
- gallbladder (total) [51.22](#)
- gastic (partial) (sleeve) (subtotal) NEC --*see also* Gastrectomy [43.89](#)
- with anastomosis NEC [43.89](#)
- esophagogastric [43.5](#)
- gastroduodenal [43.6](#)
- gastrogastric [43.89](#)
- gastrojejunal [43.7](#)
- complete or total NEC [43.99](#)
- with intestinal interposition [43.91](#)
- radical NEC [43.99](#)
- with intestinal interposition [43.91](#)
- wedge [43.42](#)
- endoscopic [43.41](#)
- hallux valgus (joint) --*see also* Bunionectomy with prosthetic implant [77.59](#)
- hepatic
  - duct [51.69](#)
  - flexure (colon)
    - laparoscopic [17.33](#)
    - open and other [45.73](#)
- infundibula, heart (right) [35.34](#)
- intestine (partial) NEC
  - cecum (with terminal ileum)
    - laparoscopic [17.32](#)
    - open and other [45.72](#)
  - exteriorized (large intestine) [46.04](#)
  - small intestine [46.02](#)
  - for interposition [45.50](#)
  - large intestine [45.52](#)
  - small intestine [45.51](#)
- hepatic flexure
  - laparoscopic [17.33](#)
  - open and other [45.73](#)

Resection –intestine ---*Cont.*

- ileum [45.62](#)
- with cecum
  - laparoscopic [17.32](#)
  - open and other [45.72](#)
- laparoscopic [17.39](#)
- large (partial) (segmental) NEC [45.79](#)
- for interposition [45.52](#)
- laparoscopic [17.39](#)
- multiple segmental
  - laparoscopic [17.31](#)
  - open and other multiple segmental [45.71](#)
- other [45.79](#)
- total
  - laparoscopic [45.81](#)
  - open [45.82](#)
  - other [45.83](#)
  - unspecified [45.83](#)
  - unspecified [45.79](#)
- left hemicolon
  - laparoscopic [17.35](#)
  - open and other [45.75](#)
- multiple segmental (large intestine)
  - laparoscopic [17.31](#)
  - open and other [45.71](#)
  - small intestine [45.61](#)
- open and other [45.79](#)
- right hemicolon
  - laparoscopic [17.33](#)
  - open and other [45.73](#)
- segmental (large intestine) [45.79](#)
- laparoscopic [17.39](#)
- multiple
  - laparoscopic [17.31](#)
  - open and other [45.71](#)
  - small intestine [45.62](#)
  - multiple [45.61](#)
- sigmoid
  - laparoscopic [17.36](#)
  - open and other [45.76](#)
- small (partial) (segmental) NEC [45.62](#)
- for interposition [45.51](#)
- multiple segmental [45.61](#)
- total [45.63](#)
- total
  - large intestine
    - laparoscopic [45.81](#)
    - open [45.82](#)
    - other [45.83](#)
    - unspecified [45.83](#)
  - small intestine [45.63](#)
- joint structure NEC --*see also* Arthrorectomy [80.90](#)
- kidney (segmental) (wedge) [55.4](#)
- larynx --*see also* Laryngectomy
  - submucous [30.29](#)
- lesion --*see* Excision, lesion, by site
- levator palpebrae muscle [08.33](#)

Resection ---*Cont.*

ligament --*see also* Arthroectomy [80.90](#)  
 broad [69.19](#)  
 round [69.19](#)  
 uterine [69.19](#)  
 lip (wedge) [27.43](#)  
 liver (partial) (wedge) [50.22](#)  
 lobe (total) [50.3](#)  
 total [50.4](#)  
 lung (wedge) NEC [32.29](#)  
 endoscopic [32.28](#)  
 segmental (any part) [32.39](#)  
 thoracoscopic [32.30](#)  
 thoracoscopic [32.20](#)  
 volume reduction [32.22](#)  
 biologic lung volume reduction (BLVR)  
 --*see category* [33.7](#)  
 meninges (cerebral) [01.51](#)  
 spinal [03.4](#)  
 mesentery [54.4](#)  
 muscle [83.45](#)  
 extraocular [15.13](#)  
 with  
 advancement or recession of other  
 eye muscle [15.3](#)  
 suture of original insertion [15.13](#)  
 levator palpebrae [08.33](#)  
 Muller's, for blepharoptosis [08.35](#)  
 orbicularis oculi [08.20](#)  
 tarsal, for blepharoptosis [08.35](#)  
 for graft [83.43](#)  
 hand [82.34](#)  
 hand [82.36](#)  
 for graft [82.34](#)  
 ocular --*see* Resection, muscle, extraocular  
 myocardium [37.33](#)  
 nasal septum (submucous) [21.5](#)  
 nerve (cranial) (peripheral) NEC [04.07](#)  
 phrenic [04.03](#)  
 for collapse of lung [33.31](#)  
 sympathetic [05.29](#)  
 vagus --*see* Vagotomy  
 nose (complete) (extended) (partial)  
 (radical) [21.4](#)  
 omentum [54.4](#)  
 orbitomaxillary, radical [16.51](#)  
 ovary --*see also* Oophorectomy  
 wedge [65.22](#)  
 laparoscopic [65.24](#)  
 palate (bony) (local) [27.31](#)  
 by wide excision [27.32](#)  
 soft [27.49](#)  
 pancreas (total) (with synchronous  
 duodenectomy) [52.6](#)  
 partial NEC [52.59](#)  
 distal (tail) (with part of body) [52.52](#)  
 proximal (head) (with part of body) (with  
 synchronous duodenectomy) [52.51](#)  
 radical subtotal [52.53](#)

Resection - pancreas ---*Cont.*

radical (one- stage) (two- stage) [52.7](#)  
 subtotal [52.53](#)  
 pancreaticoduodenal --*see also*  
 Pancreatectomy [52.6](#)  
 pelvic viscera (en masse) (female) [68.8](#)  
 male [57.71](#)  
 penis [64.3](#)  
 pericardium (partial) (for)  
 chronic constrictive pericarditis [37.31](#)  
 drainage [37.12](#)  
 removal of adhesions [37.31](#)  
 peritoneum [54.4](#)  
 pharynx (partial) [29.33](#)  
 phrenic nerve [04.03](#)  
 for collapse of lung [33.31](#)  
 prostate --*see also* Prostatectomy  
 transurethral (punch) [60.29](#)  
 pterygium [11.39](#)  
 radial head [77.83](#)  
 rectosigmoid --*see also* Resection, rectum  
[48.69](#)  
 rectum (partial) NEC [48.69](#)  
 with  
 pelvic exenteration [68.8](#)  
 transsacral sigmoidectomy [48.61](#)  
 abdominoendorectal (combined), NOS [48.50](#)  
 laparoscopic [48.51](#)  
 open [48.52](#)  
 other [48.59](#)  
 abdominoperineal, NOS [48.50](#)  
 laparoscopic [48.51](#)  
 open [48.52](#)  
 other [48.59](#)  
 pull- through NEC [48.49](#)  
 Duhamel type [48.65](#)  
 laparoscopic [48.42](#)  
 not otherwise specified [48.40](#)  
 open [48.43](#)  
 anterior [48.63](#)  
 with colostomy (synchronous) [48.62](#)  
 Duhamel [48.65](#)  
 endorectal [48.41](#)  
 combined abdominal, NOS [48.50](#)  
 laparoscopic [48.51](#)  
 open [48.52](#)  
 other [48.59](#)  
 posterior [48.64](#)  
 pull- through NEC [48.49](#)  
 endorectal [48.41](#)  
 laparoscopic [48.42](#)  
 not otherwise specified [48.40](#)  
 open [48.43](#)  
 STARR procedure [48.74](#)  
 submucosal (Soave) [48.41](#)  
 combined abdominal, NOS [48.50](#)  
 laparoscopic [48.51](#)  
 open [48.52](#)  
 other [48.59](#)



Resection ---*Cont.*

- rib (transaxillary) [77.91](#)
  - as operative approach --*omit code*
  - incidental to thoracic operation --*omit code*
- right ventricle (heart), for infundibular stenosis [35.34](#)
- root (tooth) (apex) [23.73](#)
  - with root canal therapy [23.72](#)
  - residual or retained [23.11](#)
- round ligament [69.19](#)
- sclera [12.65](#)
  - with scleral buckling --*see also* Buckling, scleral [14.49](#)
  - lamellar (for retinal reattachment) [14.49](#)
    - with implant [14.41](#)
- scrotum [61.3](#)
- soft tissue NEC [83.49](#)
  - hand [82.39](#)
- sphincter of Oddi [51.89](#)
- spinal cord (meninges) [03.4](#)
- splanchnic [05.29](#)
- splenic flexure (colon) [45.75](#)
- sternum [77.81](#)
- stomach (partial) (sleeve) (subtotal) NEC --*see also* Gastrectomy [43.89](#)
  - with anastomosis NEC [43.89](#)
    - esophagogastric [43.5](#)
    - gastroduodenal [43.6](#)
    - gastrogastric [43.89](#)
    - gastrojejunal [43.7](#)
  - complete or total NEC [43.99](#)
    - with intestinal interposition [43.91](#)
    - fundus [43.89](#)
    - radical NEC [43.99](#)
      - with intestinal interposition [43.91](#)
    - wedge [43.42](#)
      - endoscopic [43.41](#)
- submucous
  - larynx [30.29](#)
  - nasal septum [21.5](#)
  - vocal cords [30.22](#)
- synovial membrane (complete) (partial) --*see also* Synovectomy [80.70](#)
- tarsolevator [08.33](#)
- tendon [83.42](#)
  - hand [82.33](#)
- thoracic structures (block) (en bloc) (radical) (brachial plexus, bronchus, lobes of lung, ribs, and sympathetic nerves) [32.6](#)
- thorax [34.4](#)
- tongue [25.2](#)
  - wedge [25.1](#)
- tooth root [23.73](#)
  - with root canal therapy [23.72](#)
  - apex (abscess) [23.73](#)
    - with root canal therapy [23.72](#)
    - residual or retained [23.11](#)
- trachea [31.5](#)

Resection ---*Cont.*

- transurethral
  - bladder NEC [57.49](#)
  - prostate [60.29](#)
- transverse colon
  - laparoscopic [17.34](#)
  - open and other [45.74](#)
- turbinates --*see* Turbinectomy
- ureter (partial) [56.41](#)
  - total [56.42](#)
- uterus --*see* Hysterectomy
- vein --*see* Phlebectomy
- ventricle (heart) [37.35](#)
  - infundibula [35.34](#)
- vesical neck [57.59](#)
  - transurethral [57.49](#)
  - vocal cords (punch) [30.22](#)
- Respirator, volume-controlled (Bennett) (Byrd) --*see* Ventilation
- Restoration
  - cardioesophageal angle [44.66](#)
    - laparoscopic [44.67](#)
  - dental NEC [23.49](#)
    - by
      - application of crown (artificial) [23.41](#)
      - insertion of bridge (fixed) [23.42](#)
      - removable [23.43](#)
  - extremity --*see* Reattachment, extremity
  - eyebrow [08.70](#)
    - with graft [08.63](#)
  - eye socket [16.64](#)
    - with graft [16.63](#)
  - tooth NEC [23.2](#)
    - by
      - crown (artificial) [23.41](#)
      - filling(amalgam)(plastic)(silicate) [23.2](#)
      - inlay [23.3](#)
- Restrictive
  - gastric band, laparoscopic [44.95](#)
- Resurfacing, hip [00.86](#)
  - acetabulum [00.87](#)
    - with femoral head [00.85](#)
  - femoral head [00.86](#)
    - with acetabulum [00.85](#)
  - partial NOS [00.85](#)
    - acetabulum [00.87](#)
    - femoral head [00.86](#)
  - total (acetabulum and femoral head) [00.85](#)
- Resuscitation
  - artificial respiration [93.93](#)
  - cardiac [99.60](#)
    - cardioversion [99.62](#)
      - atrial [99.61](#)
    - defibrillation [99.62](#)
    - external massage [99.63](#)
      - open chest [37.91](#)
    - intracardiac injection [37.92](#)
  - cardiopulmonary [99.60](#)
  - endotracheal intubation [96.04](#)

Resuscitation ---*Cont.*

- manual [93.93](#)
- mouth- to- mouth [93.93](#)
- pulmonary [93.93](#)

Resuture

- abdominal wall [54.61](#)
- cardiac septum prosthesis [35.95](#)
- chest wall [34.71](#)
- heart valve prosthesis (poppet) [35.95](#)
- wound (skin and subcutaneous tissue) (without graft) NEC [86.59](#)

Retavase, infusion [99.10](#)

Retepase, infusion [99.10](#)

Retightening (noninvasive)

- external fixator device -- omit code

Retinaculotomy NEC --*see also* Division,

- ligament [80.40](#)
- carpal tunnel (flexor) [04.43](#)

Retraining

- cardiac [93.36](#)
- vocational [93.85](#)

Retrogasserian neurotomy [04.02](#)

Revascularization

- cardiac (heart muscle) (myocardium) (direct) [36.10](#)

with

- bypass anastomosis
- abdominal artery to coronary artery [36.17](#)

- aortocoronary (catheter stent) (homograft) (prosthesis) (saphenous vein graft) [36.10](#)
- one coronary vessel [36.11](#)
- two coronary vessels [36.12](#)
- three coronary vessels [36.13](#)
- four coronary vessels [36.14](#)

- gastroepiploic artery to coronary artery [36.17](#)

- internal mammary- coronary artery

- (single vessel) [36.15](#)

- double vessel [36.16](#)

- specified type NEC [36.19](#)

- thoracic artery- coronary artery

- (single vessel) [36.15](#)

- double vessel [36.16](#)

- implantation of artery into heart(muscle)

- (myocardium) (ventricle) [36.2](#)

indirect [36.2](#)

specified type NEC [36.39](#)

transmyocardial

- endoscopic [36.33](#)
- endovascular [36.34](#)
- open chest [36.31](#)
- percutaneous [36.34](#)
- specified type NEC [36.32](#)
- thorascopic [36.33](#)

Reversal, intestinal segment [45.50](#)

large [45.52](#)

small [45.51](#)

Revision

amputation stump [84.3](#)

current traumatic --*see* Amputation

anastomosis

biliary tract [51.94](#)

blood vessel [39.49](#)

gastric, gastrointestinal (with jejunal interposition) [44.5](#)

intestine (large) [46.94](#)

small [46.93](#)

pleurothecal [03.97](#)

pyelointestinal [56.72](#)

salpingothecal [03.97](#)

subarachnoid- peritoneal [03.97](#)

subarachnoid- ureteral [03.97](#)

ureterointestinal [56.72](#)

ankle replacement (prosthesis) [81.59](#)

anterior segment (eye) wound (operative)

NEC [12.83](#)

arteriovenous shunt(cannula)(for dialysis)

[39.42](#)

arthroplasty --*see* Arthroplasty

bone flap, skull [02.06](#)

breast implant [85.93](#)

bronchostomy [33.42](#)

bypass graft (vascular) [39.49](#)

abdominal - coronary artery [36.17](#)

aortocoronary (catheter stent)(with prosthesis)( with saphenous vein graft)(with vein graft) [36.10](#)

one coronary vessel [36.11](#)

two coronary vessels [36.12](#)

three coronary vessels [36.13](#)

four coronary vessels [36.14](#)

CABG --*see* Revision, aortocoronary

bypass graft

chest tube --*see* intercostal catheter

coronary artery bypass graft (CABG) --*see*

Revision, aortocoronary bypass graft,

abdominal - coronary artery bypass, and

internal mammary - coronary artery bypass

internal mammary - coronary artery

(single) [36.15](#)

double vessel [36.16](#)

cannula, vessel- to- vessel (arteriovenous) [39.94](#)

canthus, lateral [08.59](#)

cardiac pacemaker

device (permanent) [37.89](#)

electrode(s) (atrial) (transvenous)

(ventricular) [37.75](#)

pocket [37.79](#)

cardiac resynchronization defibrillator (CRT- D)

device [37.79](#)

electrode(s) [37.75](#)

pocket [37.79](#)

cardiac resynchronization pacemaker (CRT- P)

device (permanent) [37.89](#)

electrode(s) (atrial) (transvenous)

(ventricular) [37.75](#)

## Revision -CRT- P ---Cont.

pocket [37.79](#)  
 cardioverter/defibrillator (automatic)  
   pocket [37.79](#)  
 cholecystostomy [51.99](#)  
 cleft palate repair [27.63](#)  
 colostomy [46.43](#)  
 conduit, urinary [56.52](#)  
 cystostomy (stoma) [57.22](#)  
 disc- see Revision, intervertebral disc  
 elbow replacement (prosthesis) [81.97](#)  
 enterostomy (stoma) [46.40](#)  
   large intestine [46.43](#)  
   small intestine [46.41](#)  
 enucleation socket [16.64](#)  
   with graft [16.63](#)  
 esophagostomy [42.83](#)  
 exenteration cavity [16.66](#)  
   with secondary graft [16.65](#)  
 extraocular muscle surgery [15.6](#)  
 fenestration, inner ear [20.62](#)  
 filtering bleb [12.66](#)  
 fixation device (broken) (displaced)  
   --see also Fixation, bone, internal [78.50](#)  
 flap or pedicle graft (skin) [86.75](#)  
 foot replacement (prosthesis) [81.59](#)  
 gastric anastomosis (with jejunal  
   interposition) [44.5](#)  
 gastric band, laparoscopic [44.96](#)  
 gastric port device  
   laparoscopic [44.96](#)  
 gastroduodenostomy (with jejunal  
   interposition) [44.5](#)  
 gastrointestinal anastomosis (with jejunal  
   interposition) [44.5](#)  
 gastrojejunostomy [44.5](#)  
 gastrostomy [44.69](#)  
   laparoscopic [44.68](#)  
 hand replacement (prosthesis) [81.97](#)  
 heart procedure NEC [35.95](#)  
 hip replacement NOS [81.53](#)  
   acetabular and femoral components  
     (total) [00.70](#)  
     acetabular component only [00.71](#)  
     acetabular liner and/or femoral head  
       only [00.73](#)  
     femoral component only [00.72](#)  
     femoral head only and/or acetabular  
       liner [00.73](#)  
   partial  
     acetabular component only [00.71](#)  
     acetabular liner and/or femoral  
       head only [00.73](#)  
     femoral component only [00.72](#)  
     femoral head only and/or  
       acetabular liner [00.73](#)  
   total (acetabular and femoral  
     components) [00.70](#)  
 Holter (- Spitz) valve [02.42](#)

## Revision --- Cont.

intercostal catheter(with lysis of adhesions)[34.04](#)  
   thoracoscopic [34.06](#)  
 ileal conduit [56.52](#)  
 ileostomy [46.41](#)  
 intervertebral disc, artificial (partial) (total)  
   NOS [84.69](#)  
   cervical [84.66](#)  
   lumbar, lumbosacral [84.68](#)  
   thoracic [84.67](#)  
 Jejunioileal bypass [46.93](#)  
 jejunostomy [46.41](#)  
 joint replacement  
   acetabular and femoral components  
     (total) [00.70](#)  
   acetabular component only [00.71](#)  
   acetabular liner and/or femoral head  
     only [00.73](#)  
   ankle [81.59](#)  
   elbow [81.97](#)  
   femoral component only [00.72](#)  
   femoral head only and/or acetabular  
     liner [00.73](#)  
   foot [81.59](#)  
   hand [81.97](#)  
   hip [81.53](#)  
     acetabular and femoral components  
       (total) [00.70](#)  
     acetabular component only [00.71](#)  
     acetabular liner and/or femoral head  
       only [00.73](#)  
     femoral component only [00.72](#)  
     femoral head only and/or acetabular  
       liner [00.73](#)  
   partial  
     acetabular component only [00.71](#)  
     acetabular liner and/or femoral  
       head only [00.73](#)  
     femoral component only [00.72](#)  
     femoral head only and/or  
       acetabular liner [00.73](#)  
   total (acetabular and femoral  
     components) [00.70](#)  
   knee replacement NOS [81.55](#)  
   femoral component [00.82](#)  
   partial  
     femoral component [00.82](#)  
     patellar component [00.83](#)  
     tibial component [00.81](#)  
     tibial insert [00.84](#)  
     patellar component [00.83](#)  
     tibial component [00.81](#)  
     tibial insert [00.84](#)  
     total (all components) [00.80](#)  
   lower extremity NEC [81.59](#)  
   toe [81.59](#)  
   upper extremity [81.97](#)  
   wrist [81.97](#)

ICD-9-CM INDEX TO PROCEDURES (FY10)

Revision - joint replacement---*Cont.*

knee replacement (prosthesis) NOS [81.55](#)  
 femoral component [00.82](#)  
 partial  
     femoral component [00.82](#)  
     patellar component [00.83](#)  
     tibial component [00.81](#)  
     tibial insert [00.84](#)  
 patellar component [00.83](#)  
 tibial component [00.81](#)  
 tibial insert [00.84](#)  
 total (all components) [00.80](#)  
 laryngostomy [31.63](#)  
 lateral canthus [08.59](#)  
 mallet finger [82.84](#)  
 mastoid antrum [19.9](#)  
 mastoidectomy [20.92](#)  
 nephrostomy [55.89](#)  
 neuroplasty [04.75](#)  
 ocular implant [16.62](#)  
 orbital implant [16.62](#)  
 pocket  
     cardiac device (defibrillator) (pacemaker)  
     with initial insertion of cardiac device  
     --*omit code*  
     new site (cardiac device pocket) (skin)  
     (subcutaneous) [37.79](#)  
 intracardiac hemodynamic monitoring  
[37.79](#)  
 subcutaneous device pocket NEC  
 with initial insertion of generator or  
 device --*omit code*  
 new site [86.09](#)  
 thalamic stimulator pulse generator  
 with initial insertion of battery  
 package --*omit code*  
 new site (skin)(subcutaneous) [86.09](#)  
 previous mastectomy site --*see* categories  
[85.0- 85.99](#)  
 proctostomy [48.79](#)  
 prosthesis  
     acetabular and femoral components  
     (total) [00.70](#)  
     acetabular component only [00.71](#)  
     acetabular liner and/or femoral head  
     only [00.73](#)  
     ankle [81.59](#)  
     breast [85.93](#)  
     elbow [81.97](#)  
     femoral component only [00.72](#)  
     femoral head only and/or acetabular  
     liner [00.73](#)  
     foot [81.59](#)  
     hand [81.97](#)  
     heart valve (poppet) [35.95](#)  
     hip [81.53](#)  
     acetabular component only [00.71](#)  
     acetabular liner and/or femoral head  
     only [00.73](#)

Revision --prosthesis- hip ---*Cont.*

femoral component only [00.72](#)  
 femoral head only and/or acetabular  
 liner [00.73](#)  
 partial  
     acetabular component only [00.71](#)  
     acetabular liner and/or femoral  
     head only [00.73](#)  
     femoral component only [00.72](#)  
     femoral head only and/or  
     acetabular liner [00.73](#)  
     acetabular and femoral components  
     (total) [00.70](#)  
 total (acetabular and femoral  
 components) [00.70](#)  
 knee NOS [81.55](#)  
 femoral component [00.82](#)  
 partial  
     femoral component [00.82](#)  
     patellar component [00.83](#)  
     tibial component [00.81](#)  
     tibial insert [00.84](#)  
     patellar component [00.83](#)  
     tibial component [00.81](#)  
     tibial insert [00.84](#)  
     total (all components) [00.80](#)  
 lower extremity NEC [81.59](#)  
 spine  
     facet replacement device(s) [84.85](#)  
     interspinous process device(s) [84.81](#)  
     pedicle- based dynamic stabilization  
     device(s) [84.83](#)  
 shoulder [81.97](#)  
 toe [81.59](#)  
 upper extremity [81.97](#)  
 wrist [81.97](#)  
 ptosis overcorrection [08.37](#)  
 pyelostomy [55.12](#)  
 pyloroplasty [44.29](#)  
 rhinoplasty [21.84](#)  
 scar  
     skin [86.84](#)  
     with excision [86.3](#)  
 scleral fistulization [12.66](#)  
 shoulder replacement (prosthesis) [81.97](#)  
 shunt  
     arteriovenous (cannula) (for dialysis) [39.42](#)  
     lumbar- subarachnoid NEC [03.97](#)  
     peritoneojugular [54.99](#)  
     peritoneovascular [54.99](#)  
     pleurothecal [03.97](#)  
     salpingothecal [03.97](#)  
     spinal (thecal) NEC [03.97](#)  
     subarachnoid- peritoneal [03.97](#)  
     subarachnoid- ureteral [03.97](#)  
     ventricular (cerebral) [02.42](#)  
 ventriculoperitoneal  
     at peritoneal site [54.95](#)  
     at ventricular site [02.42](#)

- Revision ---*Cont.*
- stapedectomy NEC [19.29](#)
    - with incus replacement (homograft) (prosthesis) [19.21](#)
  - stoma
    - bile duct [51.79](#)
    - bladder (vesicostomy) [57.22](#)
    - bronchus [33.42](#)
    - common duct [51.72](#)
    - esophagus [42.89](#)
    - gallbladder [51.99](#)
    - hepatic duct [51.79](#)
    - intestine [46.40](#)
      - large [46.43](#)
      - small [46.41](#)
    - kidney [55.89](#)
    - larynx [31.63](#)
    - rectum [48.79](#)
    - stomach [44.69](#)
      - laparoscopic [44.68](#)
    - thorax [34.79](#)
    - trachea [31.74](#)
    - ureter [56.62](#)
    - urethra [58.49](#)
  - tack operation [20.79](#)
  - toe replacement (prosthesis) [81.59](#)
  - tracheostomy [31.74](#)
  - tunnel
    - pulse generator lead wire [86.99](#)
      - with initial procedure --*omit code*
  - typanoplasty [19.6](#)
  - uretero- ileostomy, cutaneous [56.52](#)
  - ureterostomy (cutaneous) (stoma) NEC [56.62](#)
    - ileal [56.52](#)
  - urethrostomy [58.49](#)
  - urinary conduit [56.52](#)
  - vascular procedure (previous) NEC [39.49](#)
  - ventricular shunt (cerebral) [02.42](#)
  - vesicostomy stoma [57.22](#)
  - wrist replacement (prosthesis) [81.97](#)
  - Rhinectomy [21.4](#)
  - Rhinocheiloplasty [27.59](#)
    - cleft lip [27.54](#)
  - Rhinomanometry [89.12](#)
  - Rhinoplasty (external) (internal) NEC [21.87](#)
    - augmentation (with graft) (with synthetic implant) [21.85](#)
      - limited [21.86](#)
      - revision [21.84](#)
      - tip [21.86](#)
      - twisted nose [21.84](#)
  - Rhinorrhaphy (external) (internal) [21.81](#)
    - for epistaxis [21.09](#)
  - Rhinoscopy [21.21](#)
  - Rhinoseptoplasty [21.84](#)
  - Rhinotomy [21.1](#)
  - Rhizotomy (radiofrequency) (spinal) [03.1](#)
    - acoustic [04.01](#)
    - trigeminal [04.02](#)
  - Rhytidectomy (facial) [86.82](#)
    - eyelid
      - lower [08.86](#)
      - upper [08.87](#)
  - Rhytidoplasty (facial) [86.82](#)
  - Ripstein operation (repair of prolapsed rectum) [48.75](#)
  - Robotic assisted surgery
    - endoscopic [17.44](#)
    - laparoscopic [17.42](#)
    - open [17.41](#)
    - other and unspecified [17.49](#)
    - percutaneous [17.43](#)
    - thorascopic [17.45](#)
  - Rodney Smith operation (radical subtotal pancreatotomy) [52.53](#)
  - Roentgenography --*see also* Radiography
    - cardiac, negative contrast [88.58](#)
  - Rolling of conjunctiva [10.33](#)
  - Root
    - canal (tooth) (therapy) [23.70](#)
      - with
        - apicoectomy [23.72](#)
        - irrigation [23.71](#)
      - resection (tooth) (apex) [23.73](#)
        - with root canal therapy [23.72](#)
        - residual or retained [23.11](#)
  - Rotation of fetal head
    - forceps (instrumental) (Kielland) (Scanzoni) (key- in- lock) [72.4](#)
    - manual [73.51](#)
  - Routine
    - chest x- ray [87.44](#)
    - psychiatric visit [94.12](#)
  - Roux- en- Y operation
    - bile duct [51.36](#)
    - cholecystojejunostomy [51.32](#)
    - esophagus (intrathoracic) [42.54](#)
    - gastroenterostomy [44.39](#)
      - laparoscopic [44.38](#)
    - gastrojejunostomy [44.39](#)
      - laparoscopic [44.38](#)
      - pancreaticojejunostomy [52.96](#)
  - Roux- Goldthwait operation (repair of recurrent patellar dislocation) [81.44](#)
  - Roux- Herzen- Judine operation (jejunal loop interposition) [42.63](#)
  - Rubin test (insufflation of fallopian tube) [66.8](#)
  - Ruiz- Mora operation (proximal phalangectomy for hammer toe) [77.99](#)
  - Rupture
    - esophageal web [42.01](#)
    - joint adhesions, manual [93.26](#)
    - membranes, artificial [73.09](#)
      - for surgical induction of labor [73.01](#)
    - ovarian cyst, manual [65.93](#)
  - Russe operation (bone graft of scaphoid) [78.04](#)

## S

- Sacculotomy (tack) [20.79](#)  
 Sacrectomy (partial) [77.89](#)  
 total [77.99](#)  
 Saemisch operation (corneal section) [11.1](#)  
 Salpingectomy (bilateral) (total)  
 (transvaginal) [66.51](#)  
 with oophorectomy [65.61](#)  
 laparoscopic [65.63](#)  
 partial (unilateral) [66.69](#)  
 with removal of tubal pregnancy [66.62](#)  
 bilateral [66.63](#)  
 for sterilization [66.39](#)  
 by endoscopy [66.29](#)  
 remaining or solitary tube [66.52](#)  
 with ovary [65.62](#)  
 laparoscopic [65.64](#)  
 unilateral (total) [66.4](#)  
 with  
 oophorectomy [65.49](#)  
 laparoscopic [65.41](#)  
 removal of tubal pregnancy [66.62](#)  
 partial [66.69](#)  
 Salpingography [87.85](#)  
 Salpingohysterostomy [66.74](#)  
 Salpingo-oophorectomy (unilateral) [65.49](#)  
 that by laparoscope [65.41](#)  
 bilateral (same operative episode) [65.61](#)  
 laparoscopic [65.63](#)  
 remaining or solitary tube and ovary [65.62](#)  
 laparoscopic [65.64](#)  
 Salpingo-oophoroplasty [65.73](#)  
 laparoscopic [65.76](#)  
 Salpingo-oophororrhaphy [65.79](#)  
 Salpingo-oophorostomy [66.72](#)  
 Salpingo-oophorotomy [65.09](#)  
 laparoscopic [65.01](#)  
 Salpingoplasty [66.79](#)  
 Salpingorrhaphy [66.71](#)  
 Salpingosalpingostomy [66.73](#)  
 Salpingostomy (for removal of non- ruptured  
 ectopic pregnancy) [66.02](#)  
 Salpingotomy [66.01](#)  
 Salpingo-uterostomy [66.74](#)  
 Salter operation (innominate osteotomy)  
[77.39](#)  
 Salvage (autologous blood) (intraoperative)  
 (perioperative) (postoperative) [99.00](#)  
 Sampling, blood for genetic determination  
 of fetus [75.33](#)  
 Sandpapering (skin) [86.25](#)  
 Sauerization  
 bone--*see also* Excision, lesion, bone [77.60](#)  
 rectum [48.99](#)  
 Sauer-Bacon operation (abdominoperineal  
 resection) [48.50](#)  
 laparoscopic [48.51](#)  
 open [48.52](#)  
 other [48.59](#)  
 Scaleneotomy [83.45](#)  
 Scalenotomy [83.19](#)  
 Scaling and polishing, dental [96.54](#)  
 Scan, scanning  
 C.A.T.(computerized axial tomography)[88.38](#)  
 with computer assisted surgery(CAS)  
[00.31](#)  
 abdomen [88.01](#)  
 bone [88.38](#)  
 mineral density [88.98](#)  
 brain [87.03](#)  
 cardiac 87.41  
 coronary 87.41  
 head [87.03](#)  
 kidney [87.71](#)  
 skeletal [88.38](#)  
 mineral density [88.98](#)  
 thorax [87.41](#)  
 computerized axial tomography (C.A.T.)  
 --*see also* Scan, C.A.T. [88.38](#)  
 C.T. --*see* Scan, C.A.T.  
 gallium --*see* Scan, radioisotope  
 liver [92.02](#)  
 MUGA (multiple gated acquisition)  
 --*see* Scan, radioisotope  
 positron emission tomography (PET)  
 --*see* Scan, radioisotope  
 radioisotope  
 adrenal [92.09](#)  
 bone [92.14](#)  
 marrow [92.05](#)  
 bowel [92.04](#)  
 cardiac output [92.05](#)  
 cardiovascular [92.05](#)  
 cerebral [92.11](#)  
 circulation time [92.05](#)  
 eye [95.16](#)  
 gastrointestinal [92.04](#)  
 head NEC [92.12](#)  
 hematopoietic [92.05](#)  
 intestine [92.04](#)  
 iodine- 131 [92.01](#)  
 kidney [92.03](#)  
 liver [92.02](#)  
 lung [92.15](#)  
 lymphatic system [92.16](#)  
 myocardial infarction [92.05](#)  
 pancreatic [92.04](#)  
 parathyroid [92.13](#)  
 pituitary [92.11](#)

- Scan, scanning ---*Cont.*  
 placenta [92.17](#)  
 protein- bound iodine [92.01](#)  
 pulmonary [92.15](#)  
 radio- iodine uptake [92.01](#)  
 renal [92.03](#)  
 specified site NEC [92.19](#)  
 spleen [92.05](#)  
 thyroid [92.01](#)  
 total body [92.18](#)  
 uterus [92.19](#)  
 renal [92.03](#)  
 thermal --*see* Thermography
- Scapulectomy (partial) [77.81](#)  
 total [77.91](#)
- Scapulopexy [78.41](#)
- Scarification  
 conjunctiva [10.33](#)  
 nasal veins (with packing) [21.03](#)  
 pericardium [36.39](#)  
 pleura [34.6](#)  
 chemical [34.92](#)  
 with cancer chemotherapy substance  
[34.92](#) [[99.25](#)]  
 tetracycline [34.92](#) [[99.21](#)]
- Schanz operation (femoral osteotomy) [77.35](#)
- Schauta (- Amreich) operation (radical  
 vaginal hysterectomy) [68.79](#)  
 laparoscopic [68.71](#)
- Schede operation (thoracoplasty) [33.34](#)
- Scheie operation  
 cautery of sclera [12.62](#)  
 sclerostomy [12.62](#)
- Schlatter operation (total gastrectomy) [43.99](#)
- Schroeder operation (endocervical  
 excision) [67.39](#)
- Schuchardt operation (nonobstetrical  
 episiotomy) [71.09](#)
- Schwartz operation (simple mastoidectomy)  
[20.41](#)
- Scintiphotography --*see* Scan, radioisotope
- Scintiscan --*see* Scan, radioisotope
- Sclerectomy (punch) (scissors) [12.65](#)  
 for retinal reattachment [14.49](#)  
 Holth's [12.65](#)  
 trephine [12.61](#)  
 with implant [14.41](#)
- Scleroplasty [12.89](#)
- Sclerosis --*see* Sclerotherapy
- Sclerostomy (Scheie's) [12.62](#)
- Sclerotherapy  
 esophageal varices (endoscopic) [42.33](#)  
 hemorrhoids [49.42](#)  
 pleura [34.92](#)  
 treatment of malignancy (cytotoxic  
 agent) [34.92](#) [[99.25](#)]  
 with tetracycline [34.92](#) [[99.21](#)]  
 varicose vein [39.92](#)  
 vein NEC [39.92](#)
- Sclerotomy (exploratory) [12.89](#)  
 anterior [12.89](#)  
 with  
 iridectomy [12.65](#)  
 removal of vitreous [14.71](#)  
 posterior [12.89](#)  
 with  
 iridectomy [12.65](#)  
 removal of vitreous [14.72](#)
- Scott operation  
 intestinal bypass for obesity [45.93](#)  
 jejunocolostomy (bypass) [45.93](#)
- Scraping  
 corneal epithelium [11.41](#)  
 for smear or culture [11.21](#)  
 trachoma follicles [10.33](#)
- Scrotectomy (partial) [61.3](#)
- Scrotoplasty [61.49](#)
- Scrotorrhaphy [61.41](#)
- Scrototomy [61.0](#)
- Scrub, posterior nasal (adhesions) [21.91](#)
- Sculpturing, heart valve  
 --*see* Valvuloplasty, heart
- Section --*see also* Division and Incision
- cesarean --*see* Cesarean section
- ganglion, sympathetic [05.0](#)
- hypophyseal stalk --*see also*  
 Hypophysectomy, partial [07.63](#)
- ligamentum flavum (spine) --*omit code*
- nerve (cranial) (peripheral) NEC [04.03](#)  
 acoustic [04.01](#)  
 spinal root (posterior) [03.1](#)  
 sympathetic [05.0](#)  
 trigeminal tract [04.02](#)
- Saemisch (corneal) [11.1](#)
- spinal ligament [80.49](#)  
 arcuate --*omit code*  
 flavum --*omit code*  
 tooth (impacted) [23.19](#)
- Seddon-Brooks operation (transfer of  
 pectoralis major tendon) [83.75](#)
- Semb operation (apicolysis of lung) [33.39](#)
- Senning operation (correction of  
 transposition of great vessels) [35.91](#)
- Separation  
 twins (attached) (conjoined) (Siamese) [84.93](#)  
 asymmetrical (unequal) [84.93](#)  
 symmetrical (equal) [84.92](#)
- Septectomy  
 atrial (closed) [35.41](#)  
 open [35.42](#)  
 transvenous method (balloon) [35.41](#)  
 submucous (nasal) [21.5](#)
- Septoplasty NEC [21.88](#)  
 with submucous resection of septum [21.5](#)
- Septorhinoplasty [21.84](#)
- Septostomy (atrial) (balloon) [35.41](#)
- Septotomy, nasal [21.1](#)

- Sequestrectomy  
 bone [77.00](#)  
   carpals, metacarpals [77.04](#)  
   clavicle [77.01](#)  
   facial [76.01](#)  
   femur [77.05](#)  
   fibula [77.07](#)  
   humerus [77.02](#)  
   nose [21.32](#)  
   patella [77.06](#)  
   pelvic [77.09](#)  
   phalanges (foot) (hand) [77.09](#)  
   radius [77.03](#)  
   scapula [77.01](#)  
   skull [01.25](#)  
   specified site NEC [77.09](#)  
   tarsals, metatarsals [77.08](#)  
   thorax (ribs) (sternum) [77.01](#)  
   tibia [77.07](#)  
   ulna [77.03](#)  
   vertebrae [77.09](#)  
 nose [21.32](#)  
 skull [01.25](#)
- Sesamoidectomy [77.98](#)
- Setback, ear [18.5](#)
- Sever operation (division of soft tissue of arm) [83.19](#)
- Severing of blepharorrhaphy [08.02](#)
- Sewell operation (heart) [36.2](#)
- Sharrard operation (iliopsoas muscle transfer) [83.77](#)
- Shaving  
 bone --see also Excision, lesion, bone [77.60](#)  
 cornea (epithelium) [11.41](#)  
   for smear or culture [11.21](#)  
 patella [77.66](#)
- Shelf operation (hip arthroplasty) [81.40](#)
- Shirodkar operation (encirclement suture, cervix) [67.59](#)
- Shock therapy  
 chemical [94.24](#)  
 electroconvulsive [94.27](#)  
 electrotonic [94.27](#)  
 insulin [94.24](#)  
 subconvulsive [94.26](#)
- Shortening  
 bone (fusion) [78.20](#)  
   femur [78.25](#)  
   specified site NEC --see category [78.2](#)  
   tibia [78.27](#)  
   ulna [78.23](#)  
 endopelvic fascia [69.22](#)  
 extraocular muscle NEC [15.22](#)  
   multiple (two or more muscles) [15.4](#)  
 eyelid margin [08.71](#)
- Shortening ---Cont.  
 eye muscle NEC [15.22](#)  
   multiple (two or more muscles) (with lengthening) [15.4](#)  
 finger (macroductly repair) [82.83](#)  
 heel cord [83.85](#)  
 levator palpebrae muscle [08.33](#)  
 ligament --see also Arthroplasty  
   round [69.22](#)  
   uterosacral [69.22](#)  
 muscle [83.85](#)  
   extraocular [15.22](#)  
   multiple (two or more muscles) [15.4](#)  
   hand [82.55](#)  
 sclera (for repair of retinal detachment) [14.59](#)  
   by scleral buckling --see also Buckling, scleral [14.49](#)  
 tendon [83.85](#)  
   hand [82.55](#)  
 ureter (with reimplantation) [56.41](#)
- Shunt --see also Anastomosis and Bypass, vascular  
 abdominovenous [54.94](#)  
 aorta- coronary sinus [36.39](#)  
 aorta (descending)- pulmonary (artery) [39.0](#)  
 aortocarotid [39.22](#)  
 aortoceliac [39.26](#)  
 aortofemoral [39.25](#)  
 aortoiliac [39.25](#)  
 aortoiliofemoral [39.25](#)  
 aortomesenteric [39.26](#)  
 aorto- myocardial (graft) [36.2](#)  
 aortorenal [39.24](#)  
 aortosubclavian [39.22](#)  
 apicoaortic [35.93](#)  
 arteriovenous NEC [39.29](#)  
   for renal dialysis (by)  
   anastomosis [39.27](#)  
   external cannula [39.93](#)  
 ascending aorta to pulmonary artery (Waterston) [39.0](#)  
 axillary- femoral [39.29](#)  
 carotid- carotid [39.22](#)  
 carotid- subclavian [39.22](#)  
 caval- mesenteric [39.1](#)  
 corpora cavernosa- corpus spongiosum [64.98](#)  
 corpora- saphenous [64.98](#)  
 descending aorta to pulmonary artery (Potts- Smith) [39.0](#)  
 endolymphatic (- subarachnoid) [20.71](#)  
 endolymph- perilymph [20.71](#)  
 extracranial- intracranial (EC- IC) [39.28](#)  
 femoroperoneal [39.29](#)  
 femoropopliteal [39.29](#)  
 iliofemoral [39.25](#)  
 ilioiliac [39.25](#)



## Shunt ---Cont.

- intestinal
  - large- to- large [45.94](#)
  - small- to- large [45.93](#)
  - small- to- small [45.91](#)
- left subclavian to descending aorta  
(Blalock- Park) [39.0](#)
- left- to- right (systemic- pulmonary artery)  
[39.0](#)
- left ventricle (heart) (apex) and aorta [35.93](#)
- lienorenal [39.1](#)
- lumbar- subarachnoid (with valve) NEC [03.79](#)
- mesocaval [39.1](#)
- peritoneal- jugular [54.94](#)
- peritoneo- vascular [54.94](#)
- peritoneovenous [54.94](#)
- pleuroperitoneal [34.05](#)
- pleurothecal (with valve) [03.79](#)
- portacaval (double) [39.1](#)
- portal- systemic [39.1](#)
- portal vein to vena cava [39.1](#)
- pulmonary- innominate [39.0](#)
- pulmonary vein to atrium [35.82](#)
- renoportal [39.1](#)
- right atrium and pulmonary artery [35.94](#)
- right ventricle and pulmonary artery (distal)  
[35.92](#)
  - in repair of
    - pulmonary artery atresia [35.92](#)
    - transposition of great vessels [35.92](#)
    - truncus arteriosus [35.83](#)
  - salpingothecal (with valve) [03.79](#)
  - semicircular subarachnoid [20.71](#)
  - spinal (thecal) (with valve) NEC [03.79](#)
    - subarachnoid- peritoneal [03.71](#)
    - subarachnoid- ureteral [03.72](#)
  - splenorenal (venous) [39.1](#)
    - arterial [39.26](#)
  - subarachnoid- peritoneal (with valve) [03.71](#)
  - subarachnoid- ureteral (with valve) [03.72](#)
  - subclavian- pulmonary [39.0](#)
  - subdural- peritoneal (with valve) [02.34](#)
  - superior mesenteric- caval [39.1](#)
  - systemic- pulmonary artery [39.0](#)
  - transjugular intrahepatic portosystemic  
[TIPS] [39.1](#)
  - vena cava to pulmonary artery (Green)  
[39.21](#)
  - ventricular (cerebral) (with valve) [02.2](#)
    - to
      - abdominal cavity or organ [02.34](#)
      - bone marrow [02.39](#)
      - cervical subarachnoid space [02.2](#)
      - circulatory system [02.32](#)
      - cisterna magna [02.2](#)
      - extracranial site NEC [02.39](#)
      - gallbladder [02.34](#)
      - head or neck structure [02.31](#)
      - intracerebral site NEC [02.2](#)

## Shunt --ventricular to ---Cont.

- lumbar site [02.39](#)
- mastoid [02.31](#)
- nasopharynx [02.31](#)
- peritoneal [02.34](#)
- thoracic cavity [02.33](#)
- ureter [02.35](#)
- urinary system [02.35](#)
- venous system [02.32](#)
- ventriculoatrial (with valve) [02.32](#)
- ventriculocaval (with valve) [02.32](#)
- ventriculocisternal (with valve) [02.2](#)
- ventriculolumbar (with valve) [02.39](#)
- ventriculomastoid (with valve) [02.31](#)
- ventriculonosopharyngeal [02.31](#)
- ventriculopleural (with valve) [02.33](#)
- Sialoadenectomy (parotid) (sublingual)  
(submaxillary) [26.30](#)
  - complete [26.32](#)
  - partial [26.31](#)
  - radical [26.32](#)
- Sialoadenolithotomy [26.0](#)
- Sialoadenotomy [26.0](#)
- Sialodochoplasty NEC [26.49](#)
- Sialogram [87.09](#)
- Sialolithotomy [26.0](#)
- Sieve, vena cava [38.7](#)
- Sigmoid bladder [57.87](#) [[45.52](#)]
- Sigmoidectomy
  - laparoscopic [17.36](#)
  - open and other [45.76](#)
- Sigmoidomyotomy [46.91](#)
- Sigmoidopexy (Moschowitz) [46.63](#)
- Sigmoidoproctectomy --see also Resection,  
rectum [48.69](#)
- Sigmoidoproctostomy [45.94](#)
- Sigmoidorectostomy [45.94](#)
- Sigmoidorrhaphy [46.75](#)
- Sigmoidoscopy (rigid) [48.23](#)
  - with biopsy [45.25](#)
  - flexible [45.24](#)
  - through stoma (artificial) [45.22](#)
  - transabdominal [45.21](#)
- Sigmoidosigmoidostomy [45.94](#)
  - proximal to distal segment
    - laparoscopic [17.36](#)
    - open and other [45.76](#)
- Sigmoidostomy --see also Colostomy [46.10](#)
- Sigmoidotomy [45.03](#)
- Sign language [93.75](#)
- Silver operation (bunionectomy) [77.59](#)
- Sinogram
  - abdominal wall [88.03](#)
  - chest wall [87.38](#)
  - retroperitoneum [88.14](#)
- Sinusectomy (nasal) (complete) (partial)  
(with turbinectomy) [22.60](#)
  - antrum [22.62](#)
    - with Caldwell- Luc approach [22.61](#)

- Sinusectomy ---Cont.  
 ethmoid [22.63](#)  
 frontal [22.42](#)  
 maxillary [22.62](#)  
   with Caldwell- Luc approach [22.61](#)  
 sphenoid [22.64](#)
- Sinusotomy (nasal) [22.50](#)  
 antrum (intranasal) [22.2](#)  
   with external approach (Caldwell- Luc) [22.39](#)  
     radical (with removal of membrane lining) [22.31](#)  
 ethmoid [22.51](#)  
 frontal [22.41](#)  
 maxillary (intranasal) [22.2](#)  
   external approach (Caldwell- Luc) [22.39](#)  
     radical (with removal of membrane lining) [22.31](#)  
 multiple [22.53](#)  
 perinasal [22.50](#)  
 sphenoid [22.52](#)
- Sistrunk operation (excision of thyro- glossal cyst) [06.7](#)
- Size reduction  
 abdominal wall (adipose) (pendulous) [86.83](#)  
 arms (adipose) (batwing) [86.83](#)  
 breast (bilateral) [85.32](#)  
   unilateral [85.31](#)  
 buttocks (adipose) [86.83](#)  
 skin [86.83](#)  
 subcutaneous tissue [86.83](#)  
 thighs (adipose) [86.83](#)
- Skeletal series (x- ray) [88.31](#)
- SKyphoplasty [81.66](#)
- Sling --see also Operation, sling  
 fascial (fascia lata)  
   for facial weakness (trigeminal nerve paralysis) [86.81](#)  
   mouth [86.81](#)  
   orbicularis (mouth) [86.81](#)  
   tongue [25.59](#)  
 levator muscle (urethrocytopexy) [59.71](#)  
 pubococcygeal [59.71](#)  
 rectum (puborectalis) [48.76](#)  
 tongue (fascial) [25.59](#)
- Slitting  
 canaliculus for  
   passage of tube [09.42](#)  
   removal of streptothrix [09.42](#)  
 lens [13.2](#)  
 prepuce (dorsal) (lateral) [64.91](#)
- Slocum operation(pes anserinus transfer) [81.47](#)
- Sluder operation (tonsillectomy) [28.2](#)
- Small bowel series (x- ray) [87.63](#)
- Smith operation (open osteotomy of mandible) [76.62](#)
- Smith- Peterson operation (radiocarpal arthrodesis) [81.25](#)
- Smithwick operation (sympathectomy) [05.29](#)
- Snaring, polyp, colon (endoscopic) [45.42](#)
- Snip, punctum (with dilation) [09.51](#)
- Soave operation (endorectal pull- through) [48.41](#)
- Somatotherapy, psychiatric NEC [94.29](#)
- Sonneberg operation (inferior maxillary neurectomy) [04.07](#)
- Sorondo- Ferré operation (hindquarter amputation) [84.19](#)
- Soutter operation (iliac crest fasciotomy) [83.14](#)
- Spaulding- Richardson operation (uterine suspension) [69.22](#)
- Spectrophotometry NEC [89.39](#)  
 blood [89.39](#)  
 placenta [89.29](#)  
 urine [89.29](#)
- Spectroscopy  
 intravascular [38.23](#)  
 near infrared (NIR) [38.23](#)
- Speech therapy NEC [93.75](#)
- Spermatocoelectomy [63.2](#)
- Spermatocystectomy [60.73](#)
- Spermatocystotomy [60.72](#)
- Sphenoidectomy [22.64](#)
- Sphenoidotomy [22.52](#)
- Sphincterectomy, anal [49.6](#)
- Sphincteroplasty  
 anal [49.79](#)  
   obstetrical laceration (current) [75.62](#)  
   old [49.79](#)  
 bladder neck [57.85](#)  
 pancreas [51.83](#)  
 sphincter of Oddi [51.83](#)
- Sphincterorrhaphy, anal [49.71](#)
- obstetrical laceration (current) [75.62](#)  
 old [49.79](#)
- Sphincterotomy  
 anal (external) (internal) [49.59](#)  
   left lateral [49.51](#)  
   posterior [49.52](#)  
 bladder (neck) (transurethral) [57.91](#)  
 choledochal [51.82](#)  
   endoscopic [51.85](#)  
 iris [12.12](#)  
 pancreatic [51.82](#)  
   endoscopic [51.85](#)  
 sphincter of Oddi [51.82](#)  
   endoscopic [51.85](#)  
 transduodenal ampullary [51.82](#)  
   endoscopic [51.85](#)
- Spinal anesthesia --omit code
- Spinelli operation (correction of inverted uterus) [75.93](#)
- Spineoplasty [81.66](#)
- Spirometry (incentive) (respiratory) [89.37](#)
- Spivack operation (permanent gastrostomy) [43.19](#)
- Splanchnicectomy [05.29](#)
- Splanchnicotomy [05.0](#)

- Splenectomy (complete) (total) [41.5](#)  
 partial [41.43](#)
- Splenogram [88.64](#)  
 radioisotope [92.05](#)
- Splenolysis [54.59](#)  
 laparoscopic [54.51](#)
- Splenopexy [41.95](#)
- Splenoplasty [41.95](#)
- Splenoportogram (by splenic arteriography) [88.64](#)
- Splenorrhaphy [41.95](#)
- Splenotomy [41.2](#)
- Splinting  
 dental (for immobilization) [93.55](#)  
   orthodontic [24.7](#)  
   musculoskeletal [93.54](#)  
   ureteral [56.2](#)
- Splitting --see also Division  
 canaliculus [09.52](#)  
 lacrimal papilla [09.51](#)  
 spinal cord tracts [03.29](#)  
   percutaneous [03.21](#)  
 tendon sheath [83.01](#)  
   hand [82.01](#)
- Spondylosyndesis --see also Fusion, spinal [81.00](#)
- S.P. Rogers operation (knee disarticulation) [84.16](#)
- Ssabanejew-Frank operation (permanent gastrostomy) [43.19](#)
- Stab, intercostal [34.09](#)
- Stabilization, joint --see also Arthrodesis  
 patella (for recurrent dislocation) [81.44](#)
- Stacke operation (simple mastoidectomy) [20.41](#)
- Stallard operation  
 (conjunctivocysto-rhinostomy) [09.82](#)  
 with insertion of tube or stent [09.83](#)
- Stamm (- Kader) operation (temporary gastrostomy) [43.19](#)
- Stapedectomy [19.19](#)  
 with incus replacement (homograft) (prosthesis) [19.11](#)  
 revision [19.29](#)  
 with incus replacement [19.21](#)
- Stapediolysis [19.0](#)
- Stapling  
 artery [39.31](#)  
 blebs, lung (emphysematous) [32.21](#)  
 diaphysis --see also Stapling, epiphyseal plate [78.20](#)  
 epiphyseal plate [78.20](#)  
   femur [78.25](#)  
   fibula [78.27](#)  
   humerus [78.22](#)  
   radius [78.23](#)  
   specified site NEC [78.29](#)  
   tibia [78.27](#)  
   ulna [78.23](#)
- Stapling ---Cont  
 gastric varices [44.91](#)  
 graft --see Graft  
 left atrial appendage [37.36](#)  
 vein [39.32](#)
- STARR (stapled transanal rectal resection) [48.74](#)
- StaXx® FX Structural Kyphoplasty System [81.66](#)
- Steinberg operation [44.5](#)
- Steindler operation  
 fascia stripping (for cavus deformity) [83.14](#)  
 flexorplasty (elbow) [83.77](#)  
 muscle transfer [83.77](#)
- Stereotactic radiosurgery [92.30](#)  
 cobalt 60 [92.32](#)  
 linear accelerator (LINAC) [92.31](#)  
 multi-source [92.32](#)  
 particle beam [92.33](#)  
 particulate [92.33](#)  
 radiosurgery NEC [92.39](#)  
 single source photon [92.31](#)
- Stereotactic head frame application [93.59](#)
- Sterilization  
 female --see also specific operation [66.39](#)  
 male NEC --see also Ligation, vas deferens [63.70](#)
- Sternotomy [77.31](#)  
 as operative approach --omit code  
 for bone marrow biopsy [41.31](#)
- Stewart operation (renal plication with pyeloplasty) [55.87](#)
- Stimulation (electronic) --see also Implant, electronic stimulator  
 bone growth (percutaneous)  
   --see category [78.9](#)  
   transcutaneous (surface) [99.86](#)  
 cardiac (external) [99.62](#)  
   internal [37.91](#)  
 carotid sinus [99.64](#)  
 CaverMap™ [89.58](#)  
 defibrillator  
   as part of intraoperative testing --omit code  
   catheter based invasive  
     electro- physiologic testing [37.26](#)  
   device interrogation only without  
     arrhythmia induction (bedside check) [89.45 - 89.49](#)  
   non- invasive programmed electrical stimulation (NIPS) [37.20](#)  
 electrophysiologic, cardiac  
   as part of intraoperative testing --omit code  
   catheter based invasive  
     electrophysiologic testing [37.26](#)  
   device interrogation only without  
     arrhythmia induction (bedside check) [89.45 - 89.49](#)  
   noninvasive programmed electrical stimulation (NIPS) [37.20](#)

- Stimulation ---Cont  
 nerve  
   CaverMap™ [89.58](#)  
   penile [89.58](#)  
   peripheral or spinal cord,  
     transcutaneous [93.39](#)  
 Stitch, Kelly- Stoeckel (urethra) [59.3](#)  
 Stomatoplasty [27.59](#)  
 Stomatorrhaphy [27.52](#)  
 Stone operation (anoplasty) [49.79](#)  
 Strapping (non- traction) 93.59  
 Strassman operation (metroplasty) [69.49](#)  
 Strayer operation (gastrocnemius recession) [83.72](#)  
 Stretching  
   eyelid (with elongation) [08.71](#)  
   fascia [93.28](#)  
   foreskin [99.95](#)  
   iris [12.63](#)  
   muscle [93.27](#)  
   nerve (cranial) (peripheral) [04.91](#)  
   tendon [93.27](#)  
 Stripping  
   bone --see also Incision, bone [77.10](#)  
   carotid sinus [39.8](#)  
   cranial suture [02.01](#)  
   fascia [83.14](#)  
     hand [82.12](#)  
   membranes for surgical induction of  
     labor [73.1](#)  
   meninges (cerebral) [01.51](#)  
     spinal [03.4](#)  
   saphenous vein, varicose [38.59](#)  
   subdural membrane (cerebral) [01.51](#)  
     spinal [03.4](#)  
   varicose veins (lower limb) [38.59](#)  
   upper limb [38.53](#)  
   vocal cords [30.09](#)  
 Stromeyer-Little operation (hepatotomy) [50.0](#)  
 Strong operation (unbridling of celiac  
 artery axis) [39.91](#)  
 Stryker frame [93.59](#)  
 Study  
   bone mineral density [88.98](#)  
   bundle of His [37.29](#)  
   color vision [95.06](#)  
   conduction, nerve (median) [89.15](#)  
   dark adaptation, eye [95.07](#)  
   electrophysiologic stimulation and  
     recording, cardiac  
     as part of intraoperative testing  
       --omit code  
     catheter based invasive  
       electrophysiologic testing [37.26](#)  
     device interrogation only without  
     arrhythmia induction (bedside  
     check) [89.45 - 89.49](#)  
   noninvasive programmed electrical  
     stimulation (NIPS) [37.20](#)  
 Study ---Cont  
   function --see also Function, study  
     radioisotope --see Scan, radioisotope  
   lacrimal flow (radiographic) [87.05](#)  
   ocular motility [95.15](#)  
   pulmonary  
     airway flow measurement, endoscopic  
       [33.72](#)  
     function --see categories [89.37- 89.38](#)  
   radiographic --see Radiography  
   radio- iodinated triolein [92.04](#)  
   renal clearance [92.03](#)  
   spirometry [89.37](#)  
   tracer --see also Scan, radioisotope eye  
     (P32) [95.16](#)  
   ultrasonic --see Ultrasonography  
   visual field [95.05](#)  
   xenon flow NEC [92.19](#)  
     cardiovascular [92.05](#)  
     pulmonary [92.15](#)  
 Sturmdorf operation (conization of cervix)  
[67.2](#)  
 Submucous resection  
   larynx [30.29](#)  
   nasal septum [21.5](#)  
 Summerskill operation dacryocystorhinostomy  
 by intubation) [09.81](#)  
 Surgery  
   computer assisted (CAS) [00.39](#)  
     with robotics --see category [17.4](#)  
     CAS with CT/CTA [00.31](#)  
     CAS with fluoroscopy [00.33](#)  
     CAS with MR/MRA [00.32](#)  
     CAS with multiple datasets [00.35](#)  
       imageless [00.34](#)  
       other CAS [00.39](#)  
     robotic assisted --see category [17.4](#)  
   IGS --see Surgery, computer assisted  
   image guided --see Surgery, computer assisted  
   navigation (CT- free, IGN image guided,  
     imageless)--see Surgery, computer assisted  
 Surmay operation (jejunostomy) [46.39](#)  
 Suspension  
   balanced, for traction [93.45](#)  
   bladder NEC [57.89](#)  
   diverticulum, pharynx [29.59](#)  
   kidney [55.7](#)  
   Olshausen (uterus) [69.22](#)  
   ovary [65.79](#)  
   paraurethral (Pereyra) [59.6](#)  
   periurethral [59.6](#)  
   urethra (retropubic) (sling) [59.5](#)  
   urethrovesimal  
     Goebel- Frangenheim- Stoeckel [59.4](#)  
     gracilis muscle transplant [59.71](#)  
     levator muscle sling [59.71](#)  
     Marshall- Marchetti (- Krantz) [59.5](#)  
     Millin- Read [59.4](#)  
     suprapubic [59.4](#)

Suspension ---*Cont*  
 uterus (abdominal or vaginal approach) [69.22](#)  
 vagina [70.77](#)  
 with graft or prosthesis [70.78](#)  
 Suture (laceration)  
 abdominal wall [54.63](#)  
 secondary [54.61](#)  
 adenoid fossa [28.7](#)  
 adrenal (gland) [07.44](#)  
 aneurysm (cerebral) (peripheral) [39.52](#)  
 anus [49.71](#)  
 obstetric laceration (current) [75.62](#)  
 old [49.79](#)  
 aorta [39.31](#)  
 aponeurosis --*see also* Suture, tendon [83.64](#)  
 arteriovenous fistula [39.53](#)  
 artery [39.31](#)  
 percutaneous puncture closure-- *omit code*  
 bile duct [51.79](#)  
 bladder [57.81](#)  
 obstetric laceration (current) [75.61](#)  
 blood vessel NEC [39.30](#)  
 artery [39.31](#)  
 percutaneous puncture closure --*omit code*  
 vein [39.32](#)  
 breast (skin) [85.81](#)  
 bronchus [33.41](#)  
 bursa [83.99](#)  
 hand [82.99](#)  
 canaliculus [09.73](#)  
 cecum [46.75](#)  
 cerebral meninges [02.11](#)  
 cervix (traumatic laceration) [67.61](#)  
 internal os, encirclement [67.59](#)  
 obstetric laceration (current) [75.51](#)  
 old [67.69](#)  
 chest wall [34.71](#)  
 cleft palate [27.62](#)  
 clitoris [71.4](#)  
 colon [46.75](#)  
 common duct [51.71](#)  
 conjunctiva [10.6](#)  
 cornea [11.51](#)  
 with conjunctival flap [11.53](#)  
 corneoscleral [11.51](#)  
 with conjunctival flap [11.53](#)  
 diaphragm [34.82](#)  
 duodenum [46.71](#)  
 ulcer (bleeding) (perforated) [44.42](#)  
 endoscopic [44.43](#)  
 dura mater (cerebral) [02.11](#)  
 spinal [03.59](#)  
 ear, external [18.4](#)  
 enterocele [70.92](#)  
 with graft or prosthesis [70.93](#)  
 entropion [08.42](#)  
 epididymis (and)  
 spermatic cord [63.51](#)

Suture- epididymis (and)---*Cont.*  
 vas deferens [63.81](#)  
 episiotomy --*see* Episiotomy  
 esophagus [42.82](#)  
 eyeball [16.89](#)  
 eyebrow [08.81](#)  
 eyelid [08.81](#)  
 with entropion or ectropion repair [08.42](#)  
 fallopian tube [66.71](#)  
 fascia [83.65](#)  
 hand [82.46](#)  
 to skeletal attachment [83.89](#)  
 hand [82.89](#)  
 gallbladder [51.91](#)  
 ganglion, sympathetic [05.81](#)  
 gingiva [24.32](#)  
 great vessel [39.30](#)  
 artery [39.31](#)  
 vein [39.32](#)  
 gum [24.32](#)  
 heart [37.49](#)  
 hepatic duct [51.79](#)  
 hymen [70.76](#)  
 ileum [46.73](#)  
 intestine [46.79](#)  
 large [46.75](#)  
 small [46.73](#)  
 jejunum [46.73](#)  
 joint capsule [81.96](#)  
 with arthroplasty --*see* Arthroplasty  
 ankle [81.94](#)  
 foot [81.94](#)  
 lower extremity NEC [81.95](#)  
 upper extremity [81.93](#)  
 kidney [55.81](#)  
 labia [71.71](#)  
 laceration --*see* Suture, by site  
 larynx [31.61](#)  
 ligament [81.96](#)  
 with arthroplasty --*see* Arthroplasty  
 ankle [81.94](#)  
 broad [69.29](#)  
 Cooper's [54.64](#)  
 foot and toes [81.94](#)  
 gastrocolic [54.73](#)  
 knee [81.95](#)  
 lower extremity NEC [81.95](#)  
 sacrouterine [69.29](#)  
 upper extremity [81.93](#)  
 uterine [69.29](#)  
 ligation --*see* Ligation  
 lip [27.51](#)  
 liver [50.61](#)  
 lung [33.43](#)  
 meninges (cerebral) [02.11](#)  
 spinal [03.59](#)  
 mesentery [54.75](#)  
 mouth [27.52](#)

Suture ---*Cont.*

muscle [83.65](#)  
 hand [82.46](#)  
 ocular (oblique) (rectus) [15.7](#)  
 nerve (cranial) (peripheral) [04.3](#)  
 sympathetic [05.81](#)  
 nose (external) (internal) [21.81](#)  
 for epistaxis [21.09](#)  
 obstetric laceration NEC [75.69](#)  
 bladder [75.61](#)  
 cervix [75.51](#)  
 corpus uteri [75.52](#)  
 pelvic floor [75.69](#)  
 perineum [75.69](#)  
 periurethral [75.69](#)  
 rectum [75.62](#)  
 sphincter ani [75.62](#)  
 urethra [75.61](#)  
 uterus [75.50](#)  
 vagina [75.69](#)  
 vulva [75.69](#)  
 omentum [54.64](#)  
 ovary [65.71](#)  
 laparoscopic [65.74](#)  
 palate [27.61](#)  
 cleft [27.62](#)  
 palpebral fissure [08.59](#)  
 pancreas [52.95](#)  
 pelvic floor [71.71](#)  
 obstetric laceration (current) [75.69](#)  
 penis [64.41](#)  
 peptic ulcer (bleeding) (perforated) [44.40](#)  
 pericardium [37.49](#)  
 perineum (female) [71.71](#)  
 after delivery [75.69](#)  
 episiotomy repair --see Episiotomy  
 male [86.59](#)  
 periosteum [78.20](#)  
 carpal, metacarpal [78.24](#)  
 femur [78.25](#)  
 fibula [78.27](#)  
 humerus [78.22](#)  
 pelvic [78.29](#)  
 phalanges (foot) (hand) [78.29](#)  
 radius [78.23](#)  
 specified site NEC [78.29](#)  
 tarsal, metatarsal [78.28](#)  
 tibia [78.27](#)  
 ulna [78.23](#)  
 vertebrae [78.29](#)  
 peritoneum [54.64](#)  
 periurethral tissue to symphysis pubis [59.5](#)  
 pharynx [29.51](#)  
 pleura [34.93](#)  
 rectum [48.71](#)  
 obstetric laceration (current) [75.62](#)  
 retina (for reattachment) [14.59](#)  
 sacrouterine ligament [69.29](#)  
 salivary gland [26.41](#)

Suture ---*Cont.*

scalp [86.59](#)  
 replantation [86.51](#)  
 sclera (with repair of conjunctiva) [12.81](#)  
 scrotum (skin) [61.41](#)  
 secondary  
 abdominal wall [54.61](#)  
 episiotomy [75.69](#)  
 peritoneum [54.64](#)  
 sigmoid [46.75](#)  
 skin (mucous membrane) (without graft)  
[86.59](#)  
 with graft --see Graft, skin  
 breast [85.81](#)  
 ear [18.4](#)  
 eyebrow [08.81](#)  
 eyelid [08.81](#)  
 nose [21.81](#)  
 penis [64.41](#)  
 scalp [86.59](#)  
 replantation [86.51](#)  
 scrotum [61.41](#)  
 vulva [71.71](#)  
 specified site NEC --see Repair, by site  
 spermatic cord [63.51](#)  
 sphincter ani [49.71](#)  
 obstetric laceration (current) [75.62](#)  
 old [49.79](#)  
 spinal meninges [03.59](#)  
 spleen [41.95](#)  
 stomach [44.61](#)  
 ulcer (bleeding) (perforated) [44.41](#)  
 endoscopic [44.43](#)  
 subcutaneous tissue (without skin graft)  
[86.59](#)  
 with graft --see Graft, skin  
 tendon (direct) (immediate) (primary) [83.64](#)  
 delayed (secondary) [83.62](#)  
 hand NEC [82.43](#)  
 flexors [82.42](#)  
 hand NEC [82.45](#)  
 delayed (secondary) [82.43](#)  
 flexors [82.44](#)  
 delayed (secondary) [82.42](#)  
 ocular [15.7](#)  
 rotator cuff [83.63](#)  
 sheath [83.61](#)  
 hand [82.41](#)  
 supraspinatus (rotator cuff repair) [83.63](#)  
 to skeletal attachment [83.88](#)  
 hand [82.85](#)  
 Tenon's capsule [15.7](#)  
 testis [62.61](#)  
 thymus [07.93](#)  
 thyroid gland [06.93](#)  
 tongue [25.51](#)  
 tonsillar fossa [28.7](#)  
 trachea [31.71](#)  
 tunica vaginalis [61.41](#)

- Suture ---*Cont.*
  - ulcer (bleeding) (perforated) (peptic) [44.40](#)
    - duodenum [44.42](#)
    - endoscopic [44.43](#)
    - gastric [44.41](#)
    - endoscopic [44.43](#)
    - intestine [46.79](#)
    - skin [86.59](#)
    - stomach [44.41](#)
    - endoscopic [44.43](#)
  - ureter [56.82](#)
  - urethra [58.41](#)
    - obstetric laceration (current) [75.61](#)
    - uterosacral ligament [69.29](#)
  - uterus [69.41](#)
    - obstetric laceration (current) [75.50](#)
    - old [69.49](#)
  - uvula [27.73](#)
  - vagina [70.71](#)
    - obstetric laceration (current) [75.69](#)
    - old [70.79](#)
  - vas deferens [63.81](#)
  - vein [39.32](#)
  - vulva [71.71](#)
    - obstetric laceration (current) [75.69](#)
    - old [71.79](#)
- Suture-ligation --*see also* Ligation
  - blood vessel --*see* Ligation, blood vessel
- Sweep, anterior iris [12.97](#)
- Swenson operation
  - bladder reconstruction [57.87](#)
  - proctectomy [48.49](#)
- Swinney operation (urethral reconstruction) [58.46](#)
- Switch, switching
  - coronary arteries [35.84](#)
  - great arteries, total [35.84](#)
- Syme operation
  - ankle amputation through malleoli of tibia and fibula [84.14](#)
  - urethrotomy, external [58.0](#)
- Sympathectomy NEC [05.29](#)
  - cervical [05.22](#)
  - cervicothoracic [05.22](#)
  - lumbar [05.23](#)
  - periarterial [05.25](#)
  - presacral [05.24](#)
  - renal [05.29](#)
  - thoracolumbar [05.23](#)
  - tympanum [20.91](#)
- Sympatheticotripsy [05.0](#)
- Symphysiotomy [77.39](#)
  - assisting delivery (obstetrical) [73.94](#)
  - kidney (horseshoe) [55.85](#)
- Symphysis, pleural [34.6](#)
- Synchondrotomy --*see also* Division, cartilage [80.40](#)
- Syndactylization [86.89](#)
- Syndesmotomy --*see also* Division, ligament [80.40](#)
- Synechiotomy
  - endometrium [68.21](#)
  - iris (posterior) [12.33](#)
  - anterior [12.32](#)
- Synovectomy (joint) (complete) (partial) [80.70](#)
  - ankle [80.77](#)
  - elbow [80.72](#)
  - foot and toe [80.78](#)
  - hand and finger [80.74](#)
  - hip [80.75](#)
  - knee [80.76](#)
  - shoulder [80.71](#)
  - specified site NEC [80.79](#)
  - spine [80.79](#)
  - tendon sheath [83.42](#)
  - hand [82.33](#)
  - wrist [80.73](#)
- Syringing
  - lacrimal duct or sac [09.43](#)
  - nasolacrimal duct [09.43](#)
    - with
      - dilation [09.43](#)
      - insertion of tube or stent [09.44](#)

## T

Taarnhoj operation (trigeminal nerve root decompression) [04.41](#)

Tack operation (sacculotomy) [20.79](#)

**Tactile Guidance System™ [TGS] --see category [17.4](#)**

Take-down

anastomosis

arterial [39.49](#)

blood vessel [39.49](#)

gastric, gastrointestinal [44.5](#)

intestine [46.93](#)

stomach [44.5](#)

vascular [39.49](#)

ventricular [02.43](#)

arterial bypass [39.49](#)

arteriovenous shunt [39.43](#)

with creation of new shunt [39.42](#)

cecostomy [46.52](#)

colostomy [46.52](#)

duodenostomy [46.51](#)

enterostomy [46.50](#)

esophagostomy [42.83](#)

gastroduodenostomy [44.5](#)

gastrojejunostomy [44.5](#)

ileostomy [46.51](#)

intestinal stoma [46.50](#)

large [46.52](#)

small [46.51](#)

jejunoileal bypass [46.93](#)

jejunostomy [46.51](#)

laryngostomy [31.62](#)

sigmoidostomy [46.52](#)

stoma

bile duct [51.79](#)

bladder [57.82](#)

bronchus [33.42](#)

common duct [51.72](#)

esophagus [42.83](#)

gall bladder [51.92](#)

hepatic duct [51.79](#)

intestine [46.50](#)

large [46.52](#)

small [46.51](#)

kidney [55.82](#)

larynx [31.62](#)

rectum [48.72](#)

stomach [44.62](#)

thorax [34.72](#)

trachea [31.72](#)

ureter [56.83](#)

urethra [58.42](#)

systemic- pulmonary artery anastomosis

[39.49](#)

in total repair of tetralogy of Fallot [35.81](#)

tracheostomy [31.72](#)

Take-down ---*Cont.*

vascular anastomosis or bypass [39.49](#)

ventricular shunt (cerebral) [02.43](#)

Talectomy [77.98](#)

Talma-Morison operation (omentopexy) [54.74](#)

Tamponade

esophageal [96.06](#)

intrauterine (nonobstetric) [69.91](#)

after delivery or abortion [75.8](#)

anteartum [73.1](#)

vagina [96.14](#)

after delivery or abortion [75.8](#)

anteartum [73.1](#)

Tanner operation (devascularization of

stomach) [44.99](#)

Tap

abdomen [54.91](#)

chest [34.91](#)

cisternal [01.01](#)

cranial [01.09](#)

joint [81.91](#)

lumbar (diagnostic) (removal of dye) [03.31](#)

perilymphatic [20.79](#)

spinal (diagnostic) [03.31](#)

subdural (through fontanel) [01.09](#)

thorax [34.91](#)

Tarsectomy [08.20](#)

de Grandmont [08.35](#)

Tarsoplasty --*see also* Reconstruction, eyelid [08.70](#)

Tarsorrhaphy (lateral) [08.52](#)

division or severing [08.02](#)

Tattooing

cornea [11.91](#)

skin [86.02](#)

Tautening, eyelid for entropion [08.42](#)

Telemetry (cardiac) [89.54](#)

Teleradiotherapy

beta particles [92.25](#)

intra- operative [92.41](#)

Betatron [92.24](#)

cobalt- 60 [92.23](#)

electrons [92.25](#)

intra- operative [92.41](#)

iodine- 125 [92.23](#)

linear accelerator [92.24](#)

neutrons [92.26](#)

particulate radiation NEC [92.26](#)

photons [92.24](#)

protons [92.26](#)

radioactive cesium [92.23](#)

radioisotopes NEC [92.23](#)

Temperament assessment [94.02](#)

Temperature gradient study --*see also*

Thermography [88.89](#)

Tendinoplasty --*see* Repair, tendon



Tendinosuture (immediate) (primary)  
 --see also Suture, tendon [83.64](#)  
 hand --see also Suture, tendon, hand [82.45](#)

Tendolysis [83.91](#)  
 hand [82.91](#)

Tendoplasty --see Repair, tendon

Tenectomy [83.39](#)  
 eye [15.13](#)  
 levator palpebrae [08.33](#)  
 multiple (two or more tendons) [15.3](#)  
 hand [82.29](#)  
 levator palpebrae [08.33](#)  
 tendon sheath [83.31](#)  
 hand [82.21](#)

Tenodesis (tendon fixation to skeletal attachment) [83.88](#)  
 Fowler [82.85](#)  
 hand [82.85](#)

Tenolysis [83.91](#)  
 hand [82.91](#)

Tenomyoplasty --see also Repair, tendon  
[83.88](#)  
 hand --see also Repair, tendon, hand [82.86](#)

Tenomyotomy --see Tenonectomy

Tenonectomy [83.42](#)  
 for graft [83.41](#)  
 hand [82.32](#)  
 hand [82.33](#)  
 for graft [82.32](#)

Tenotomyoplasty --see Repair, tendon

Tenontoplasty --see Repair, tendon

Tenoplasty --see also Repair, tendon [83.88](#)  
 hand --see also Repair, tendon, hand [82.86](#)

Tenorrhaphy --see also Suture, tendon [83.64](#)  
 hand --see also Suture, tendon, hand [82.45](#)  
 to skeletal attachment [83.88](#)  
 hand [82.85](#)

Tenosuspension [83.88](#)  
 hand [82.86](#)

Tenosuture --see also Suture, tendon [83.64](#)  
 hand --see also Suture, tendon, hand [82.45](#)  
 to skeletal attachment [83.88](#)  
 hand [82.85](#)

Tenosynovectomy [83.42](#)  
 hand [82.33](#)

Tenotomy [83.13](#)  
 Achilles tendon [83.11](#)  
 adductor (hip) (subcutaneous) [83.12](#)  
 eye [15.12](#)  
 levator palpebrae [08.38](#)  
 multiple (two or more tendons) [15.4](#)  
 hand [82.11](#)  
 levator palpebrae [08.38](#)  
 pectoralis minor tendon (decompression thoracic outlet) [83.13](#)  
 stapedius [19.0](#)  
 tensor tympani [19.0](#)

Tenovagotomy --see Tenotomy

Tensing, orbicularis oculi [08.59](#)

Termination of pregnancy  
 by  
 aspiration curettage [69.51](#)  
 dilation and curettage [69.01](#)  
 hysterectomy --see Hysterectomy  
 hysterotomy [74.91](#)  
 intra- amniotic injection (saline) [75.0](#)

Test, testing (for)  
 14 C- Urea breath [89.39](#)  
 auditory function NEC [95.46](#)  
 Bender Visual- Motor Gestalt [94.02](#)  
 Benton Visual Retention [94.02](#)  
 cardiac (vascular)  
 function NEC [89.59](#)  
 stress [89.44](#)  
 bicycle ergometer [89.43](#)  
 Masters' two- step [89.42](#)  
 treadmill [89.41](#)

Denver developmental (screening) [94.02](#)

fetus, fetal  
 nonstress (fetal activity acceleration determinations) [75.34](#)  
 oxytocin challenge (contraction stress) [75.35](#)  
 sensitivity (to oxytocin) --omit code

function  
 cardiac NEC [89.59](#)  
 hearing NEC [95.46](#)  
 muscle (by)  
 electromyography [93.08](#)  
 manual [93.04](#)  
 neurologic NEC [89.15](#)  
 vestibular [95.46](#)  
 clinical [95.44](#)

glaucoma NEC [95.26](#)  
 hearing [95.47](#)  
 clinical NEC [95.42](#)

intelligence [94.01](#)

internal jugular- subclavian venous reflux [89.62](#)

intracarotid amobarbital (Wada) [89.10](#)  
 Masters' two- step stress (cardiac) [89.42](#)  
 muscle function (by)  
 electromyography [93.08](#)  
 manual [93.04](#)  
 neurologic function NEC [89.15](#)  
 neurophysiologic monitoring  
 intra- operative [00.94](#)  
 nocturnal penile tumescence [89.29](#)  
 provocative, for glaucoma [95.26](#)  
 psychologic NEC [94.08](#)  
 psychometric [94.01](#)  
 radio- cobalt B12 Schilling [92.04](#)  
 range of motion [93.05](#)  
 rotation (Bárány chair) (hearing) [95.45](#)  
 sleep disorder function --see categories [89.17-89.18](#)

Stanford- Binet [94.01](#)

Test, testing ---*Cont.*

Thallium stress(transesophageal pacing)  
[89.44](#)

tuning fork (hearing) [95.42](#)

Urea breath, (14 C) [89.39](#)

vestibular function NEC [95.46](#)

thermal [95.44](#)

Wada (hemispheric function) [89.10](#)

whispered speech (hearing) [95.42](#)

TEVAP (transurethral electrovaporization  
of prostate) [60.29](#)

Thalamectomy [01.41](#)

Thalamotomy [01.41](#)

by stereotactic radiosurgery [92.32](#)

cobalt 60 [92.32](#)

linear accelerator (LINAC) [92.31](#)

multi- source [92.32](#)

particle beam [92.33](#)

particulate [92.33](#)

radiosurgery NEC [92.39](#)

single source photon [92.31](#)

Thal operation (repair of esophageal  
stricture) [42.85](#)

Theloplasty [85.87](#)

Therapy

Antabuse [94.25](#)

aqueous oxygen (AO) [00.49](#)

art [93.89](#)

aversion [94.33](#)

behavior [94.33](#)

Bennett respirator --*see* category [96.7](#)

blind rehabilitation NEC [93.78](#)

Byrd respirator --*see* category [96.7](#)

carbon dioxide [94.25](#)

cobalt- 60 [92.23](#)

conditioning, psychiatric [94.33](#)

continuous positive airway pressure  
(CPAP) [93.90](#)

delivered by

endotracheal tube --*see* category [96.7](#)

tracheostomy --*see* category [96.7](#)

croupette, croup tent [93.94](#)

daily living activities [93.83](#)

for the blind [93.78](#)

dance [93.89](#)

desensitization [94.33](#)

detoxification [94.25](#)

diversional [93.81](#)

domestic tasks [93.83](#)

for the blind [93.78](#)

Downstream® system [00.49](#)

educational (bed- bound children)

(handicapped) [93.82](#)

electroconvulsive (ECT) [94.27](#)

electroshock (EST) [94.27](#)

subconvulsive [94.26](#)

electrotonic (ETT) [94.27](#)

encounter group [94.44](#)

extinction [94.33](#)

Therapy ---*Cont.*

family [94.42](#)

fog (inhalation) [93.94](#)

gamma ray [92.23](#)

group NEC [94.44](#)

for psychosexual dysfunctions [94.41](#)

hearing NEC [95.49](#)

heat NEC [93.35](#)

for cancer treatment [99.85](#)

helium [93.98](#)

hot pack(s) [93.35](#)

hyperbaric oxygen [93.95](#)

wound [93.59](#)

hyperthermia NEC [93.35](#)

for cancer treatment [99.85](#)

individual, psychiatric NEC [94.39](#)

for psychosexual dysfunction [94.34](#)

industrial [93.89](#)

infrared irradiation [93.35](#)

inhalation NEC [93.96](#)

nitric oxide [00.12](#)

insulin shock [94.24](#)

intermittent positive pressure breathing  
(IPPB) [93.91](#)

IPPB (intermittent positive pressure  
breathing) [93.91](#)

leech [99.99](#)

lithium [94.22](#)

LITT (laser interstitial thermal therapy) under  
guidance

lesion

brain [17.61](#)

breast [17.69](#)

head and neck [17.62](#)

liver [17.63](#)

lung [17.69](#)

prostate [17.69](#)

thyroid [17.62](#)

maggot [86.28](#)

manipulative, osteopathic --*see also*

Manipulation, osteopathic [93.67](#)

manual arts [93.81](#)

methadone [94.25](#)

mist (inhalation) [93.94](#)

music [93.84](#)

nebulizer [93.94](#)

neuroleptic [94.23](#)

nitric oxide [00.12](#)

occupational [93.83](#)

oxygen [93.96](#)

aqueous [00.49](#)

catalytic [93.96](#)

hyperbaric [93.95](#)

wound [93.59](#)

SuperSaturated [00.49](#)

wound (hyperbaric) [93.59](#)

paraffin bath [93.35](#)

## Therapy ---Cont.

- physical NEC [93.39](#)
  - combined (without mention of components) [93.38](#)
  - diagnostic NEC [93.09](#)
- play [93.81](#)
  - psychotherapeutic [94.36](#)
- positive and expiratory pressure
  - see category [96.7](#)
- psychiatric NEC [94.39](#)
  - drug NEC [94.25](#)
    - lithium [94.22](#)
- radiation [92.29](#)
  - contact (150 KVP or less) [92.21](#)
  - deep (200- 300 KVP) [92.22](#)
  - electron, intra- operative [92.41](#)
  - high voltage (200- 300 KVP) [92.22](#)
  - low voltage (150 KVP or less) [92.21](#)
  - megavoltage [92.24](#)
  - orthovoltage [92.22](#)
  - particle source NEC [92.26](#)
  - photon [92.24](#)
  - radioisotope (teleroadiotherapy) [92.23](#)
  - retinal lesion [14.26](#)
  - superficial (150 KVP or less) [92.21](#)
  - supervoltage [92.24](#)
- radioisotope, radioisotopic NEC [92.29](#)
  - implantation or insertion [92.27](#)
  - injection or instillation [92.28](#)
  - teleroadiotherapy [92.23](#)
- radium (radon) [92.23](#)
- recreational [93.81](#)
- rehabilitation NEC [93.89](#)
- respiratory NEC [93.99](#)
  - bi- level airway pressure [BiPAP] [93.90](#)
    - delivered by
      - endotracheal tube --see category [96.7](#)
      - tracheostomy --see category [96.7](#)
  - continuous positive airway pressure [CPAP] [93.90](#)
    - delivered by
      - endotracheal tube --see category [96.7](#)
      - tracheostomy --see category [96.7](#)
  - endotracheal respiratory assistance
    - see category [96.7](#)
  - intermittent positive pressure breathing [IPPB] [93.91](#)
  - negative pressure (continuous) [CNP] [93.99](#)
  - nitric oxide [00.12](#)
  - non- invasive positive pressure(NIPPV) [93.90](#)
  - other continuous invasive (unspecified duration) [96.70](#)
    - for less than 96 consecutive hours [96.71](#)
    - for 96 consecutive hours or more [96.72](#)
  - positive and expiratory pressure [PEEP]
    - invasive --see category [96.7](#)
    - non- invasive [93.90](#)

## Therapy ---Cont.

- root canal [23.70](#)
  - with
    - apicoectomy [23.72](#)
    - irrigation [23.71](#)
- shock
  - chemical [94.24](#)
  - electric [94.27](#)
    - subconvulsive [94.26](#)
  - insulin [94.24](#)
- speech [93.75](#)
  - for correction of defect [93.74](#)
- SuperOxygenation (SSO2) [00.49](#)
- SuperSaturated oxygen [00.49](#)
- ultrasound
  - heat therapy [93.35](#)
  - hyperthermia for cancer treatment [99.85](#)
  - physical therapy [93.35](#)
  - therapeutic --see Ultrasound
  - ultraviolet light [99.82](#)
- Thermocautery --see Cauterization
- Thermography [88.89](#)
  - blood vessel [88.86](#)
  - bone [88.83](#)
  - breast [88.85](#)
  - cerebral [88.81](#)
  - eye [88.82](#)
  - lymph gland [88.89](#)
  - muscle [88.84](#)
  - ocular [88.82](#)
  - osteoarticular [88.83](#)
  - specified site NEC [88.89](#)
  - vein, deep [88.86](#)
- Thermokeratoplasty [11.74](#)
- Thermosclerectomy [12.62](#)
- Thermotherapy (hot packs) (paraffin bath)
  - NEC [93.35](#)
- prostate
  - by
    - microwave [60.96](#)
    - radiofrequency [60.97](#)
  - transurethral microwave thermotherapy (TUMT) [60.96](#)
  - transurethral needle ablation(TUNA) [60.97](#)
  - TUMT (transurethral microwave thermotherapy) [60.96](#)
  - TUNA(transurethral needle ablation) [60.97](#)
- Thiersch operation
  - anus [49.79](#)
  - skin graft [86.69](#)
    - hand [86.62](#)
- Thompson operation
  - cleft lip repair [27.54](#)
  - correction of lymphedema [40.9](#)
  - quadricepsplasty [83.86](#)
  - thumb apposition with bone graft [82.69](#)
- Thoracectomy [34.09](#)
  - for lung collapse [33.34](#)
- Thoracentesis [34.91](#)

- Thoracentesis [34.91](#)  
 Thoracotomy (for collapse of lung) [33.39](#)  
 Thoracoplasty (anterior) (extrapleural) (paravertebral) (posterolateral) (complete) partial [33.34](#)  
 Thoracoscopy, transpleural(for exploration) [34.21](#)  
 Thoracostomy [34.09](#)  
   for lung collapse [33.32](#)  
 Thoracotomy (with drainage) [34.09](#)  
   as operative approach --omit code exploratory [34.02](#)  
 Thoratec® implantable ventricular assist device (IVAD™) [37.66](#)  
 Thoratec® ventricular assist device (VAD) system [37.66](#)  
 Three- snip operation, punctum [09.51](#)  
 Thrombectomy [38.00](#)  
   with endarterectomy --see Endarterectomy  
   abdominal  
     artery [38.06](#)  
     vein [38.07](#)  
   aorta (arch) (ascending)(descending) [38.04](#)  
   arteriovenous shunt or cannula [39.49](#)  
   bovine graft [39.49](#)  
   coronary artery [36.09](#)  
   head and neck vessel NEC [38.02](#)  
   intracranial vessel NEC [38.01](#)  
   lower limb  
     artery [38.08](#)  
     vein [38.09](#)  
   mechanical  
     endovascular  
       head and neck [39.74](#)  
     pulmonary vessel [38.05](#)  
     thoracic vessel NEC [38.05](#)  
   upper limb (artery) (vein) [38.03](#)  
 Thromboendarterectomy [38.10](#)  
   abdominal [38.16](#)  
   aorta (arch) (ascending)(descending) [38.14](#)  
   coronary artery [36.09](#)  
     open chest approach [36.03](#)  
   head and neck NEC [38.12](#)  
   intracranial NEC [38.11](#)  
   lower limb [38.18](#)  
   thoracic NEC [38.15](#)  
   upper limb [38.13](#)  
 Thymectomy [07.80](#)  
   Partial (open) (other) [07.81](#)  
     thoroscopic [07.83](#)  
   Total (open) (other) [07.82](#)  
     thoroscopic [07.84](#)  
     transcervical [07.99](#)  
 Thyrochondrotomy [31.3](#)  
 Thyrocrioidectomy [30.29](#)  
 Thyrocricotomy (for assistance in breathing) [31.1](#)
- Thyroidectomy NEC [06.39](#)  
   by mediastinotomy --see also  
     Thyroidectomy, substernal [06.50](#)  
   with laryngectomy --see Laryngectomy complete or total [06.4](#)  
     substernal (by mediastinotomy) (transsternal route) [06.52](#)  
     transoral route (lingual) [06.6](#)  
   lingual (complete)(partial)(subtotal)(total)[06.6](#)  
   partial or subtotal NEC [06.39](#)  
     with complete removal of remaining lobe[06.2](#)  
     submental route (lingual) [06.6](#)  
     substernal (by mediastinotomy) (transsternal route) [06.51](#)  
   remaining tissue [06.4](#)  
   submental route (lingual) [06.6](#)  
   substernal (by mediastinotomy) (transsternal route) [06.50](#)  
     complete or total [06.52](#)  
     partial or subtotal [06.51](#)  
   transoral route (lingual) [06.6](#)  
   transsternal route --see also  
     Thyroidectomy, substernal [06.50](#)  
     unilateral (with removal of isthmus) (with removal of portion of other lobe) [06.2](#)  
 Thyroidorrhaphy [06.93](#)  
 Thyroidotomy (field) (gland) NEC [06.09](#)  
   postoperative [06.02](#)  
 Thyrotomy [31.3](#)  
   with tantalum plate [31.69](#)  
 Tirofiban (HCL), infusion [99.20](#)  
 Toilette  
   skin --see Debridement, skin or subcutaneous tissue  
   tracheostomy [96.55](#)  
 Token economy (behavior therapy) [94.33](#)  
 Tomkins operation (metoplasty) [69.49](#)  
 Tomography --see also Radiography  
   abdomen NEC [88.02](#)  
   cardiac [87.42](#)  
   computerized axial NEC [88.38](#)  
     abdomen [88.01](#)  
     bone [88.38](#)  
       quantitative [88.98](#)  
     brain [87.03](#)  
     cardiac [87.41](#)  
     coronary [87.41](#)  
     head [87.03](#)  
     kidney [87.71](#)  
     skeletal [88.38](#)  
       quantitative [88.98](#)  
     thorax [87.41](#)  
   head NEC [87.04](#)  
   kidney NEC [87.72](#)  
   lung [87.42](#)  
   optical coherence (intravascular imaging)  
     coronary vessel(s) [38.24](#)  
     non- coronary vessel(s) [38.25](#)  
   thorax NEC [87.42](#)

- Tongue tie operation [25.91](#)
- Tonography [95.26](#)
- Tonometry [89.11](#)
- Tonsillectomy [28.2](#)  
with adenoidectomy [28.3](#)
- Tonsillectomy [28.0](#)
- Topectomy [01.32](#)
- Torek (-Bevan) operation (orchidopexy) (first stage) (second stage) [62.5](#)
- Torkildsen operation (ventriculocisternal shunt) [02.2](#)
- Torpin operation (cul- de- sac resection) [70.92](#)
- Toti operation (dacryocystorhinostomy) [09.81](#)
- Touchas operation [86.83](#)
- Touroff operation (ligation of subclavian artery) [38.85](#)
- Toxicology --see Examination, microscopic
- TPN (total parenteral nutrition) [99.15](#)
- Trabeculectomy ab externo [12.64](#)
- Trabeculodialysis [12.59](#)
- Trabeculectomy ab externo [12.54](#)
- Trachelectomy [67.4](#)
- Trachelopexy [69.22](#)
- Tracheloplasty [67.69](#)
- Trachelorrhaphy (Emmet) (suture) [67.61](#)  
obstetrical [75.51](#)
- Trachelotomy [69.95](#)  
obstetrical [73.93](#)
- Tracheocricotomy (for assistance in breathing) [31.1](#)
- Tracheofissure [31.1](#)
- Tracheography [87.32](#)
- Tracheolaryngotomy (emergency) [31.1](#)  
permanent opening [31.29](#)
- Tracheoplasty [31.79](#)  
with artificial larynx [31.75](#)
- Tracheorrhaphy [31.71](#)
- Tracheoscopy NEC [31.42](#)  
through tracheotomy (stoma) [31.41](#)
- Tracheostomy (emergency) (temporary) (for assistance in breathing) [31.1](#)  
mediastinal [31.21](#)  
percutaneous dilatational  
other permanent [31.29](#)  
temporary [31.1](#)  
permanent NEC [31.29](#)  
revision [31.74](#)
- Tracheotomy (emergency) (temporary) (for assistance in breathing) [31.1](#)  
percutaneous dilatational  
other permanent [31.29](#)  
temporary [31.1](#)  
permanent [31.29](#)
- Tracing, carotid pulse with ECG lead [89.56](#)
- TRAM (transverse rectus abdominis musculocutaneous) flap of breast  
free [85.73](#)  
pedicled [85.72](#)
- Traction  
with reduction of fracture or dislocation  
--see Reduction, fracture and Reduction, dislocation
- adhesive tape (skin) [93.46](#)
- boot [93.46](#)
- Bryant's (skeletal) [93.44](#)
- Buck's [93.46](#)
- caliper tongs [93.41](#)  
with synchronous insertion of device [02.94](#)
- Cortel's (spinal) [93.42](#)
- Crutchfield tongs [93.41](#)  
with synchronous insertion of device [02.94](#)
- Dunlop's (skeletal) [93.44](#)
- gallows [93.46](#)
- Gardner Wells [93.41](#)  
with synchronous insertion of device [02.94](#)
- halo device, skull [93.41](#)  
with synchronous insertion of device [02.94](#)
- Lyman Smith (skeletal) [93.44](#)  
manual, intermittent [93.21](#)  
mechanical, intermittent [93.21](#)
- Russell's (skeletal) [93.44](#)  
skeletal NEC [93.44](#)  
intermittent [93.43](#)
- skin, limbs NEC [93.46](#)
- spinal NEC [93.42](#)  
with skull device (halo)(caliper)(Crutchfield) (Gardner Wells) (Vinke) (tongs) [93.41](#)  
with synchronous insertion of device [02.94](#)
- Thomas' splint [93.45](#)
- Vinke tongs [93.41](#)  
with synchronous insertion of device [02.94](#)
- Tractotomy  
brain [01.32](#)  
medulla oblongata [01.32](#)  
mesencephalon [01.32](#)  
percutaneous [03.21](#)
- spinal cord (one- stage) (two- stage) [03.29](#)
- trigeminal (percutaneous) (radiofrequency) [04.02](#)
- Training (for) (in)  
ADL (activities of daily living) [93.83](#)  
for the blind [93.78](#)
- ambulation [93.22](#)
- braille [93.77](#)
- crutch walking [93.24](#)
- dyslexia [93.71](#)
- dysphasia [93.72](#)
- esophageal speech(postlaryngectomy) [93.73](#)
- gait [93.22](#)
- joint movements [93.14](#)
- lip reading [93.75](#)
- Moon (blind reading) [93.77](#)
- orthoptic [95.35](#)
- prenatal (natural childbirth) [93.37](#)
- prosthetic or orthotic device usage [93.24](#)  
relaxation [94.33](#)

Training (for) (in) ---*Cont.*  
 speech NEC [93.75](#)  
     esophageal type [93.73](#)  
     for correction of defect [93.74](#)  
 use of lead dog for the blind [93.76](#)  
 vocational [93.85](#)

Transactional analysis  
 group [94.44](#)  
 individual [94.39](#)

Transection --*see also* Division  
 artery (with ligation) --*see also* Division,  
     artery [38.80](#)  
     renal, aberrant (with reimplantation)  
         [39.55](#)  
 bone --*see also* Osteotomy [77.30](#)  
 fallopian tube (bilateral) (remaining)  
     (solitary) [66.39](#)  
     by endoscopy [66.22](#)  
     unilateral [66.92](#)  
 isthmus, thyroid [06.91](#)  
 muscle [83.19](#)  
     eye [15.13](#)  
         multiple (two or more muscles) [15.3](#)  
     hand [82.19](#)  
 nerve (cranial) (peripheral) NEC [04.03](#)  
     acoustic [04.01](#)  
     root (spinal) [03.1](#)  
     sympathetic [05.0](#)  
     tracts in spinal cord [03.29](#)  
     trigeminal [04.02](#)  
     vagus (transabdominal)  
         --*see also* Vagotomy [44.00](#)  
 pylorus (with wedge resection) [43.3](#)  
 renal vessel, aberrant (with reimplantation)  
     [39.55](#)  
 spinal  
     cord tracts [03.29](#)  
     nerve root [03.1](#)  
 tendon [83.13](#)  
     hand [82.11](#)  
 uvula [27.71](#)  
 vas deferens [63.71](#)  
 vein (with ligation) --*see also* Division, vein  
     [38.80](#)  
     renal, aberrant (with reimplantation) [39.55](#)  
     varicose (lower limb) [38.59](#)

Transfer, transference ---*Cont.*  
 bone shaft, fibula into tibia [78.47](#)  
 digital (to replace absent thumb) [82.69](#)  
     finger (to thumb) (same hand) [82.61](#)  
     to  
         finger, except thumb [82.81](#)  
         opposite hand (with amputation) [82.69](#)  
             [\[84.01\]](#)  
     toe (to thumb) (with amputation)  
         [82.69](#) [\[84.11\]](#)  
         to finger, except thumb [82.81](#) [\[84.11\]](#)  
 fat pad NEC [86.89](#)  
     with skin graft --*see* Graft, skin, full- thickness

Transfer, transference ---*Cont.*  
 finger (to replace absent thumb)  
     (same hand) [82.61](#)  
     to  
         finger, except thumb [82.81](#)  
         opposite hand (with amputation) [82.69](#)  
             [\[84.01\]](#)  
 muscle origin [83.77](#)  
     hand [82.58](#)  
 nerve (cranial) (peripheral) (radial anterior)  
     (ulnar) [04.6](#)  
 pedicle graft [86.74](#)  
 pes anserinus (tendon) (repair of knee) [81.47](#)  
 tarsoconjunctival flap, from opposing lid  
     [08.64](#)  
 tendon [83.75](#)  
     hand [82.56](#)  
     pes anserinus (repair of knee) [81.47](#)  
         toe- to- thumb (free) (pedicle) (with  
         amputation) [82.69](#) [\[84.11\]](#)

Transfixion --*see also* Fixation  
 iris (bombé) [12.11](#)

Transfusion (of) [99.03](#)  
 antihemophilic factor [99.06](#)  
 antivenin [99.16](#)  
 autologous blood  
     collected prior to surgery [99.02](#)  
     intraoperative [99.00](#)  
     perioperative [99.00](#)  
     postoperative [99.00](#)  
     previously collected [99.02](#)  
     salvage [99.00](#)  
 blood (whole) NOS [99.03](#)  
     expander [99.08](#)  
     surrogate [99.09](#)  
 bone marrow [41.00](#)  
     allogeneic [41.03](#)  
         with purging [41.02](#)  
     allograft [41.03](#)  
         with purging [41.02](#)  
     autograft [41.01](#)  
         with purging [41.09](#)  
     autologous [41.01](#)  
         with purging [41.09](#)  
 coagulation factors [99.06](#)  
 Dextran [99.08](#)  
 exchange [99.01](#)  
     intraoperative [75.2](#)  
     in utero (with hysterotomy) [75.2](#)  
 exsanguination [99.01](#)  
 gamma globulin [99.14](#)  
 granulocytes [99.09](#)  
 hemodilution [99.03](#)  
 intrauterine [75.2](#)  
 packed cells [99.04](#)  
 plasma [99.07](#)  
 platelets [99.05](#)  
 replacement, total [99.01](#)  
 serum NEC [99.07](#)

- Transfusion (of) ---*Cont.*  
 substitution [99.01](#)  
 thrombocytes [99.05](#)
- Transillumination  
 nasal sinuses [89.35](#)  
 skull (newborn) [89.16](#)
- Translumbar aortogram [88.42](#)
- Transplant, transplantation  
 Note: To report donor source:  
 cadaver [00.93](#)  
 live non- related donor [00.92](#)  
 live related donor [00.91](#)  
 live unrelated donor [00.92](#)
- artery [39.59](#)  
 renal, aberrant [39.55](#)
- autotransplant --see Reimplantation
- blood vessel [39.59](#)  
 renal, aberrant [39.55](#)
- bone --see also Graft, bone [78.00](#)  
 marrow [41.00](#)  
 allogeneic [41.03](#)  
 with purging [41.02](#)  
 allograft [41.03](#)  
 with purging [41.02](#)  
 autograft [41.01](#)  
 with purging [41.09](#)  
 autologous [41.01](#)  
 with purging [41.09](#)  
 stem cell  
 allogeneic (hematopoietic) [41.05](#)  
 with purging [41.08](#)  
 autologous (hematopoietic) [41.04](#)  
 with purging [41.07](#)  
 cord blood [41.06](#)  
 stem cell  
 allogeneic (hematopoietic) [41.05](#)  
 with purging [41.08](#)  
 autologous (hematopoietic) [41.04](#)  
 with purging [41.07](#)  
 cord blood [41.06](#)
- combined heart- lung [33.6](#)
- conjunctiva, for pterygium [11.39](#)
- corneal --see also Keratoplasty [11.60](#)
- dura [02.12](#)
- fascia [83.82](#)  
 hand [82.72](#)
- finger (replacing absent thumb) (same hand) [82.61](#)  
 to  
 finger, except thumb [82.81](#)  
 opposite hand (with amputation) [82.69](#) [84.01]
- gracilis muscle (for) [83.77](#)  
 anal incontinence [49.74](#)  
 urethrovaginal suspension [59.71](#)
- hair follicles  
 eyebrow [08.63](#)  
 eyelid [08.63](#)  
 scalp [86.64](#)
- Transplant, transplantation ---*Cont.*  
 heart (orthotopic) [37.51](#)  
 combined with lung [33.6](#)  
 ileal stoma to new site [46.23](#)  
 intestine [46.97](#)
- Islets of Langerhans (cells) [52.86](#)  
 allotransplantation of cells [52.85](#)  
 autotransplantation of cells [52.84](#)  
 heterotransplantation [52.85](#)  
 homotransplantation [52.84](#)
- kidney NEC [55.69](#)
- liver [50.59](#)  
 auxiliary (permanent) (temporal) (recipient's liver in situ) [50.51](#)  
 cells into spleen via percutaneous catheterization [38.91](#)
- lung [33.50](#)  
 bilateral [33.50](#)  
 combined with heart [33.6](#)  
 double [33.52](#)  
 single [33.51](#)  
 unilateral [33.51](#)
- lymphatic structure(s) (peripheral) [40.9](#)
- mammary artery to myocardium or ventricular wall [36.2](#)
- muscle [83.77](#)  
 gracilis (for) [83.77](#)  
 anal incontinence [49.74](#)  
 urethrovaginal suspension [59.71](#)  
 hand [82.58](#)  
 temporalis [83.77](#)  
 with orbital exenteration [16.59](#)
- nerve (cranial) (peripheral) [04.6](#)
- ovary [65.92](#)
- pancreas [52.80](#)  
 heterotransplant [52.83](#)  
 homotransplant [52.82](#)
- Islets of Langerhans (cells) [52.86](#)  
 allotransplantation of cells [52.85](#)  
 autotransplantation of cells [52.84](#)  
 heterotransplantation [52.85](#)  
 homotransplantation [52.84](#)  
 reimplantation [52.81](#)
- pes anserinus(tendon)(repair of knee) [81.47](#)
- renal NEC [55.69](#)  
 vessel, aberrant [39.55](#)
- salivary duct opening [26.49](#)
- skin --see Graft, skin
- spermatic cord [63.53](#)
- spleen [41.94](#)
- stem cells  
 allogeneic (hematopoietic) [41.05](#)  
 with purging [41.08](#)  
 autologous (hematopoietic) [41.04](#)  
 with purging [41.07](#)  
 cord blood [41.06](#)
- tendon [83.75](#)  
 hand [82.56](#)  
 pes anserinus (repair of knee) [81.47](#)

- Transplant, transplantation - tendon ---*Cont.*  
 superior rectus (blepharoptosis) [08.36](#)  
 testis to scrotum [62.5](#)  
 thymus [07.94](#)  
 thyroid tissue [06.94](#)  
 toe (replacing absent thumb) (with amputation) [82.69](#) [[84.11](#)]  
 to finger, except thumb [82.81](#) [[84.11](#)]  
 tooth [23.5](#)  
 ureter to  
   bladder [56.74](#)  
   ileum (external diversion) [56.51](#)  
   internal diversion only [56.71](#)  
   intestine [56.71](#)  
   skin [56.61](#)  
 vein (peripheral) [39.59](#)  
   renal, aberrant [39.55](#)  
 vitreous [14.72](#)  
   anterior approach [14.71](#)
- Transposition  
 extraocular muscles [15.5](#)  
 eyelash flaps [08.63](#)  
 eye muscle (oblique) (rectus) [15.5](#)  
 finger (replacing absent thumb) (same hand) [82.61](#)  
 to  
   finger, except thumb [82.81](#)  
   opposite hand(with amputation) [82.69](#) [[84.01](#)]  
 interatrial venous return [35.91](#)  
 jejunal (Henley) [43.81](#)  
 joint capsule --*see also* Arthroplasty [81.96](#)  
 muscle NEC [83.79](#)  
   extraocular [15.5](#)  
   hand [82.59](#)  
 nerve (cranial) (peripheral) (radial anterior) (ulnar) [04.6](#)  
 nipple [85.86](#)  
 pterygium [11.31](#)  
 tendon NEC [83.76](#)  
   hand [82.57](#)  
 vocal cords [31.69](#)
- Transureteroureterostomy [56.75](#)  
 Transversostomy --*see also* Colostomy [46.10](#)
- Trapping, aneurysm (cerebral) [39.52](#)  
 Trauner operation (lingual sulcus extension) [24.91](#)
- Trephination, trephining  
 accessory sinus --*see* Sinusotomy  
 corneoscleral [12.89](#)  
 cranium [01.24](#)  
 nasal sinus --*see* Sinusotomy  
 sclera (with iridectomy) [12.61](#)
- Trial (failed) forceps [73.3](#)  
 Trigonectomy [57.6](#)  
 Trimming, amputation stump [84.3](#)  
 Triple arthrodesis [81.12](#)
- Trochanterplasty [81.40](#)  
 Tsuge operation (macroductyly repair) [82.83](#)  
 Tuck, tucking --*see also* Plication  
   eye muscle [15.22](#)  
     multiple (two or more muscles) [15.4](#)  
   levator palpebrae, for blepharoptosis [08.34](#)  
 Tudor "rabbit ear" operation (anterior urethropexy) [59.79](#)
- Tuffier operation  
 apicolysis of lung [33.39](#)  
 vaginal hysterectomy [68.59](#)  
   laparoscopically assisted (LAVH) [68.51](#)
- TULIP (transurethral ultrasound guided laser induced prosectomy) [60.21](#)
- TUNA (transurethral needle ablation) of prostate [60.97](#)
- TUMT (transurethral microwave thermotherapy) of prostate [60.96](#)
- Tunnel, subcutaneous (antethoracic) [42.86](#)  
 esophageal [42.68](#)  
   with anastomosis --*see* Anastomosis, esophagus, antesternal [42.68](#)  
 pulse generator lead wire [86.99](#)  
   with initial procedure --*omit code*
- Turbinectomy (complete) (partial) NEC [21.69](#)  
 by  
   cryosurgery [21.61](#)  
   diathermy [21.61](#)  
   with sinusectomy --*see* Sinusectomy
- Turco operation (release of joint capsules in clubfoot) [80.48](#)
- TURP(transurethral resection of prostate) [60.29](#)
- Tylectomy (breast) (partial) [85.21](#)
- Tympanectomy [20.59](#)  
   with tympanoplasty --*see* Tympanoplasty
- Tympanogram [95.41](#)  
 Tympanomastoidectomy [20.42](#)  
 Tympanoplasty (type I) (with graft) [19.4](#)  
   with  
     air pocket over round window [19.54](#)  
     fenestra in semicircular canal [19.55](#)  
   graft against  
     incus or malleus [19.52](#)  
     mobile and intact stapes [19.53](#)  
     incudostapediopexy [19.52](#)
- epitympanic, type I [19.4](#)  
 revision [19.6](#)
- type  
   II (graft against incus or malleus) [19.52](#)  
   III (graft against mobile and intact stapes) [19.53](#)  
   IV (air pocket over round window) [19.54](#)  
   V (fenestra in semicircular canal) [19.55](#)
- Tympanosympathectomy [20.91](#)  
 Tympanotomy [20.09](#)  
   with intubation [20.01](#)



## U

- Uchida operation (tubal ligation with or without fimbriectomy) [66.32](#)
- UFR (uroflowmetry) [89.24](#)
- Ultrafiltration [99.78](#)
- hemodiafiltration [39.95](#)
- hemodialysis (kidney) [39.95](#)
- removal, plasma water [99.78](#)
- therapeutic plasmapheresis [99.71](#)
- Ultrasonography
- abdomen [88.76](#)
- aortic arch [88.73](#)
- biliary tract [88.74](#)
- breast [88.73](#)
- deep vein thrombosis [88.77](#)
- digestive system [88.74](#)
- eye [95.13](#)
- head and neck [88.71](#)
- heart [88.72](#)
- intestine [88.74](#)
- intravascular --see Ultrasound,
- intra-vascular (IVUS)
- lung [88.73](#)
- midline shift, brain [88.71](#)
- multiple sites [88.79](#)
- peripheral vascular system [88.77](#)
- retroperitoneum [88.76](#)
- thorax NEC [88.73](#)
- therapeutic --see Ultrasound
- total body [88.79](#)
- urinary system [88.75](#)
- uterus [88.79](#)
- gravid [88.78](#)
- Ultrasound
- diagnostic --see Ultrasonography
- fragmentation (of)
- cataract (with aspiration) [13.41](#)
- urinary calculus, stones (Kock pouch) [59.95](#)
- heart
- intracardiac (heart chambers)(ICE)[37.28](#)
- intravascular (coronary vessels)(IVUS) [00.24](#)
- non-invasive [88.72](#)
- inner ear [20.79](#)
- intravascular (IVUS) (VH™-IVUS) [00.29](#)
- aorta [00.22](#)
- aortic arch [00.22](#)
- cerebral vessel, extracranial [00.21](#)
- coronary vessel [00.24](#)
- intrathoracic vessel [00.22](#)
- other specified vessel [00.28](#)
- peripheral vessel [00.23](#)
- renal vessel [00.25](#)
- vena cava (inferior) (superior) [00.22](#)
- Ultrasound---Cont.
- therapeutic
- head [00.01](#)
- heart [00.02](#)
- neck [00.01](#)
- other therapeutic ultrasound [00.09](#)
- peripheral vascular vessels [00.03](#)
- vessels of head and neck [00.01](#)
- therapy [93.35](#)
- VH™-IVUS --see Ultrasound, intravascular, by site
- virtual histology intravascular ultrasound --see Ultrasound, intravascular, by site
- Umbilectomy [54.3](#)
- Unbridling
- blood vessel, peripheral [39.91](#)
- celiac artery axis [39.91](#)
- Uncovering --see Incision, by site
- Undercutting
- hair follicle [86.09](#)
- perianal tissue [49.02](#)
- Unroofing --see also Incision, by site
- external
- auditory canal [18.02](#)
- ear NEC [18.09](#)
- kidney cyst [55.39](#)
- UPP (urethral pressure profile) [89.25](#)
- Upper GI series (x-ray) [87.62](#)
- UPPP (uvulopalatopharyngoplasty) [27.69](#) [29.41](#)
- Uranoplasty (for cleft palate repair) [27.62](#)
- Uranorrhaphy (for cleft palate repair) [27.62](#)
- Uranostaphylorrhaphy [27.62](#)
- Urban operation (mastectomy)(unilateral) [85.47](#)
- bilateral [85.48](#)
- Ureterectomy [56.40](#)
- with nephrectomy [55.51](#)
- partial [56.41](#)
- total [56.42](#)
- Ureterocecostomy [56.71](#)
- Ureteroceleotomy [56.41](#)
- Ureterocolostomy [56.71](#)
- Ureterocystostomy [56.74](#)
- Ureteroenterostomy [56.71](#)
- Ureteroileostomy (internal diversion) [56.71](#)
- external diversion [56.51](#)
- Ureterolithotomy [56.2](#)
- Ureterolysis [59.02](#)
- with freeing or repositioning of ureter [59.02](#)
- laparoscopic [59.03](#)
- Ureteroneocystostomy [56.74](#)
- Ureteropexy [56.85](#)
- Ureteroplasty [56.89](#)
- Ureteroplication [56.89](#)

ICD-9-CM INDEX TO PROCEDURES (FY10)

- Ureteroproctostomy [56.71](#)
- Ureteropyelography (intravenous) (diuretic infusion) [87.73](#)
  - percutaneous [87.75](#)
  - retrograde [87.74](#)
- Ureteropyeloplasty [55.87](#)
- Ureteropyelostomy [55.86](#)
- Ureterorrhaphy [56.82](#)
- Ureteroscopy [56.31](#)
  - with biopsy [56.33](#)
- Ureterosigmoidostomy [56.71](#)
- Ureterostomy (cutaneous) (external) (tube) [56.61](#)
  - closure [56.83](#)
  - ileal [56.51](#)
- Ureterotomy [56.2](#)
- Ureteroureterostomy (crossed) [56.75](#)
  - lumbar [56.41](#)
  - resection with end- to- end anastomosis [56.41](#)
  - spatulated [56.41](#)
- Urethral catheterization, indwelling [57.94](#)
- Urethral pressure profile (UPP) [89.25](#)
- Urethrectomy (complete) (partial) (radical) [58.39](#)
  - with
    - complete cystectomy [57.79](#)
    - pelvic exenteration [68.8](#)
    - radical cystectomy [57.71](#)
- Urethrocytography(retrograde)(voiding) [87.76](#)
- Urethrocystopexy (by) [59.79](#)
  - levator muscle sling [59.71](#)
  - retropubic suspension [59.5](#)
  - suprapubic suspension [59.4](#)
- Urethrolithotomy [58.0](#)
- Urethrolysis [58.5](#)
- Urethropexy [58.49](#)
  - anterior [59.79](#)
- Urethroplasty [58.49](#)
  - augmentation [59.79](#)
  - collagen implant [59.72](#)
  - fat implant [59.72](#)
  - injection (endoscopic) of implant into urethra [59.72](#)
  - polytef implant [59.72](#)
- Urethrorrhaphy [58.41](#)
- Urethroscopy [58.22](#)
  - for control of hemorrhage of prostate [60.94](#)
  - perineal [58.21](#)
- Urethrostomy (perineal) [58.0](#)
- Urethrotomy (external) [58.0](#)
  - internal (endoscopic) [58.5](#)
- Uroflowmetry (UFR) [89.24](#)
- Urography (antegrade) (excretory) (intravenous) [87.73](#)
  - retrograde [87.74](#)
- Uteropexy (abdominal approach) (vaginal approach) [69.22](#)
- UVP (uvulopalatopharyngoplasty) [27.69](#) [[29.4](#)]
- Uvulectomy [27.72](#)
- Uvulopalatopharyngoplasty (UPPP) [27.69](#) [[29.4](#)]
- Uvulotomy [27.71](#)

## V

- Vaccination (prophylactic) (against) [99.59](#)  
 anthrax [99.55](#)  
 brucellosis [99.55](#)  
 cholera [99.31](#)  
 common cold [99.51](#)  
 disease NEC [99.55](#)  
   arthropod- borne viral NEC [99.54](#)  
 encephalitis, arthropod- borne viral [99.53](#)  
 German measles [99.47](#)  
 hydrophobia [99.44](#)  
 infectious parotitis [99.46](#)  
 influenza [99.52](#)  
 measles [99.45](#)  
 mumps [99.46](#)  
 paratyphoid fever [99.32](#)  
 pertussis [99.37](#)  
 plague [99.34](#)  
 poliomyelitis [99.41](#)  
 rabies [99.44](#)  
 Rocky Mountain spotted fever [99.55](#)  
 rubella [99.47](#)  
 rubeola [99.45](#)  
 smallpox [99.42](#)  
 Staphylococcus [99.55](#)  
 Streptococcus [99.55](#)  
 tuberculosis [99.33](#)  
 tularemia [99.35](#)  
 tumor [99.28](#)  
 typhoid [99.32](#)  
 typhus [99.55](#)  
 undulant fever [99.55](#)  
 yellow fever [99.43](#)
- Vacuum extraction, fetal head [72.79](#)  
 with episiotomy [72.71](#)
- VAD  
 vascular access device --see Vascular access device, totally implantable  
 ventricular assist device --see Implant, heart assist system
- Vagotomy (subdiaphragmatic) --see also Vagotomy [44.00](#)
- Vaginal douche [96.44](#)  
 Vaginectomy [70.4](#)  
 Vaginofixation [70.77](#)  
   with graft or prosthesis [70.78](#)  
 Vaginoperineotomy [70.14](#)  
 Vaginoplasty [70.79](#)  
 Vaginorrhaphy [70.71](#)  
   obstetrical [75.69](#)  
 Vaginoscopy [70.21](#)  
 Vaginitomy [70.14](#)  
   for  
     culdocentesis [70.0](#)  
     pelvic abscess [70.12](#)
- Vagotomy (gastric) [44.00](#)  
 parietal cell [44.02](#)  
 selective NEC [44.03](#)  
   highly [44.02](#)  
   Holle's [44.02](#)  
   proximal [44.02](#)  
   truncal [44.01](#)
- Valvotomy --see Valvulotomy
- Valvulectomy, heart --see Valvuloplasty, heart
- Valvuloplasty  
 heart (open heart technique) (without valve replacement) [35.10](#)  
   with prosthesis or tissue graft  
     --see Replacement, heart, valve, by site  
     aortic valve [35.11](#)  
       percutaneous (balloon) [35.96](#)  
     combined with repair of atrial and ventricular septal defects --see Repair, endocardial cushion defect  
     mitral valve [35.12](#)  
     percutaneous (balloon) [35.96](#)  
     pulmonary valve [35.13](#)  
       in total repair of tetralogy of Fallot [35.81](#)  
       percutaneous (balloon) [35.96](#)  
     tricuspid valve [35.14](#)
- Valvulotomy  
 heart (closed heart technique) (transatrial) (transventricular) [35.00](#)  
   aortic valve [35.01](#)  
   mitral valve [35.02](#)  
   open heart technique --see Valvuloplasty, heart  
   pulmonary valve [35.03](#)  
     in total repair of tetralogy of Fallot [35.81](#)  
     tricuspid valve [35.04](#)
- Varicocelethomy, spermatic cord [63.1](#)
- Varicotomy, peripheral vessels(lower limb) [38.59](#)  
 upper limb [38.53](#)
- Vascular access device, totally implantable [86.07](#)
- Vascular closure, percutaneous puncture --omit code
- Vascularization --see Revascularization
- Vasectomy (complete) (partial) [63.73](#)
- Vasogram [87.94](#)
- Vasoligation [63.71](#)  
 gastric [38.86](#)
- Vasorrhaphy [63.81](#)
- Vasostomy [63.6](#)
- Vasotomy [63.6](#)
- Vasotripsy [63.71](#)
- Vasovasostomy [63.82](#)
- Vectorcardiogram (VCG) (with ECG) [89.53](#)

- Vectra® vascular access graft [86.07](#)  
 Venectomy --see [Phlebectomy](#)  
 Venipuncture NEC [38.99](#)  
     for injection of contrast material  
         --see [Phlebography](#)  
 Venography --see [Phlebography](#)  
 Venorrhaphy [39.32](#)  
 Venotomy [38.00](#)  
     abdominal [38.07](#)  
     head and neck NEC [38.02](#)  
     intracranial NEC [38.01](#)  
     lower limb [38.09](#)  
     thoracic NEC [38.05](#)  
     upper limb [38.03](#)  
 Venotripsy [39.98](#)  
 Venovenostomy [39.29](#)  
 Ventilation  
     bi-level positive airway pressure [BiPAP] [93.90](#)  
         delivered by  
             endotracheal tube --see category [96.7](#)  
             tracheostomy --see category [96.7](#)  
         continuous positive airway pressure [CPAP] [93.90](#)  
         delivered by  
             endotracheal tube --see category [96.7](#)  
             tracheostomy --see category [96.7](#)  
         endotracheal respiratory assistance --see category [96.7](#)  
         intermittent positive pressure breathing [IPPB] [93.91](#)  
         mechanical, NOS [93.90](#)  
             by endotracheal tube --see category [96.7](#)  
             by tracheostomy --see category [96.7](#)  
             endotracheal respiratory assistance --see category [96.7](#)  
             invasive --see category [96.7](#)  
             non-invasive [NIPPV] [93.90](#)  
             other continuous (unspecified duration) [96.70](#)  
                 for less than 96 consecutive hours [96.71](#)  
                 for 96 consecutive hours or more [96.72](#)  
             positive and expiratory pressure [PEEP] invasive --see category [96.7](#)  
             non-invasive [93.90](#)  
             negative pressure (continuous) [CNP] [93.99](#)  
             non-invasive positive pressure(NIPPV)[93.90](#)  
         Ventriculectomy, heart  
             partial [37.35](#)  
         Ventriculocholecystostomy [02.34](#)  
         Ventriculocisternostomy [02.2](#)  
         Ventriculocordectomy [30.29](#)  
         Ventriculogram, ventriculography (cerebral) [87.02](#)  
             cardiac  
                 left ventricle (outflow tract) [88.53](#)  
                     combined with right heart [88.54](#)  
                 right ventricle (outflow tract) [88.52](#)  
                     combined with left heart [88.54](#)  
                 radionuclide cardiac [92.05](#)  
         Ventriculomyocardiotomy [37.11](#)  
         Ventriculoperitoneostomy [02.34](#)  
         Ventriculopuncture [01.09](#)  
             through previously implanted catheter or reservoir (Ommaya) (Rickham) [01.02](#)  
         Ventriculoseptopexy --see also [Repair, ventricular septal defect](#) [35.72](#)  
         Ventriculoseptoplasty --see also [Repair, ventricular septal defect](#) [35.72](#)  
         Ventriculostomy [02.2](#)  
         Ventriculotomy  
             cerebral [02.2](#)  
             heart [37.11](#)  
         Ventriculoureterostomy [02.35](#)  
         Ventriculovenostomy [02.32](#)  
         Ventreofixation, uterus [69.22](#)  
         Ventreohysteropexy [69.22](#)  
         Ventrosuspension, uterus [69.22](#)  
         VEP (visual evoked potential) [95.23](#)  
         Version, obstetrical (bimanual) (cephalic) (combined) (internal) (podalic) [73.21](#)  
             with extraction [73.22](#)  
             Braxton Hicks [73.21](#)  
                 with extraction [73.22](#)  
                 external (bipolar) [73.91](#)  
                 Potter's (podalic) [73.21](#)  
                     with extraction [73.22](#)  
                 Wigand's (external) [73.91](#)  
                 Wright's (cephalic) [73.21](#)  
                     with extraction [73.22](#)  
         Vertebroplasty, percutaneous [81.65](#)  
         Vesicolithotomy (suprapubic) [57.19](#)  
         Vesicostomy [57.21](#)  
         Vesicourethroplasty [57.85](#)  
         Vesiculectomy [60.73](#)  
             with radical prostatectomy [60.5](#)  
         Vesiculogram, seminal [87.92](#)  
             contrast [87.91](#)  
         Vesiculotomy [60.72](#)  
         Vestibuloplasty (buccolabial) (lingual) [24.91](#)  
         Vestibulotomy [20.79](#)  
         VH™-IVUS --see [Ultrasound, intravascular, by site](#)  
         Vicq D'azyr operation (larynx) [31.1](#)  
         Vidal operation (varicocele ligation) [63.1](#)  
         Vidianectomy [05.21](#)  
         Villusectomy --see also [Synovectomy](#) [80.70](#)  
         Vision check [95.09](#)  
         Visual evoked potential (VEP) [95.23](#)

- Vitrectomy (mechanical) (posterior approach) [14.74](#)  
 with scleral buckling [14.49](#)  
 anterior approach [14.73](#)
- Vocational  
 assessment [93.85](#)  
 retraining [93.85](#)  
 schooling [93.82](#)
- Voice training (postlaryngectomy) [93.73](#)
- von Kraske operation (proctectomy) [48.64](#)
- Voss operation (hanging hip operation) [83.19](#)
- Vulpinus (-Compere) operation (lengthening of gastrocnemius muscle) [83.85](#)
- Vulvectomy (bilateral) (simple) [71.62](#)  
 partial (unilateral) [71.61](#)  
 radical (complete) [71.5](#)  
 unilateral [71.61](#)
- V-Y operation (repair)  
 bladder [57.89](#)  
 neck [57.85](#)  
 ectropion [08.44](#)  
 lip [27.59](#)  
 skin (without graft) [86.89](#)  
 subcutaneous tissue (without skin graft) [86.89](#)  
 tongue [25.59](#)

## W

- Wada test (hemispheric function) [89.10](#)
- Wang needle aspiration biopsy  
 bronchus [33.24](#)
- Ward-Mayo operation (vaginal hysterectomy) [68.59](#)  
 laparoscopically assisted (LAVH) [68.51](#)
- Washing --see Lavage and Irrigation
- Waterston operation (aorta- right pulmonary artery anastomosis) [39.0](#)
- Watkins (-Wertheim) operation (uterus interposition) [69.21](#)
- Watson-Jones operation  
 hip arthrodesis [81.21](#)  
 reconstruction of lateral ligaments, ankle [81.49](#)  
 shoulder arthrodesis (extra- articular) [81.23](#)  
 tenoplasty [83.88](#)
- Webbing (syndactylization) [86.89](#)
- Weir operation  
 appendicostomy [47.91](#)  
 correction of nostrils [21.86](#)
- Wertheim operation (radical hysterectomy) [68.69](#)  
 laparoscopic [68.61](#)
- West operation (dacryocystorhinostomy) [09.81](#)
- Wheeler operation  
 entropion repair [08.44](#)  
 halving procedure (eyelid) [08.24](#)
- Whipple operation (radical pancreatico- duodenectomy) [52.7](#)  
 Child modification (radical subtotal pancreatectomy) [52.53](#)  
 Rodney Smith modification (radical subtotal pancreatectomy) [52.53](#)
- White operation (lengthening of tendo calcaneus by incomplete tenotomy) [83.11](#)
- Whitehead operation  
 glossectomy, radical [25.4](#)  
 hemorrhoidectomy [49.46](#)
- Whitman operation  
 foot stabilization (talectomy) [77.98](#)  
 hip reconstruction [81.40](#)  
 repair of serratus anterior muscle [83.87](#)  
 talectomy [77.98](#)  
 trochanter wedge osteotomy [77.25](#)
- Wier operation (entropion repair) [08.44](#)
- Williams-Richardson operation (vaginal construction) [70.61](#)  
 with graft or prosthesis [70.63](#)
- Wilms operation (thoracoplasty) [33.34](#)
- Wilson operation (angulation osteotomy for hallux valgus) [77.51](#)
- Window operation  
 antrum (nasal sinus)--see Antrotomy, maxillary  
 aorticopulmonary [39.59](#)  
 bone cortex --see also Incision, bone [77.10](#)  
 facial [76.09](#)  
 nasoantral --see Antrotomy, maxillary  
 pericardium [37.12](#)  
 pleura [34.09](#)
- Winiwarter operation  
 (cholecystoenterostomy) [51.32](#)
- Wiring  
 aneurysm [39.52](#)  
 dental (for immobilization) [93.55](#)  
 with fracture- reduction --see Reduction, fracture  
 orthodontic [24.7](#)
- Wirsungojejunostomy [52.96](#)
- Witzel operation (temporary gastrostomy) [43.19](#)
- Woodward operation (release of high riding scapula) [81.83](#)
- Wrapping, aneurysm (gauze) (methyl methacrylate) (plastic) [39.52](#)

X

Xenograft [86.65](#)  
 Xerography, breast [87.36](#)  
 Xeromammography [87.36](#)  
 Xiphoidectomy [77.81](#)

X-ray  
 chest (routine) [87.44](#)  
 wall NEC [87.39](#)  
 contrast --see Radiography, contrast  
 diagnostic --see Radiography  
 injection of radio-opaque substance --see  
 Radiography, contrast  
 skeletal series, whole or complete [88.31](#)  
 therapeutic --see Therapy, radiation

Y

Young operation  
 epispadias repair [58.45](#)  
 tendon transfer (anterior tibialis) (repair of  
 flat foot) [83.75](#)

Yount operation (division of iliotibial band)  
[83.14](#)

Z

Zancolli operation  
 capsuloplasty [81.72](#)  
 tendon transfer (biceps) [82.56](#)  
 Zeus® Robotic Surgical System  
 --see category [17.4](#)  
 Ziegler operation (iridectomy) [12.14](#)  
 Zonulolysis (with lens extraction) --see also  
 Extraction, cataract, intracapsular [13.19](#)

Z-plasty  
 epicanthus [08.59](#)  
 eyelid --see also Reconstruction, eyelid  
[08.70](#)  
 hypopharynx [29.4](#)  
 skin (scar) (web contracture) [86.84](#)  
 with excision of lesion [86.3](#)